

# FEAL



## 50 FK

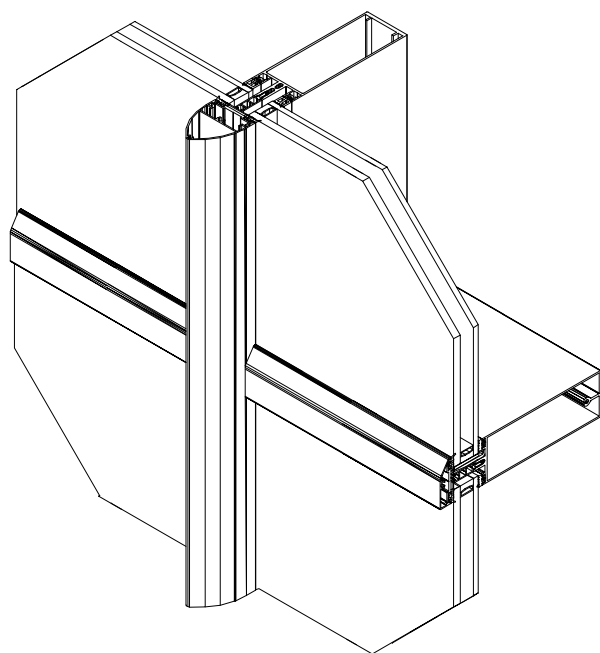
AL. FASADA  
*AL. FACADE*

Knjiga A / *Book A*

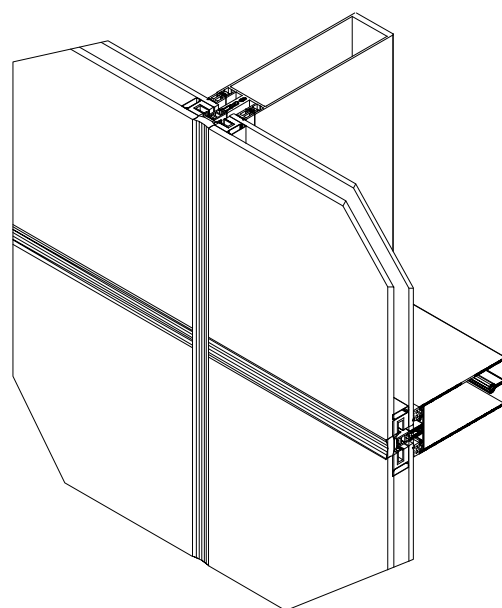


SADRŽAJ  
CONTENT

01	ZNAČAJKE SISTEMA	501.01.000
01	SYSTEM CHARACTERISTICS	501.01.000
02	ISPITIVANJA I CERTIFIKATI	501.02.000
02	TESTING AND CERTIFICATES	501.02.000
03	PROFILI	501.03.000
03	PROFILES	501.03.000
04	PRIKAZ STAKLJENJA	501.04.000
04	GLAZING	501.04.000
05	PRESJECI	501.05.000
05	CROSS SECTIONS	501.05.000



50 FK

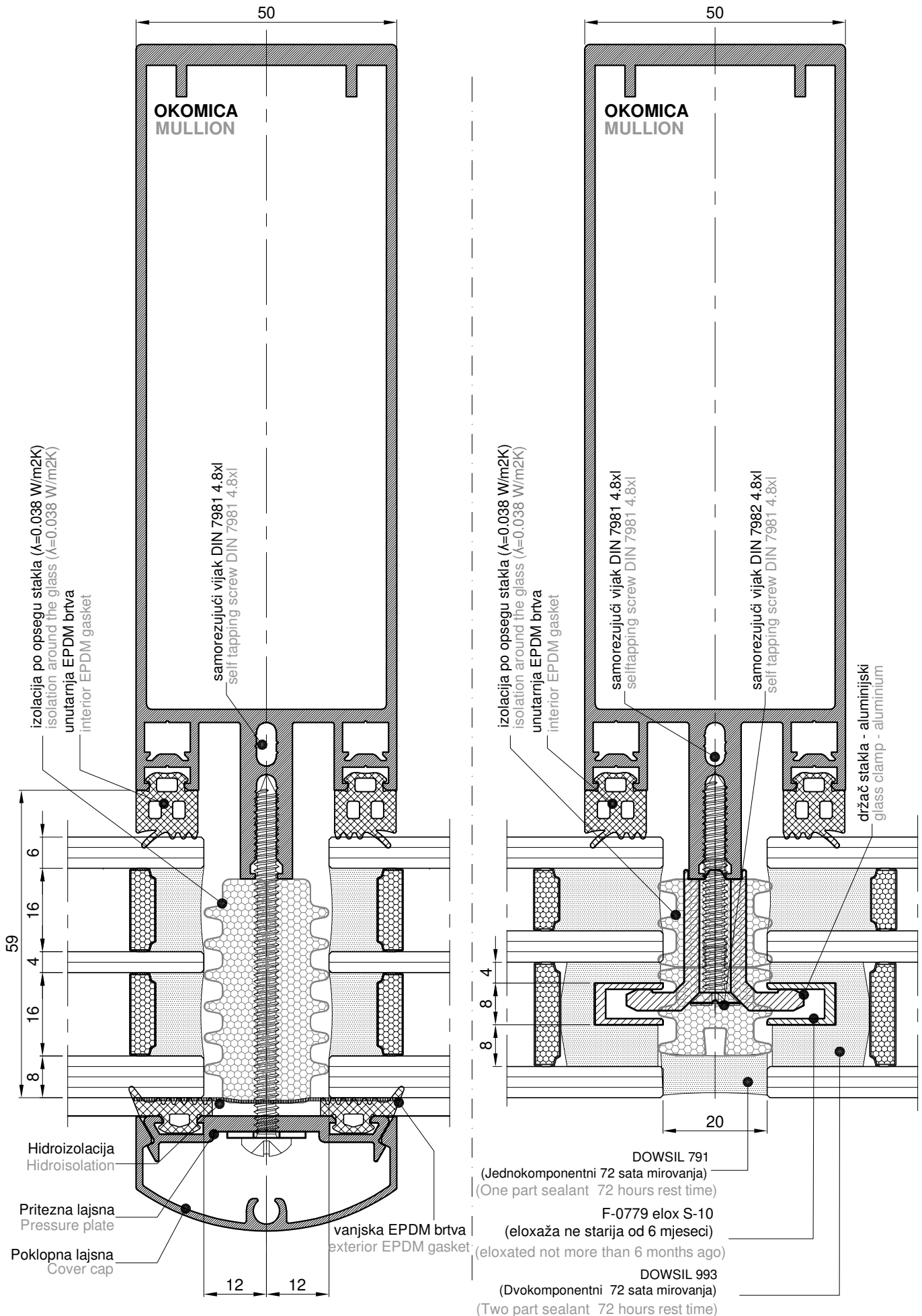


50 FS



# Značajke sistema

## System characteristics



**OPIS SISTEMA:****Konstrukcija:**

**Feal 50FK** je sistem za izradu kontinuirane ili strukturalne, samonosive, u cjelini zastakljene, toplo izolirane fasadne konstrukcije od aluminijumskih profila.

**Geometrija profila:**

Vidljiva širina profila 50mm.

Vertikalni, nosivi profili - okomice (nivo I) su dubina: 90, 120, 140, 160, 200, 270 mm.

Horizontalni profili - vodoravnice (nivo II; tj. nivo III u vertikalnom položaju ukoliko su u konstrukciji i pomoćne vodoravnice), dubina: 88, 118, 136, 138, 158, 198, 268 mm.

Horizontalni profili - pomoćne vodoravnice (nivo II), dubine: 88, 118, 138, 158mm.

Za otvarajuća polja se mogu koristiti posebno dizajnirani fasadni prozorski otvori s tipovima okretno-otklopni (dreh-kipp), otklopni prema unutra (kipp) ili prema vani (senk-klapp), paralelno otvaranje i krovni prozori. Sa fasadnim sustavom su također kompatibilni FEAL sistemi profila za prozore i vrata, kao: Termo 65, Termo 65 plus, Termo 85, Termo 85 SK, Termo 85 PA, Termo 65 VS, Termo 85 VS, TERMO 150, TERMO 150+, Inowa, Francuski balkon, Fiksni brisoleji. Vrata mogu biti otvarajuća (prema vani ili unutra), klizna, mimokretna ili automatska.

Parapetna polja mogu biti prozirna ili neprozirna.

Stakljenje kontinuirane fasade se izvodi uz pomoć EPDM brtvi te priteznih i poklopnih lajsni. Na pritezne lajsne se postavljaju poklopne lajsne koje mogu biti različitih oblika (kvadratni plitki ili duboki, zaobljeni, eliptični) i dimenzija. Izuzetak predstavljaju lajsne koje zbog svog specifičnog oblika ujedno predstavljaju i priteznu i poklopnu lajsnu.

Stakljenje strukturalne fasade se izvodi uz pomoć EPDM brtvi, držača stakla i silikonskog zaptivača strukturalnog stakla.

Kao materijali fasadnih komponenti koriste se materijali otporni na vremenske uvjete, temperaturne razlike, plijesni, te vodootporne zaštitne trake koje sprečavaju prodor vode i vlage u izolaciju.

Sistem fasade FEAL 50FK omogućava izvođenje kondenzata u dva ili tri nivoa tj. ravni. Svi profili okomica i vodoravnica imaju žlijebove za vođenje kondenzata i njihovi međusobni spojevi se izvode tako da se ti žlijebovi preklapaju. Tri nivoa se koriste ukoliko postoji potreba za vertikalnim profilom iznad fiksnog dijela ili otvora. U slučaju samo dva nivoa kondenzat se prirodnim putem odvodi sa horizontalnog profila (II nivo) na vertikalni profil (I nivo). U slučaju tri nivoa kondenzat se prirodnim padom izvodi sa pomoćnog vertikalnog (III nivo) na horizontalni (II nivo) te zatim na glavni vertikalni profil (III nivo), a potom vani. Istovremeno zrak struji kroz okomice i vodoravnice od parapeta premaatici pri čemu se ostvaruje potrebno ventiliranje fasade i suši vlagu nastalu kondenziranjem.

**SYSTEM DESCRIPTION:****Construction:**

System **Feal 50FK** is used for the production of selfbearing, fully glazed, thermally isolated aluminium stick or structural curtain walls.

**Profile geometry:**

Visible profile width 50mm.

Vertical, bearing profiles - mullions (level I) with depths : 90, 120, 140, 160, 200, 270 mm.

Horizontal profiles - transoms (level II; level III if the construction has auxiliary transoms), with depths: 88, 118, 138, 158, 198, 268 mm.

Horizontal profiles - auxiliary transoms (level II), with depth: 88, 118, 138, 158 mm.

Specially designed facade openings such as turn-tilt windows, tilt windows (inwards and outwards) windows with parallel opening and roof windows can be used for opening fields. The curtain wall is also compatible with other FEAL window and door systems, such as; Termo 65, Termo 65 plus, Termo 85, Termo 85 SK, Termo 85 PA, Termo 65 VS, Termo 85 VS, TERMO 150, TERMO 150+, Inowa, French balcony, Fixed sun breakers. Doors in curtain wall can be made as turn opening version (inwards, outwards), sliding, double action door or automatic doors.

Spandrel fields can be transparent or opaque.

Glazing of the stick facade is achieved with EPDM gaskets, pressure plates and cover caps. On pressure plates are mounted cover caps of different shapes (narrow or deep rectangular, curved, elliptic, etc.) and dimensions. Exceptions are the some cover caps that, because of their specific shape, act simultaneously as pressure plates and cover caps.

Glazing of structural curtain wall is achieved with EPDM gaskets, glass clamps and silicone sealants.

As parts of curtain walls, the components used are resistant to weather conditions, temperatural differences and mold. Also used are watertight protection bands that prevent water and moisture entering the isolation.

System FEAL 50FK makes it possible to drain condensation using two level or three level system. All the profiles of vertical and horizontal profiles have draining channels and all of their connections are made in such a way that the channels overlap. Three levels are used if there is a need for a vertical profile over the fixed or a opening field. In case of only two levels the condensation is drained with help of gravity from the horizontal profile to the vertical profile. In case of three levels the condensation is drained with the help of gravity from the auxiliary vertical (III level) which is located above the fixed field or an opening to the horizontal profile (level II) then to the main vertical profile (level I) and finally outside. Meanwhile the air is circulating through the vertical and horizontal profiles from the spandrel to the attic which achieves the necessary ventilating and drying of moisture that occurs due to the condensation.



# Ispitivanja i certifikati

## Testing and certificates



ISPITIVANJA I CERTIFIKATI U FADADI 50 FK  
TESTING AND CERTIFICATES IN FACADE 50 FK

Vrsta ispitivanja Type of test	Standard Norm	Ispitni institut Test institute	Rezultat ispitivanja Test result
Zrakopropusnost Air permeability	EN12152	ift Rosenheim	AE
Vodonepropusnost Watertightness	EN 12154	ift Rosenheim	RE <sub>1200</sub>
Otpornost na vjetar Resistance to wind	EN 13116	ift Rosenheim	Dizajnirano opterećenje Design load ±2,0 kN/m <sup>2</sup> Sigurnosno opterećenje Safety load ±3,0 kN/m <sup>2</sup>
Zvučna izolacija Airborne sound reduction	EN ISO 717-1	gbd Lab	Rw(C,Ctr)(dB); 43 (-1,-5)
Toplinska izolacija Thermal insulation	DIN EN ISO 10077-2	ift Rosenheim	(U <sub>f</sub> ≥ 0.72 W/m <sup>2</sup> K) 50 FK (U <sub>f</sub> ≥ 0.78 W/m <sup>2</sup> K) 50 FS
Protuprovalnost Protection against burglary	EN 1627	gbd Lab	RC2
Otpornost na udar Impact resistance	EN 14019	gbd Lab	I5 / E5



### OPĆENITE BILJEŠKE

Sljedeće prezentirane informacije namijenjene su za statičko preddimenzioniranje FEAL-ovog sistema fasade 50 FK i 50 FS te su bazirane prema dostupnim i valjanim normama u građevini i aluminijskim konstrukcijama. Kako su norme podložne konstantnim revizijama i izmjenama, proizvođači moraju uvijek provjeriti njihovu valjanost na vlastitu odgovornost. Statička valjanost konstrukcije mora biti odobrena od strane odgovorne osobe ili organizacije. Do sada, fasadne konstrukcije regulirane su preko maksimalnih dopuštenih progiba u slučaju opterećenja vjetrom za okomice ili vlastite težine za vodoravnice prema normi **EN 13 830**. Dodatno na ovu normu fasadne konstrukcije mogu podlijegati normi za prozore EN 14 351-1, posebnim nacionalnim normama ili normama unutar korištenih komponenti (npr. stakla, itd.).

### GENERAL NOTES

The next presented information are intended for static pre-dimensioning of FEAL's facade system 50 FK and 50 FS and are based on available and valid norms in construction and aluminum constructions. Since norms are subject to constant revision and changes, processors must always verify their validity on their own responsibility. The static proof must be verified by authorised person or organization. So far, facade construction are regulated through maximum deflection of mullion and transoms in case of wind loads and dead loads respectively by product norm **EN 13 830**. Additionally on mentioned norms, facade constructions can be subjected to windows norm EN 14 351-1, special national norms or norms within used components (e.g. glazing, etc.)

### TEHNIČKE PREDPOSTAVKE ANALIZE

U ovoj analizi su uzete u obzir sljedeće tehničke pretpostavke mjerodavne za proračun:

- Statički model nosaca: Nosac oslonjen u 2 i 3 krajnje točke sidrenja
- Uvjeti eksploatacije obzirom na vjetar:.....V=50-180km/h
- Maximalni vodoravni raster fasade:.....L=60-210cm
- Dozvoljeni progib nosača:..... $f_{pr} \leq H/300$ (cm)
- Specifično opterećenje fasade vjetrom:.....q(kg/cm<sup>2</sup>)
- Jedinično opterećenje nosača:.....Q=qxL(kg/cm)

Temeljna analiza je obuhvatila statičku analizu fasadnih profila u uvjetima vjetrovnih udara za I,II,III VJETROVNU ZONU PODRUČJA ZEMALJA BOSNE I HERCEGOVINE, HRVATSKE, SLOVENIJE SRBIJE, CRNE GORE i MAKEDONIJE prema Tehničkim normativima metalnih konstrukcija 41/64.

### ASSUMPTIONS OF TECHNICAL CALCULATION

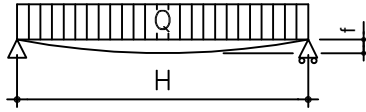
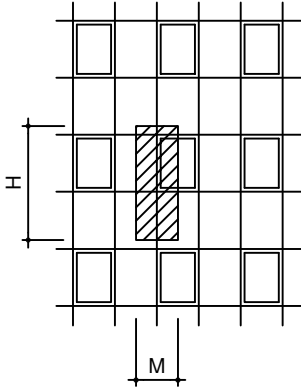
In this technical calculation following technical assumptions are relevant for the calculation.

- Structural beam model: Beam supported in 2 and 3 end points
- Wind load range:.....V=50-180km/h
- Maximal horizontal mullion distance:.....L=60-210cm
- Allowed deformation:..... $f_{pr} \leq H/300$ (cm)
- Specific wind load:.....q(kg/cm<sup>2</sup>)
- Specific load on the mullion:.....Q=qxL(kg/cm)

Basic calculation covers structural calculation of facade profiles in wind load conditions for I., II., III. WINDLOAD ZONE OF BOSNIA AND HERZEGOVINA, CROATIA, SLOVENIA, SERBIA, MONTENEGRO and MACEDONIA according to the Technical norms for metal structures 41/64.

Visina površine nad terenom koja je izložena djelovanju vjetra The height of the surface which is exposed to wind load	Stupanj zaštite fasadnog objekta Level of exposure of building to the wind	DJELOVANJE VJETRA ZA ZEMLJOPISNE ZONE WIND LOADS FOR GEOGRAFICAL AREA					
		I	I	II	II	III	III
		Kg/m <sup>2</sup>	Km/h	Kg/m <sup>2</sup>	Km/h	Kg/m <sup>2</sup>	Km/h
Do 10 m Under 10 m	Zaštićen (protected)	30	79	40	91	55	107
	Poluzaštićen (semi exposed)	40	91	55	107	60	112
	Izložen (exposed)	45	97	70	120	110	151
Od 10 m do 30 m From 10 m to 30 m	Poluzaštićen (semi exposed)	50	102	75	125	110	151
	Izložen (exposed)	60	112	90	137	130	164
Od 30 m do 60 m Od 30 m do 60 m	Izložen (exposed)	70	120	105	148	150	176
Od 60 m do 100 m Od 60 m do 100 m	Izložen (exposed)	80	129	120	158	170	188

$$f_{adm} = H/300$$



$$J_x = \frac{5}{384} * \frac{Q * H^3}{E * f}$$

Jx = [cm]<sup>4</sup>

Q = [Kg]

q = vjetar [Kg/m]<sup>2</sup>

$$Q = q M H = [Kg]$$

E = MODUL ELASTICNOSTI  
E = ELASTIC MODULUS

[Kg/cm]<sup>2</sup>

f = PROGIB [cm]

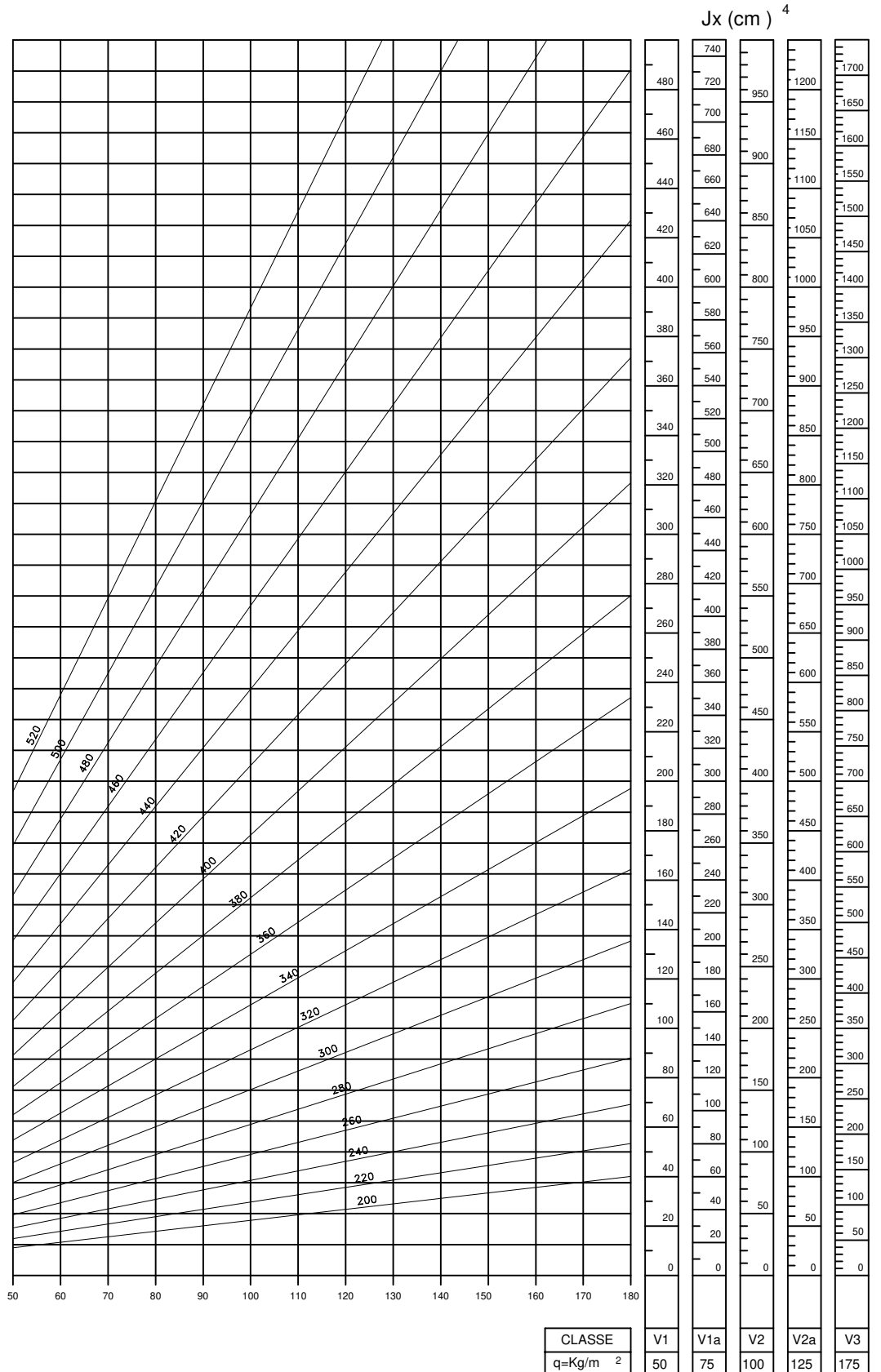
f = deformation

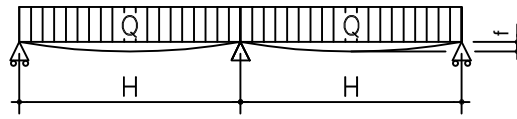
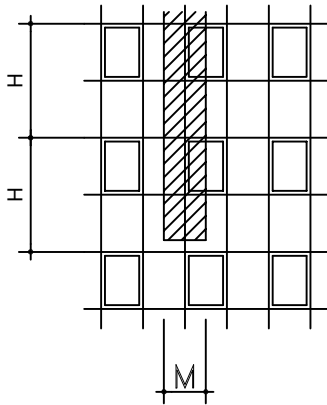
M = 115 cm

H = 320 cm

q = 100 Kg/m<sup>2</sup>

Jx = 210 cm<sup>4</sup>





$$f_{adm} = H/300$$

$J_x$  (cm<sup>4</sup>)

$$J_x = 0,00542 \cdot \frac{Q \cdot H^3}{E \cdot f}$$

$J_x =$  [cm<sup>4</sup>]

$Q =$  [Kg]

$q =$  [Kg/m]<sup>2</sup>

$$Q = q M H = [\text{Kg}]$$

$E =$  [Kg/cm]<sup>2</sup>


$f =$  [cm]

$M = 115$  cm

$H = 320$  cm

$q = 100$  Kg/m<sup>2</sup>

$J_x = 87.5$  cm<sup>4</sup>

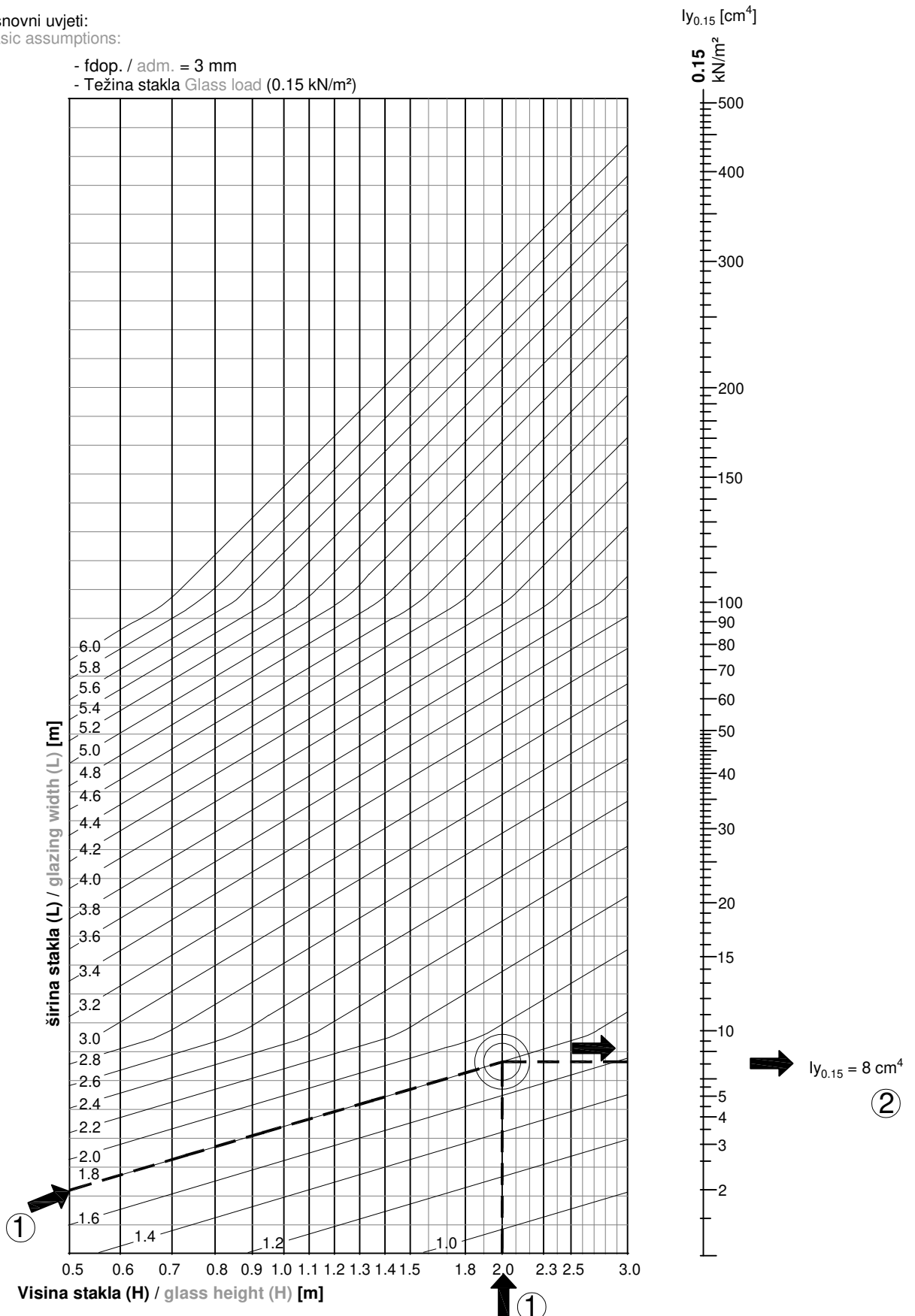


CLASSE	V1	V1a	V2	V2a	V3
q=Kg/m <sup>2</sup>	50	75	100	125	175

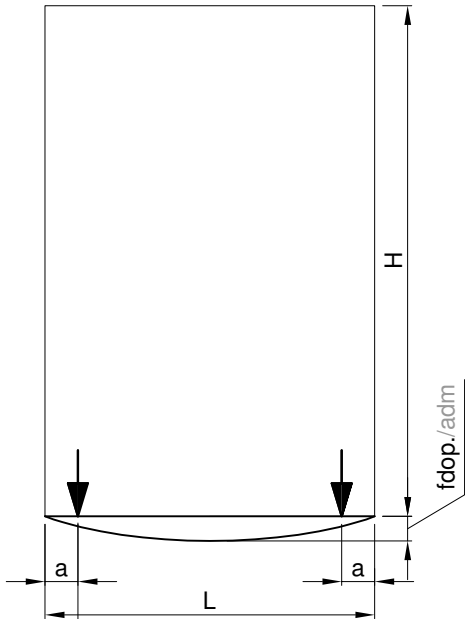
### Statički dijagram Težina stakla Structural diagram glass load

Osnovni uvjeti:  
Basic assumptions:

- fdop. / adm. = 3 mm
- Težina stakla Glass load (0.15 kN/m<sup>2</sup>)



## Statički dijagram Težina stakla Structural diagram glass load



### 1. Ulazni podaci / Input data:

Širina stakla / Glass width:

L= 1.80 m

Visina stakla /Glass height:

H = 2.0 m

Debljina stakla/Glass thickness:

D = 20 mm\*

\* uzima se u obzir samo debljina staklenih ploha  
\* only glass pane thickness is calculated

### 2. Određivanje potrebnog momenta ly pod jediničnim opt. 0.15 kN/m<sup>2</sup> Determination of required moment ly under unit load 0.15 kN/m<sup>2</sup>

za / for qs 0.15 kN/m<sup>2</sup>

$$ly_{0.15} = 8 \text{ cm}^4$$

### 3. Određivanje potrebnog momenta lx pod opterećenjem na objektu Determination of required moment lx under load on the building

Debljina stakla Glass thickness D=20 mm ==>> K=3.33

Potrebni / required  $ly = K_{20} \cdot ly_{0.15} = (3.33) \cdot 8 \text{ cm}^4 = 26,7 \text{ cm}^4$

### 4. Odaberi profil vodoravnice s većim ly Select the transom profile with bigger ly

Moment inercije ly mora biti veći od 26,7 cm<sup>4</sup>

Moment of inertia ly must be bigger than 26,7 cm<sup>4</sup>

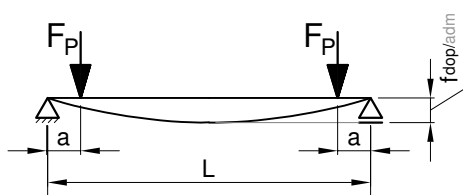


Vlastita težina profila nije uzeta u opterećenje !  
The dead weight of profiles is not considered !

## Statičke jednadžbe

## Structural formulas

Nosač na dva oslonca / Beam on 2 supports



a = 150 mm fiksno / fixed

$$F = \frac{H \cdot L}{2} \cdot q_s$$

$$ly = \frac{F \cdot a}{24 \cdot E \cdot fdop./adm.} \cdot (3 \cdot L^2 - 4 a^2)$$

$ly$	(cm <sup>4</sup> ) = Moment inercije / Moment of inertia
$F_p$	(kN) = Pojedinačno opterećenje / Single load
a	(cm) = Udaljenost oslonca / Support distance
H	(cm) = Visina stakla / Glass height
L	(cm) = Širina stakla / Glass width
$q_s$	(kN/cm <sup>2</sup> ) = Težina stakla / Glass weight
fdop. / adm.	(cm) = dop.progib / adm. deflection

Tablica 1. Težina stakla  
Table 1. Glass weight

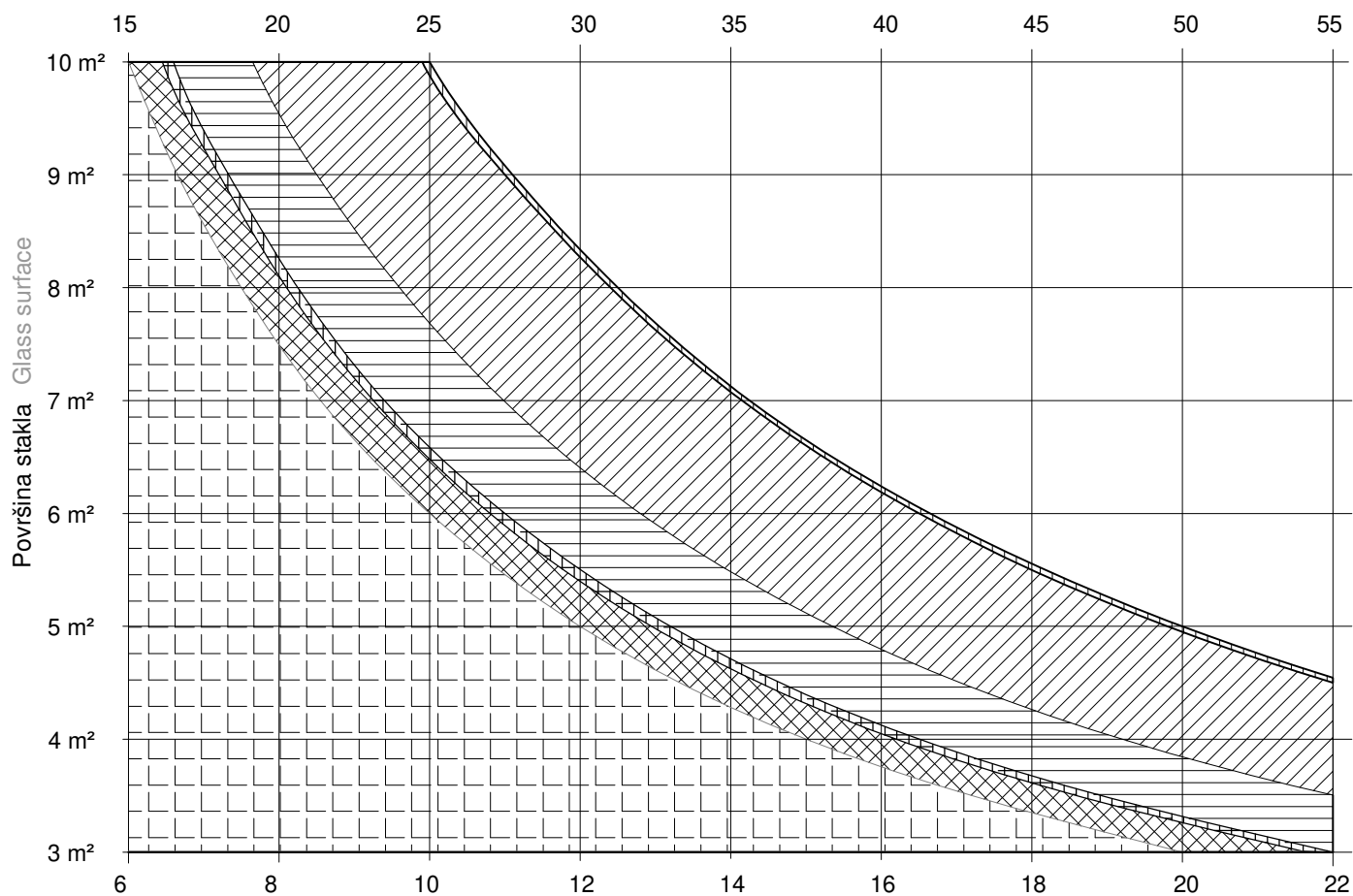
Koeficijent K Coefficient K	1	1.33	1.66	2	2.33	2.66	3	3.33	3.66	4	4.33	4.66	5	5.33	5.66	6	6.33	6.66	7	7.33	7.66	8
kN/m <sup>2</sup>	0.15	0.20	0.25	0.30	0.35	0.40	0.45	0.50	0.55	0.60	0.65	0.70	0.80	0.85	0.90	0.95	1.00	1.05	1.10	1.15	1.20	1.25
kg/m <sup>2</sup>	15	20	25	30	35	40	45	50	55	60	65	70	80	85	90	95	100	105	110	115	120	125
Deblj. stakla (mm) D Glass thick. (mm) D	6	8	10	12	14	16	18	20	22	24	26	28	30	32	34	36	38	40	42	44	46	48









### Tehničke preporuke Technical recommendations

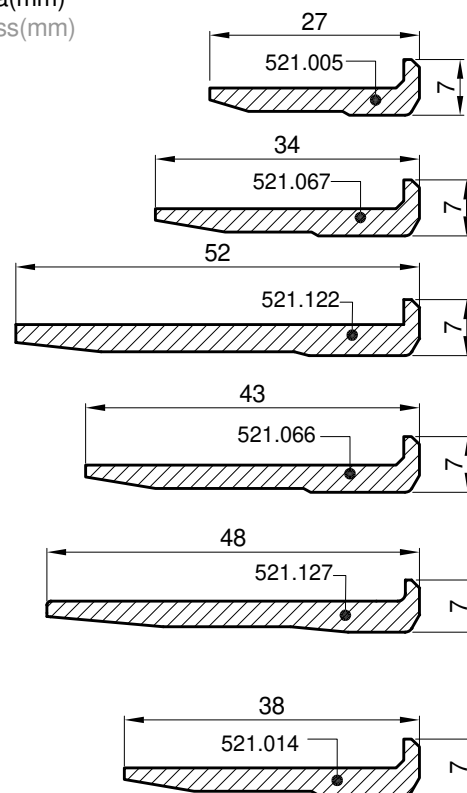
- Dijagram nosivosti držača stakla  
- Load capacity of glass supports

Težina stakla (kg/m<sup>2</sup>)  
Glass weight (kg/m<sup>2</sup>)



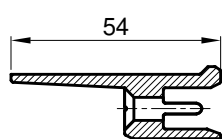
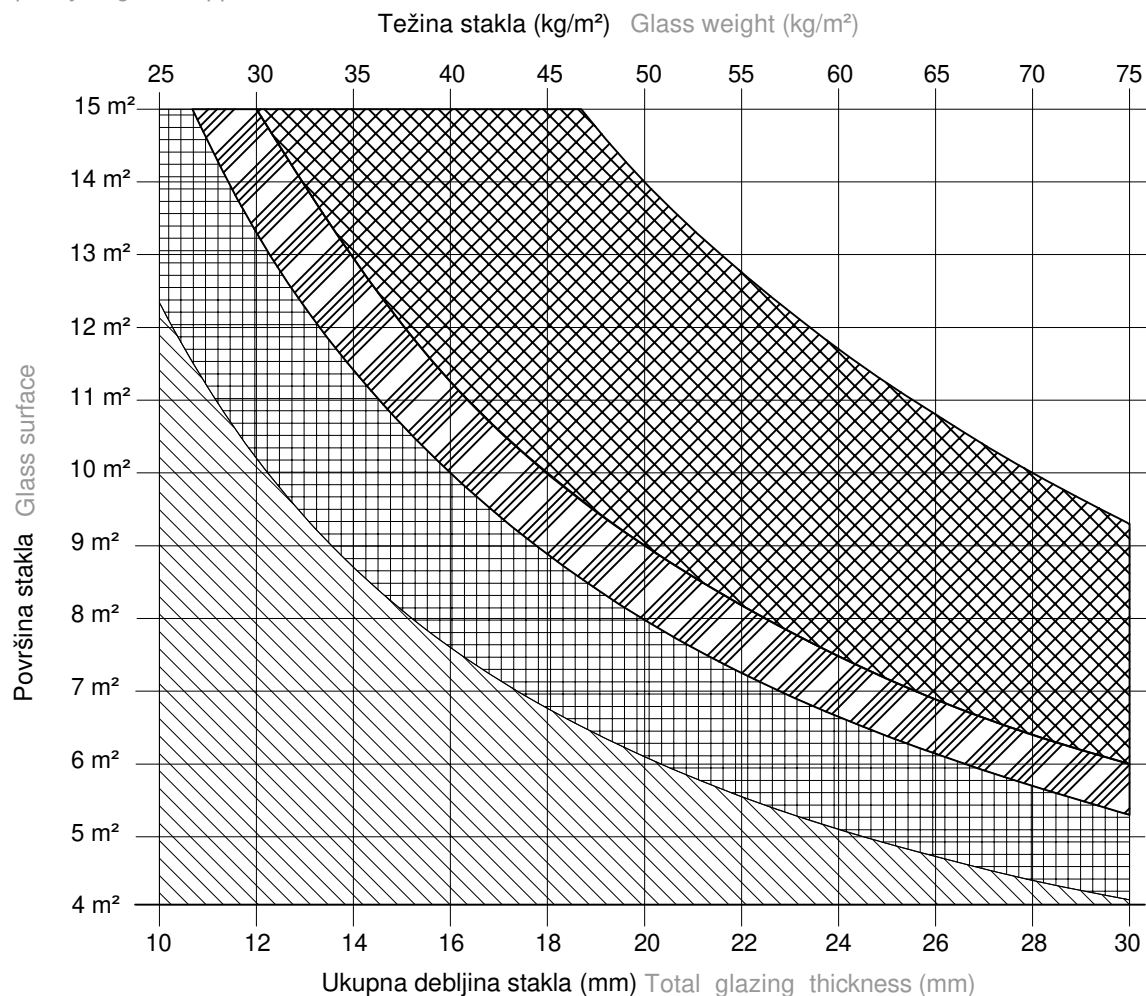
Ukupna debljina stakla(mm)  
Total glazing thickness(mm)

- 
**521.005 27/7 nosivost 250kg (po paru)**  
 521.005 27/7 load capacity 250kg (per pair)
- 
**521.067 34/7 nosivost 248kg ( po paru)**  
 521.067 34/7 load capacity 248kg ( per pair)
- 
**521.122 52/7 nosivost 192kg ( po paru)**  
 521.122 52/7 load capacity 192kg ( per pair)
- 
**521.066 43/7 nosivost 165 kg ( po paru)**  
 521.066 43/7 load capacity 165 kg ( per pair)
- 
**521.127 48/7 nosivost 162kg (po paru)**  
 521.127 48/7 load capacity 162kg (per pair)
- 
**521.014 38/7 nosivost 150kg (po paru)**  
 521.014 38/7 load capacity 150kg (per pair)

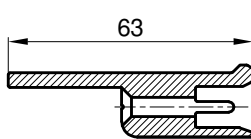


### Tehničke preporuke Technical recommendations

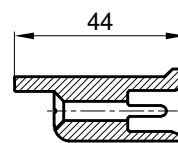
- Dijagram nosivosti držača stakla
- Load capacity of glass supports



521.064

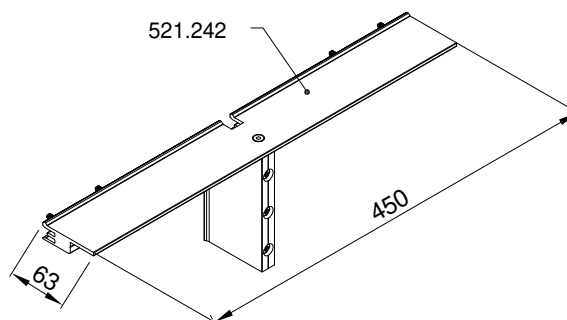


521.234



521.331

- 521.064 54/7 nosivost 305 kg (po paru)  
 521.064 54/7 load capacity 305 kg (per pair)
- 521.234 63/7 nosivost 400 kg (po paru)  
 521.234 63/7 load capacity 400 kg (per pair)
- 521.331 44/7 nosivost 450 kg (po paru)  
 521.331 44/7 load capacity 450 kg (per pair)
- 521.242 nosivost 700 kg (po paru)  
 521.330 load capacity 700 kg (per pair)

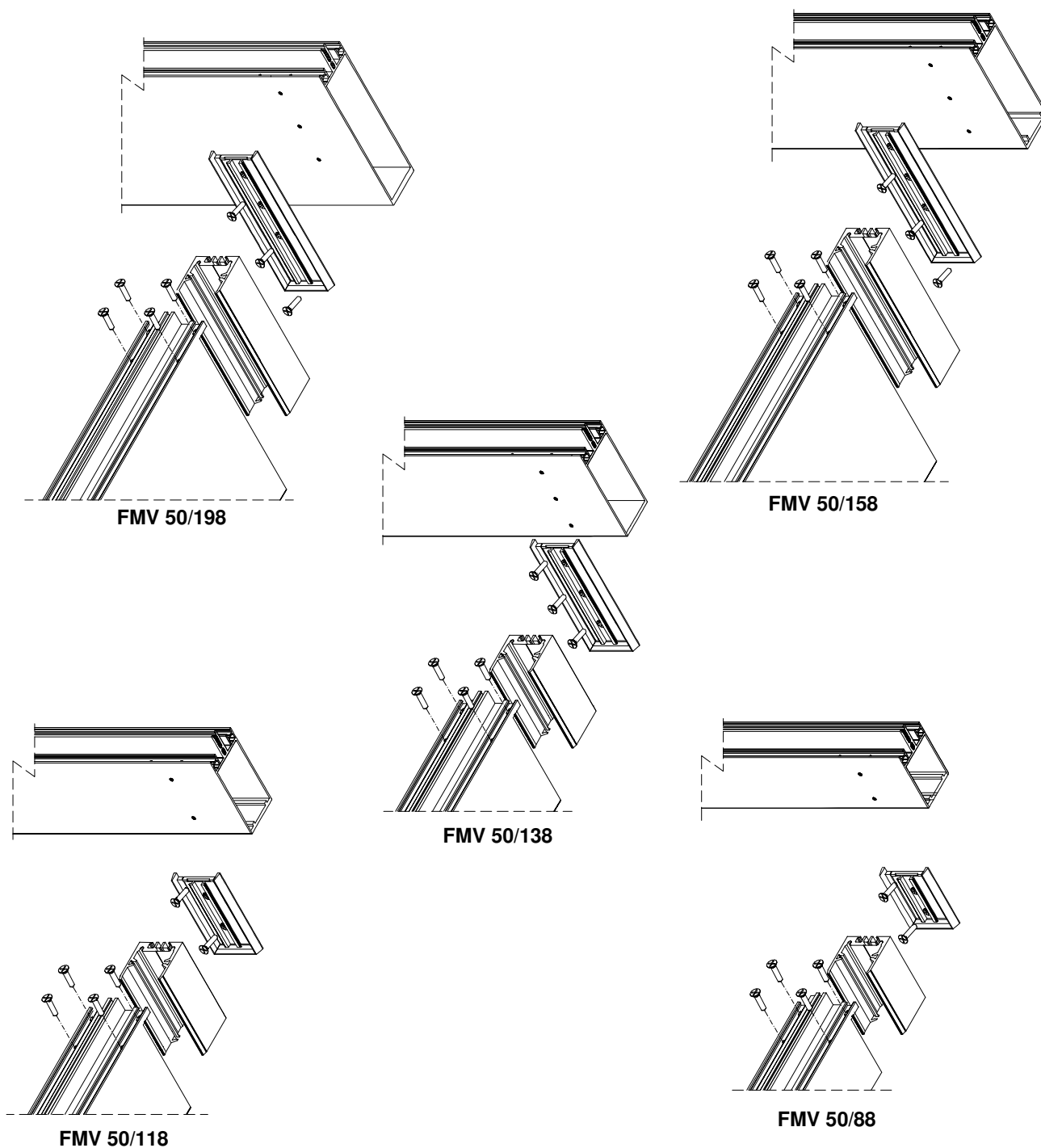


### Tehničke preporuke Technical recommendations

Maksimalna opterećenost vijčanog spoja okomica i vodoravnica\*  
Maximal load of screw connection between mullion and transom\*

Tip vijka Screw type	Profil vodoravnice Transom profile	FMV 50/268	FMV 50/198	FMV 50/158	FMV 50/138	FMV 50/118	FMV 50/88
4.8 DIN 7981/7982		480 kg	480 kg	480 kg	480 kg	320 kg	320 kg
5.5 DIN 7981/7982		660 kg	660 kg	660 kg	680 kg	440 kg	440 kg
6.3 DIN 7981/7982		916 kg	916 kg	916 kg	916 kg	611 kg	611 kg

\*Vrijednosti se odnose na ukupnu nosivost lijevog i desnog spoja  
\*Values refer to the total load of both right and the left connection

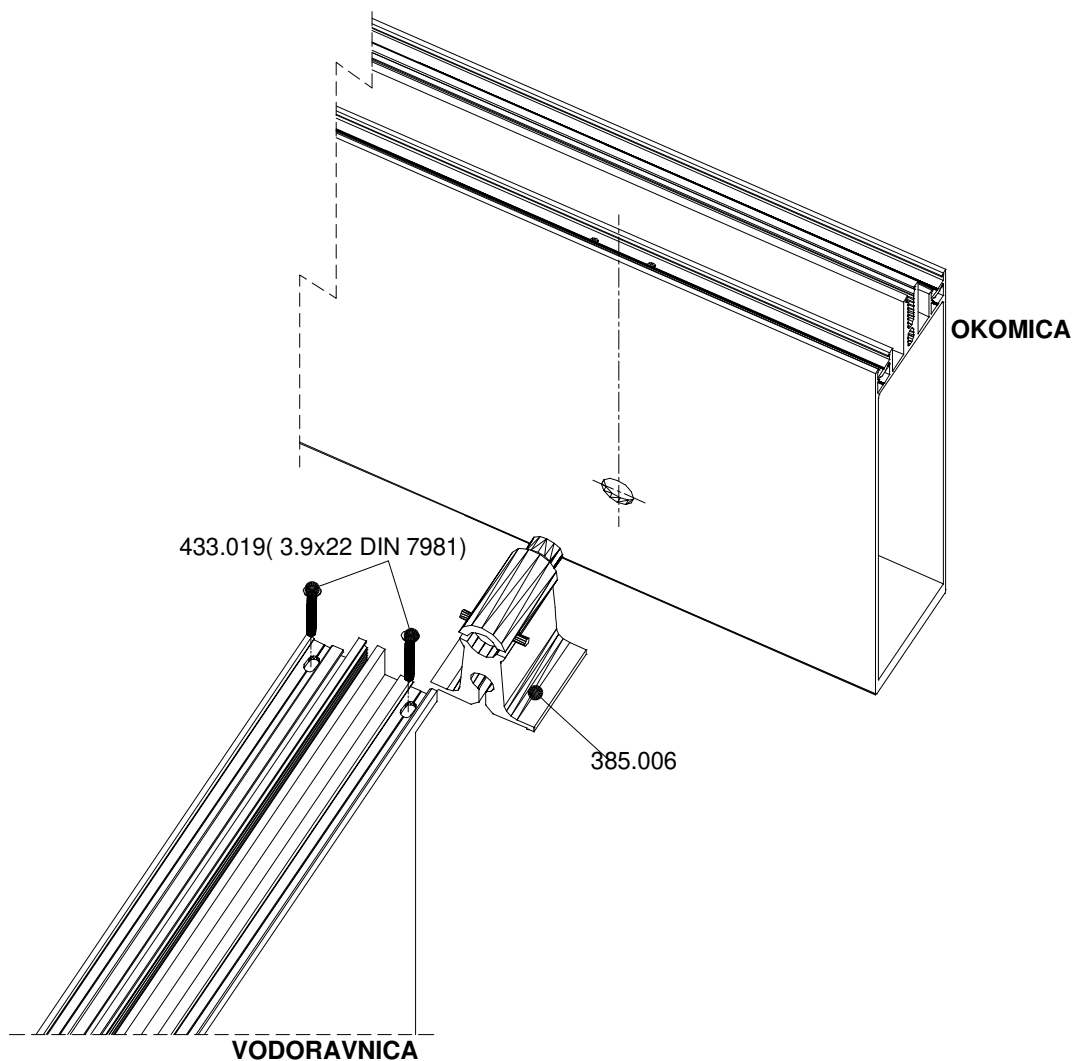


### Tehničke preporuke Technical recommendations

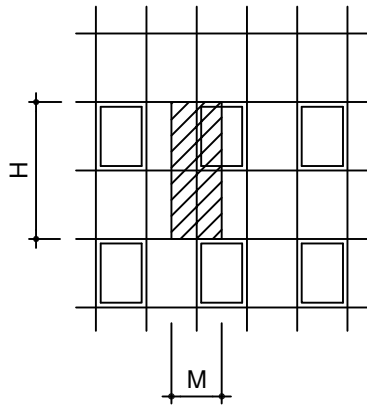
Maksimalna nosivost spoja okomice i vodoravnice spojnicom 385.006\*  
Maximal load of connection between mullion and transom with connector 385.006\*

Profil vodoravnice Transom profile	FMV 50/268 FMV 50/198 FMV 50/158 FMV 50/138 FMV 50/118 FMV 50/88
Tip veze Connection type	385.006 + 433.019 (3.9x22 DIN 7981)
Maksimalna nosivost Maximal load	<b>400 kg</b>

\*Vrijednosti se odnose na ukupnu nosivost lijevog i desnog spoja  
\*Values refer to the total load on both right and the left connection



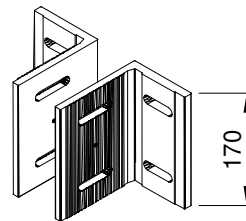

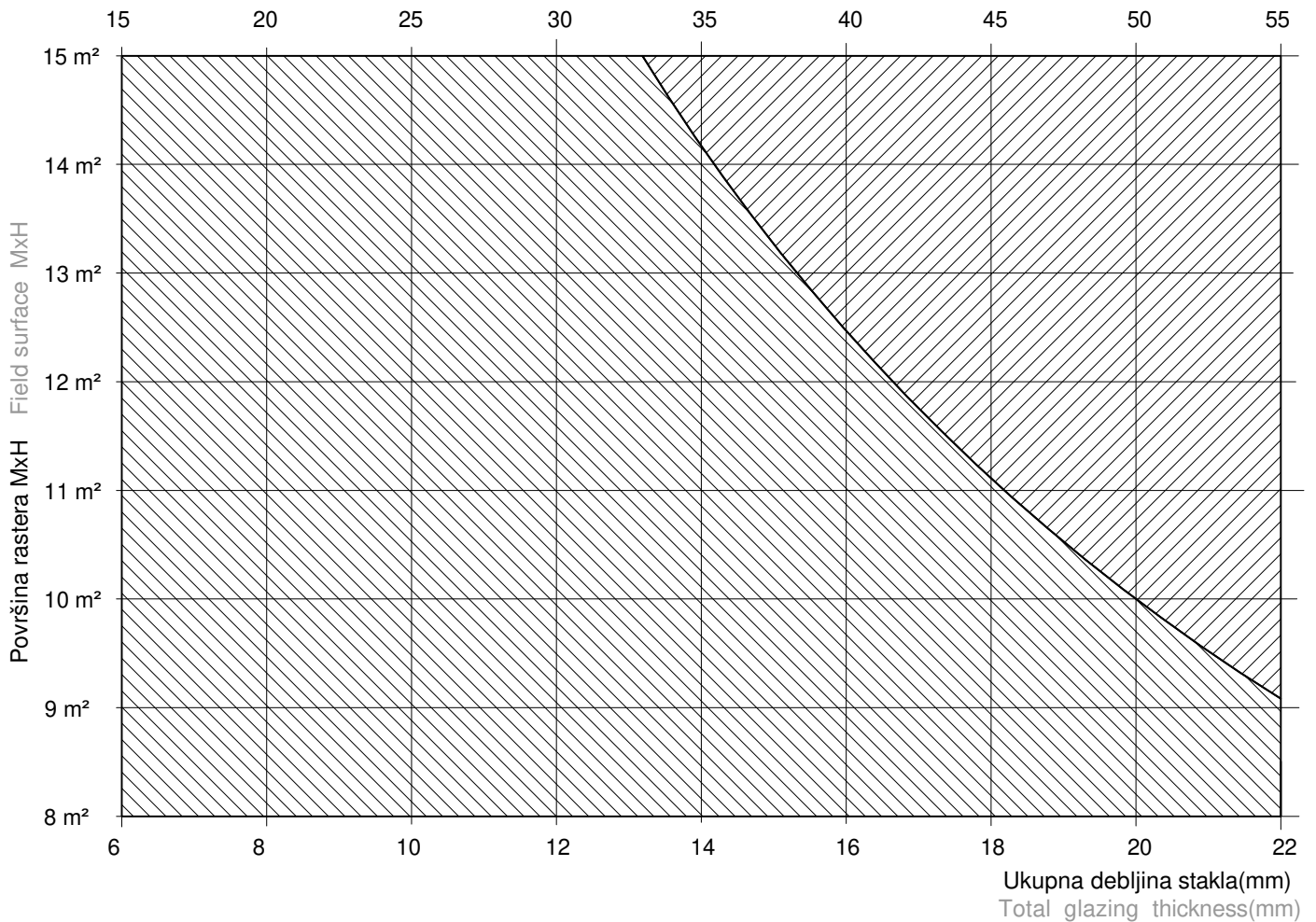
## Tehničke preporuke Technical recommendations



H - okomiti raspon rastera (visina između nosivih nosača)  
H - vertical field height (height between facade supports )  
M - vodoravni raspon rastera  
M - horizontal field width

- Dijagram nosivosti nosača okomice  
- Load capacity of facade supports

Težina stakla po (kg/m<sup>2</sup>)  
Glass weight (kg/m<sup>2</sup>)



501.019 nosivost 500 kg

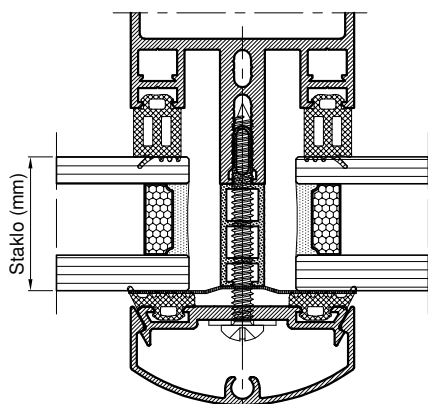
501.004 nosivost 1500 kg

501.019 load capacity 500 kg

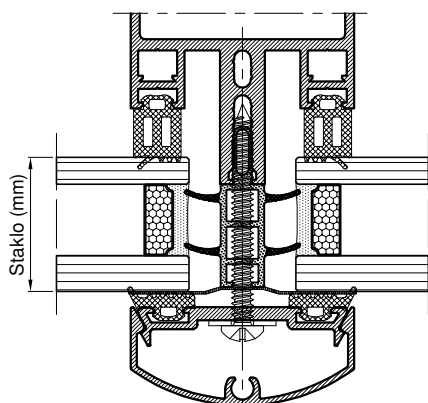
501.004 load capacity 1500 kg

### Termički proračun Thermal calculation

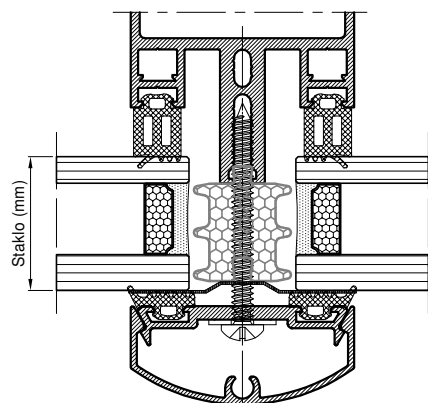
Analiza i primjena termičkih izračuna fiksnih polja u fasadi 50 FK  
Analysis and application of thermal calculations of fixed fields in the 50 FK facade



		U <sub>f</sub> vrijednosti za poliamide bez pera (W/m <sup>2</sup> K) U <sub>f</sub> values for polyamides without wings (W/m <sup>2</sup> K)					
		Okomica (mm)					
		90	120	140	160	200	270
Staklo (mm)	30	2.3	2.4	2.4	2.4	2.4	2.4
	36	2.1	2.2	2.2	2.2	2.2	2.3
	44	1.9	2.0	2.0	2.0	2.0	2.0



		U <sub>f</sub> vrijednosti za poliamide s perima (W/m <sup>2</sup> K) U <sub>f</sub> values for polyamides with wings (W/m <sup>2</sup> K)					
		Okomica (mm)					
		90	120	140	160	200	270
Staklo (mm)	30	1.7	1.7	1.7	1.7	1.8	1.8
	36	1.5	1.5	1.6	1.6	1.6	1.6
	44	1.3	1.4	1.4	1.4	1.4	1.4



		U <sub>f</sub> vrijednosti za spužvice - XPS (W/m <sup>2</sup> K) U <sub>f</sub> values for Extruded Polystyrene - XPS (W/m <sup>2</sup> K)					
		Okomica (mm)					
		90	120	140	160	200	270
Staklo (mm)	30	1.2	1.2	1.2	1.2	1.2	1.2
	36	1.1	1.1	1.1	1.1	1.1	1.1
	44	0.786	0.792	0.786	0.793	0.797	0.797

Proračun koeficijenta prolaska topline za fasade:

$$U_{cw} = \frac{\Sigma A_g \cdot U_g + \Sigma A_p \cdot U_p + \Sigma A_m \cdot U_m + \Sigma A_t \cdot U_t + \Sigma A_f \cdot U_f + \Sigma l_{gf} \cdot \Psi_{gf} + \Sigma l_{mg} \cdot \Psi_{mg} + \Sigma l_p \cdot \Psi_p + \Sigma l_{mf} \cdot \Psi_{mf} + \Sigma l_{tf} \cdot \Psi_{tf}}{A_{cw}}$$

#### Korišteni simboli / Used symbols

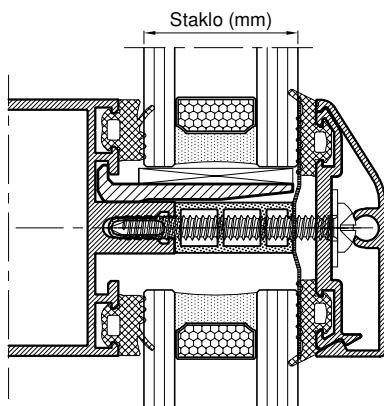
A	(mm <sup>2</sup> ) = površina / area
B	(mm) = prednja širina profila / front width of the profile
U	(W/m <sup>2</sup> K) = koef. toplotnog prijenosa / heat transfer coefficient
l	(m) = dužina linijskog toplinskog mosta / length of line thermal bridge
λ	(W/m·K) = koef. toplinske provodljivosti / thermal conductivity coefficient
Ψ	(W/m·K) = linijski koef. prolaska topline / linear heat transfer coefficient

#### Korišteni indeksi / Used indexes

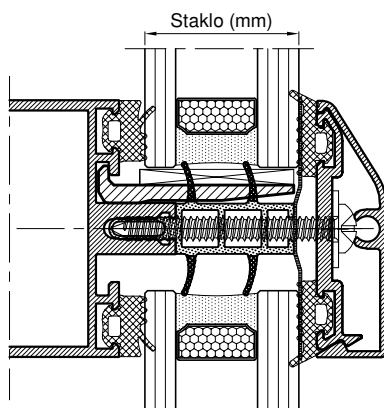
cw	fasada / facade
f	okvir / frame
g	staklo / glass
m	okomica / mullion
t	vodoravnica / transom
p	panel / panel
w	prozor / window

### Termički proračun Thermal calculation

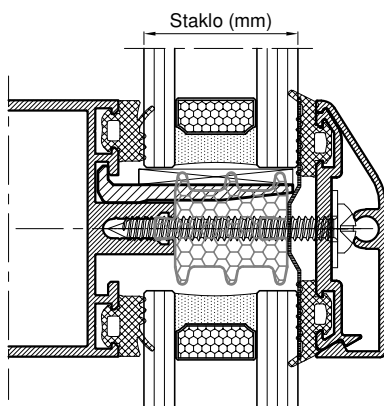
Analiza i primjena termičkih izračuna fiksnih polja u fasadi 50 FK  
Analysis and application of thermal calculations of fixed fields in the 50 FK facade



		U <sub>f</sub> vrijednosti za poliamide bez pera (W/m <sup>2</sup> K) U <sub>f</sub> values for polyamides without wings (W/m <sup>2</sup> K)					
		Vodoravnica (mm)					
		88	118	138	158	198	268
Staklo (mm)	30	2.1	2.2	2.2	2.2	2.2	2.2
	36	1.9	2.0	2.0	2.0	2.0	2.0
	44	1.7	1.8	1.8	1.8	1.8	1.8



		U <sub>f</sub> vrijednosti za poliamide s perima (W/m <sup>2</sup> K) U <sub>f</sub> values for polyamides with wings (W/m <sup>2</sup> K)					
		Vodoravnica (mm)					
		88	118	138	158	198	268
Staklo (mm)	30	1.7	1.7	1.7	1.7	1.8	1.8
	36	1.5	1.5	1.5	1.6	1.6	1.6
	44	1.3	1.3	1.4	1.4	1.4	1.4



		U <sub>f</sub> vrijednosti za spužvice - XPS (W/m <sup>2</sup> K) U <sub>f</sub> values for Extruded Polystyrene - XPS (W/m <sup>2</sup> K)					
		Vodoravnica (mm)					
		88	118	138	158	198	268
Staklo (mm)	30	1.2	1.2	1.2	1.2	1.2	1.2
	36	1.1	1.1	1.1	1.1	1.1	1.1
	44	0.780	0.786	0.788	0.794	0.795	0.802

Proračun koeficijenta prolaska topline za fasade:

$$U_{cw} = \frac{\Sigma A_g \cdot U_g + \Sigma A_p \cdot U_p + \Sigma A_m \cdot U_m + \Sigma A_t \cdot U_t + \Sigma A_f \cdot U_f + \Sigma l_{gf} \cdot \Psi_{gf} + \Sigma l_{mg} \cdot \Psi_{mg} + \Sigma l_p \cdot \Psi_p + \Sigma l_{mf} \cdot \Psi_{mf} + \Sigma l_{tf} \cdot \Psi_{tf}}{A_{cw}}$$

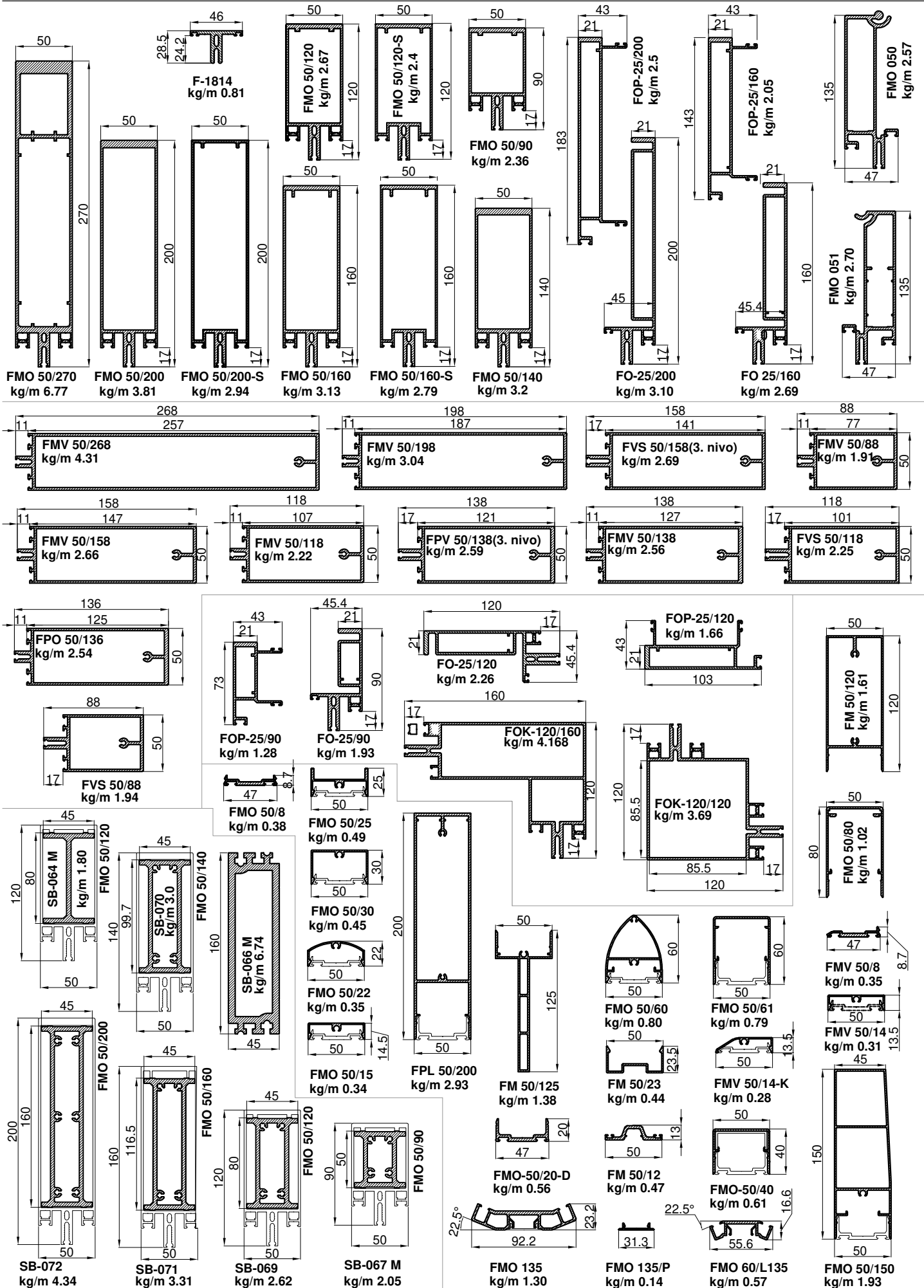
#### Korišteni simboli / Used symbols

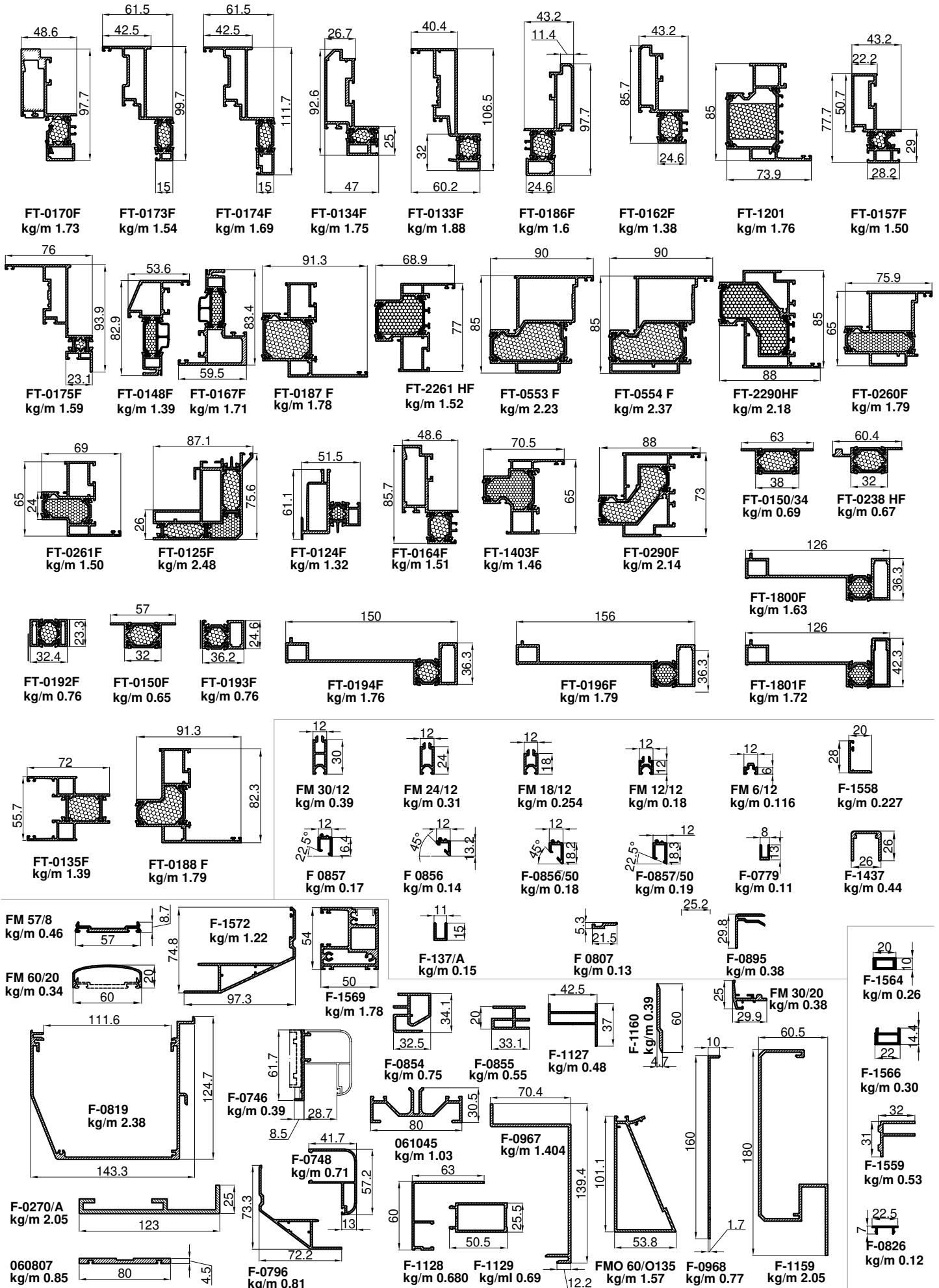
A	(mm <sup>2</sup> ) = površina / area
B	(mm) = prednja širina profila / front width of the profile
U	(W/m <sup>2</sup> K) = koef. toplotnog prijenosa / heat transfer coefficient
l	(m) = dužina linijskog toplinskog mosta / length of line thermal bridge
λ	(W/m·K) = koef. toplinske provodljivosti / thermal conductivity coefficient
Ψ	(W/m·K) = linijski koef. prolaska topline / linear heat transfer coefficient

#### Korišteni indeksi / Used indexes

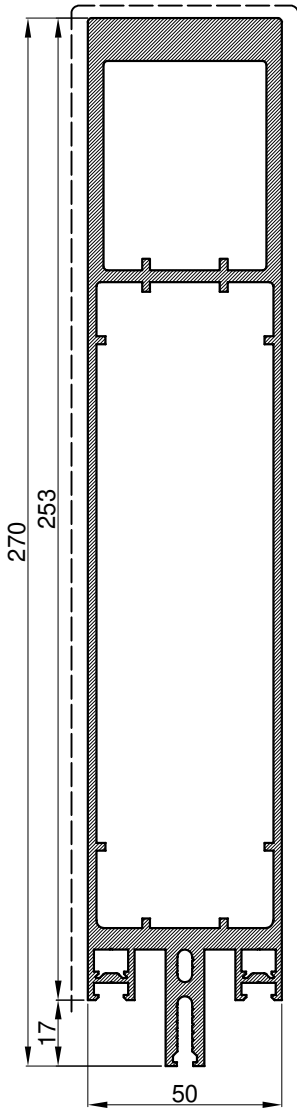
cw	fasada / facade
f	okvir / frame
g	staklo / glass
m	okomica / mullion
t	vodoravnica / transom
p	panel / panel
w	prozor / window

# Profili Profiles

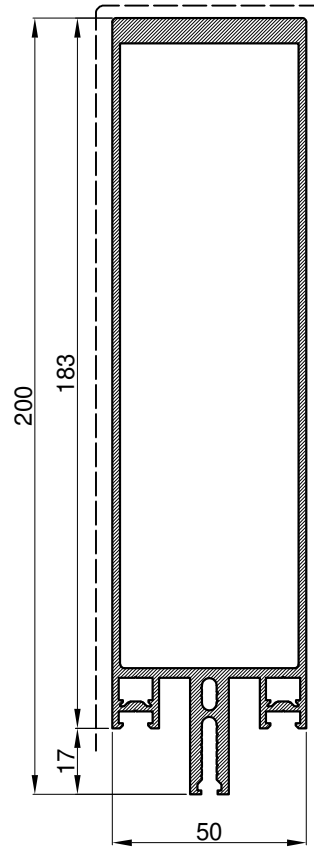




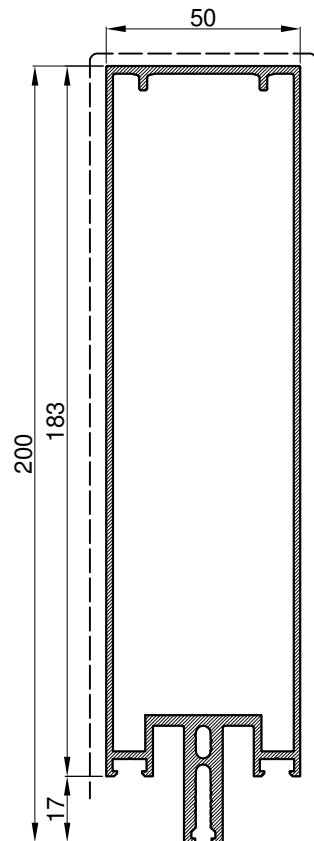




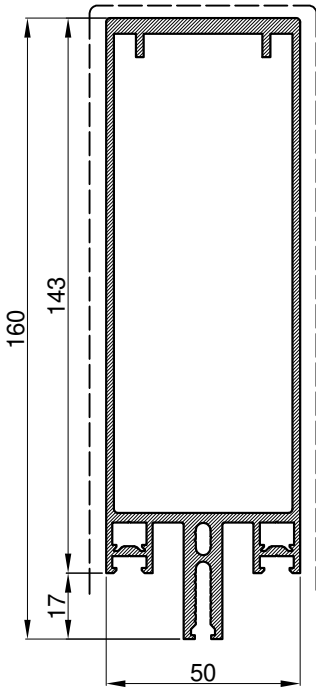
Okomica Mullion		
Art.Br. Art.Nr.	<b>FMO 50/270</b>	
Težina Weight	kg/m'	<b>6.77</b>
Opseg Perimeter	mm	<b>761.3</b>
Moment inercije Moments of inertia	I <sub>x</sub> (cm <sup>4</sup> )	<b>2258.80</b>
	I <sub>y</sub> (cm <sup>4</sup> )	<b>91.46</b>
	W <sub>x</sub> (cm <sup>3</sup> )	<b>147.00</b>
	W <sub>y</sub> (cm <sup>3</sup> )	<b>36.58</b>
L	mm	≤ 6800



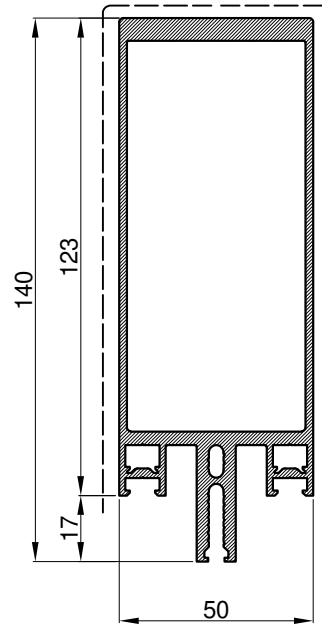
Okomica Mullion		
Art.Br. Art.Nr.	<b>FMO 50/200</b>	
Težina Weight	kg/m'	<b>3.81</b>
Opseg Perimeter	mm	<b>621.30</b>
Moment inercije Moments of inertia	I <sub>x</sub> (cm <sup>4</sup> )	<b>721.91</b>
	I <sub>y</sub> (cm <sup>4</sup> )	<b>51.55</b>
	W <sub>x</sub> (cm <sup>3</sup> )	<b>69.5</b>
	W <sub>y</sub> (cm <sup>3</sup> )	<b>20.62</b>
L	mm	≤ 6800



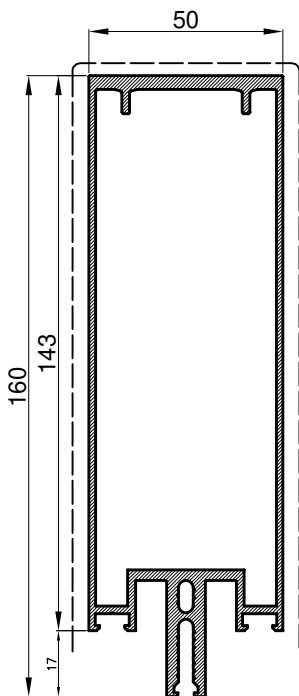
Okomica Mullion		
Art.Br. Art.Nr.	<b>FMO 50/200-S</b>	
Težina Weight	kg/m'	<b>2.94</b>
Opseg Perimeter	mm	<b>621</b>
Moment inercije Moments of inertia	I <sub>x</sub> (cm <sup>4</sup> )	<b>499.32</b>
	I <sub>y</sub> (cm <sup>4</sup> )	<b>41.6</b>
	W <sub>x</sub> (cm <sup>3</sup> )	<b>45.07</b>
	W <sub>y</sub> (cm <sup>3</sup> )	<b>16.64</b>
L	mm	≤ 6800



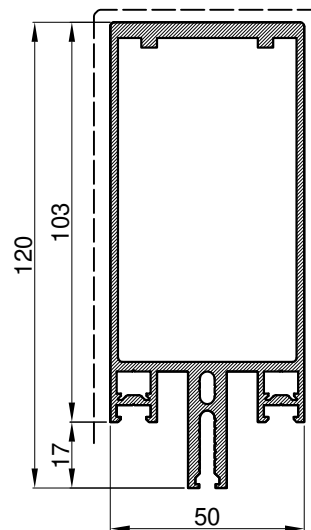
Okomica Mullion		
Art.Br. Art.Nr.	<b>FMO 50/160</b>	
Težina Weight	kg/m'	<b>3.13</b>
Opseg Perimeter	mm	<b>540.70</b>
Moment inercije Moments of inertia	I <sub>x</sub> (cm <sup>4</sup> )	<b>357.47</b>
	I <sub>y</sub> (cm <sup>4</sup> )	<b>40.94</b>
Moments of inertia	W <sub>x</sub> (cm <sup>3</sup> )	<b>44.13</b>
	W <sub>y</sub> (cm <sup>3</sup> )	<b>16.38</b>
L	mm	≤ 6800



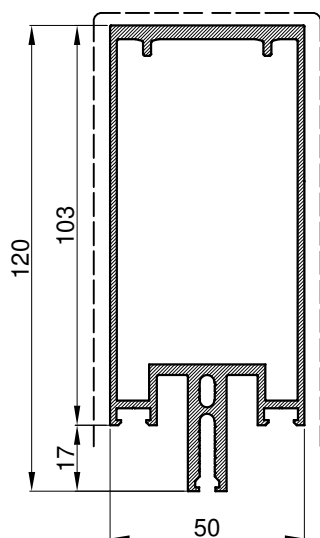
Okomica Mullion		
Art.Br. Art.Nr.	<b>FMO 50/140</b>	
Težina Weight	kg/m'	<b>3.2</b>
Opseg Perimeter	mm	<b>501.02</b>
Moment inercije Moments of inertia	I <sub>x</sub> (cm <sup>4</sup> )	<b>282.65</b>
	I <sub>y</sub> (cm <sup>4</sup> )	<b>37.96</b>
Moments of inertia	W <sub>x</sub> (cm <sup>3</sup> )	<b>39.38</b>
	W <sub>y</sub> (cm <sup>3</sup> )	<b>15.18</b>
L	mm	≤ 6800



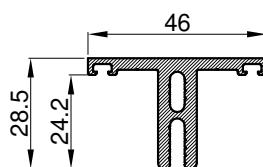
Okomica Mullion		
Art.Br. Art.Nr.	<b>FMO 50/160-S</b>	
Težina Weight	kg/m'	<b>2.787</b>
Opseg Perimeter	mm	<b>542</b>
Moment inercije Moments of inertia	I <sub>x</sub> (cm <sup>4</sup> )	<b>327.05</b>
	I <sub>y</sub> (cm <sup>4</sup> )	<b>35.12</b>
Moments of inertia	W <sub>x</sub> (cm <sup>3</sup> )	<b>39.88</b>
	W <sub>y</sub> (cm <sup>3</sup> )	<b>14.05</b>
L	mm	≤ 6800



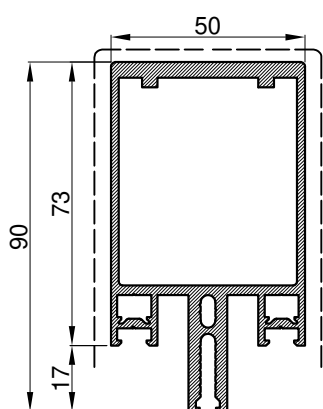
Okomica Mullion		
Art.Br. Art.Nr.	<b>FMO 50/120</b>	
Težina Weight	kg/m'	<b>2.67</b>
Opseg Perimeter	mm	<b>466.566</b>
Moment inercije Moments of inertia	I <sub>x</sub> (cm <sup>4</sup> )	<b>159.04</b>
	I <sub>y</sub> (cm <sup>4</sup> )	<b>30.96</b>
Moments of inertia	W <sub>x</sub> (cm <sup>3</sup> )	<b>26.41</b>
	W <sub>y</sub> (cm <sup>3</sup> )	<b>12.38</b>
L	mm	≤ 6800



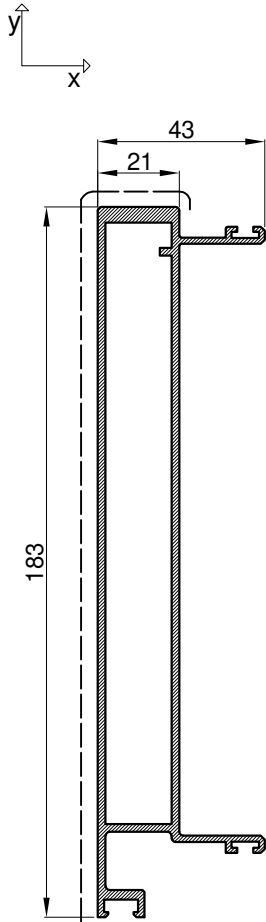
Okomica Mullion		
Art.Br. Art.Nr.	<b>FMO 50/120-S</b>	
Težina Weight	kg/m'	<b>2.398</b>
Opseg Perimeter	mm	<b>462</b>
Moment inercije Moments of inertia	$I_x$ (cm <sup>4</sup> )	<b>151.37</b>
	$I_y$ (cm <sup>4</sup> )	<b>26.99</b>
	$W_x$ (cm <sup>3</sup> )	<b>25.07</b>
	$W_y$ (cm <sup>3</sup> )	<b>10.8</b>
L	mm	$\leq 6800$



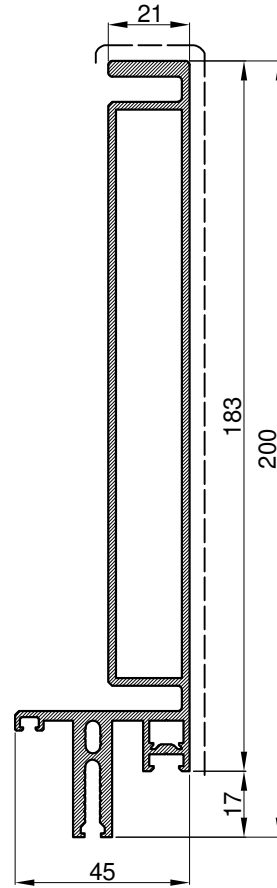
Okomica/vodoravnica za drvenu ili čeličnu podkonstrukciju Mullion/transom for wooden or steel substructure		
Art.Br. Art.Nr.	<b>F-1814</b>	
Težina Weight	kg/m'	<b>0.81</b>
Opseg Perimeter	mm	<b>300.883</b>
Moment inercije Moments of inertia	$I_x$ (cm <sup>4</sup> )	<b>2.460</b>
	$I_y$ (cm <sup>4</sup> )	<b>2.290</b>
	$W_x$ (cm <sup>3</sup> )	<b>1.070</b>
	$W_y$ (cm <sup>3</sup> )	<b>1.190</b>
L	mm	$\leq 6800$



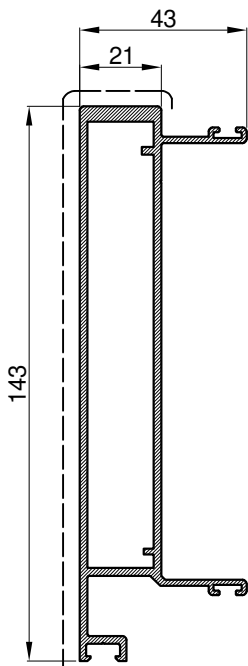
Okomica Mullion		
Art.Br. Art.Nr.	<b>FMO 50/90</b>	
Težina Weight	kg/m'	<b>2.36</b>
Opseg Perimeter	mm	<b>401.13</b>
Moment inercije Moments of inertia	$I_x$ (cm <sup>4</sup> )	<b>75.03</b>
	$I_y$ (cm <sup>4</sup> )	<b>24.61</b>
	$W_x$ (cm <sup>3</sup> )	<b>15.72</b>
	$W_y$ (cm <sup>3</sup> )	<b>9.85</b>
L	mm	$\leq 6800$



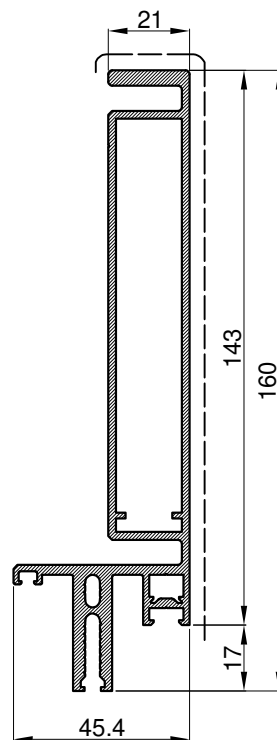
Okomica(dvodijelna) Mullion (two-part)		
Art.Br. Art.Nr.	<b>* FOP-25/200</b>	
Težina Weight	kg/m'	<b>2.50</b>
Opseg Perimeter	mm	<b>563.10</b>
Moment inerције Moments of inertia	I <sub>x</sub> (cm <sup>4</sup> )	<b>329.30</b>
	I <sub>y</sub> (cm <sup>4</sup> )	<b>11.40</b>
Moments of inertia	W <sub>x</sub> (cm <sup>3</sup> )	<b>34.00</b>
	W <sub>y</sub> (cm <sup>3</sup> )	<b>3.70</b>
L	mm	≤ 6800



Okomica(dvodijelna) Mullion (two-part)		
Art.Br. Art.Nr.	<b>* FO-25/200</b>	
Težina Weight	kg/m'	<b>3.10</b>
Opseg Perimeter	mm	<b>658.87</b>
Moment inerције Moments of inertia	I <sub>x</sub> (cm <sup>4</sup> )	<b>479.27</b>
	I <sub>y</sub> (cm <sup>4</sup> )	<b>13.26</b>
Moments of inertia	W <sub>x</sub> (cm <sup>3</sup> )	<b>43.84</b>
	W <sub>y</sub> (cm <sup>3</sup> )	<b>4.230</b>
L	mm	≤ 6800

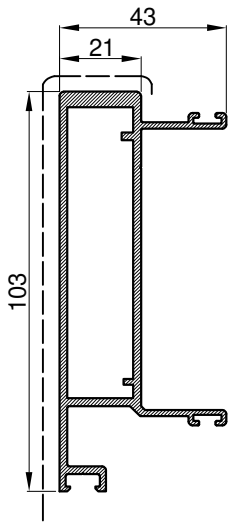


Okomica(dvodijelna) Mullion (two-part)		
Art.Br. Art.Nr.	<b>FOP-25/160</b>	
Težina Weight	kg/m'	<b>2.05</b>
Opseg Perimeter	mm	<b>479.00</b>
Moment inercije Moments of inertia	I <sub>x</sub> (cm <sup>4</sup> )	<b>172.32</b>
	I <sub>y</sub> (cm <sup>4</sup> )	<b>9.83</b>
Moments of inertia	W <sub>x</sub> (cm <sup>3</sup> )	<b>22.40</b>
	W <sub>y</sub> (cm <sup>3</sup> )	<b>3.23</b>
L	mm	≤ 6800

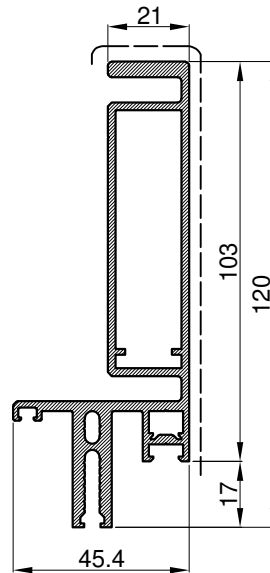


Okomica(dvodijelna) Mullion (two-part)		
Art.Br. Art.Nr.	<b>FO-25/160</b>	
Težina Weight	kg/m'	<b>2.69</b>
Opseg Perimeter	mm	<b>581.36</b>
Moment inercije Moments of inertia	I <sub>x</sub> (cm <sup>4</sup> )	<b>258.47</b>
	I <sub>y</sub> (cm <sup>4</sup> )	<b>11.78</b>
Moments of inertia	W <sub>x</sub> (cm <sup>3</sup> )	<b>29.5</b>
	W <sub>y</sub> (cm <sup>3</sup> )	<b>3.77</b>
L	mm	≤ 6800

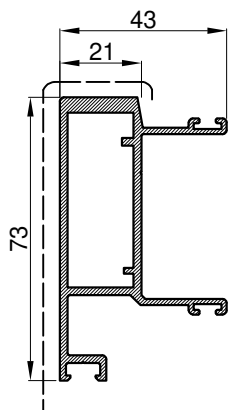
\* profili koji podliježu posebnoj narudžbi  
\* profiles that require special order



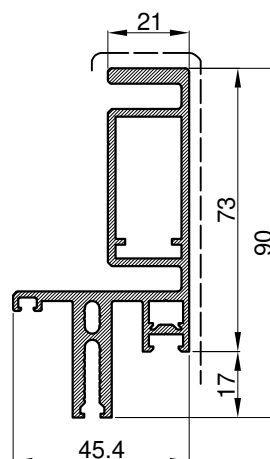
Okomica (dvodijelna) Mullion (two-part)		
Art.Br. Art.Nr.	<b>FOP-25/120</b>	
Težina Weight	kg/m'	<b>1.66</b>
Opseg Perimeter	mm	<b>406.52</b>
Moment inerције	I <sub>x</sub> (cm <sup>4</sup> )	<b>70.39</b>
	I <sub>y</sub> (cm <sup>4</sup> )	<b>8.28</b>
Moments of inertia	W <sub>x</sub> (cm <sup>3</sup> )	<b>12.41</b>
	W <sub>y</sub> (cm <sup>3</sup> )	<b>2.77</b>
L	mm	≤ 6800



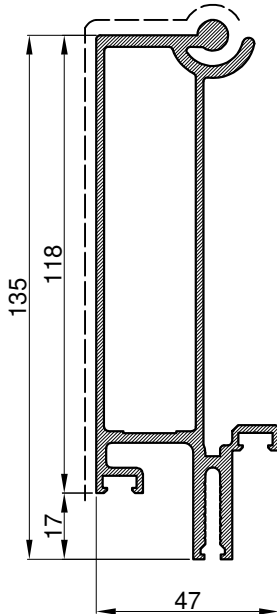
Okomica (dvodijelna) Mullion (two-part)		
Art.Br. Art.Nr.	<b>FO-25/120</b>	
Težina Weight	kg/m'	<b>2.26</b>
Opseg Perimeter	mm	<b>500.0</b>
Moment inercije	I <sub>x</sub> (cm <sup>4</sup> )	<b>114.26</b>
	I <sub>y</sub> (cm <sup>4</sup> )	<b>10.07</b>
Moments of inertia	W <sub>x</sub> (cm <sup>3</sup> )	<b>17.63</b>
	W <sub>y</sub> (cm <sup>3</sup> )	<b>2.70</b>
L	mm	≤ 6800



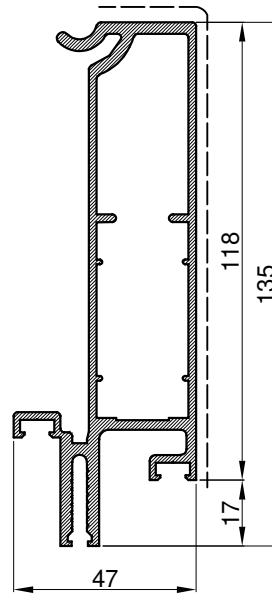
Okomica (dvodijelna) Mullion (two-part)		
Art.Br. Art.Nr.	<b>FOP-25/90</b>	
Težina Weight	kg/m'	<b>1.28</b>
Opseg Perimeter	mm	<b>339.00</b>
Moment inercije	I <sub>x</sub> (cm <sup>4</sup> )	<b>25.00</b>
	I <sub>y</sub> (cm <sup>4</sup> )	<b>6.74</b>
Moments of inertia	W <sub>x</sub> (cm <sup>3</sup> )	<b>6.00</b>
	W <sub>y</sub> (cm <sup>3</sup> )	<b>2.30</b>
L	mm	≤ 6800



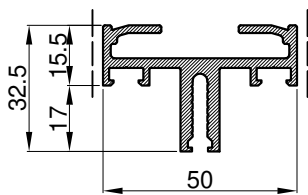
Okomica (dvodijelna) Mullion (two-part)		
Art.Br. Art.Nr.	<b>FO-25/90</b>	
Težina Weight	kg/m'	<b>1.93</b>
Opseg Perimeter	mm	<b>439.10</b>
Moment inercije	I <sub>x</sub> (cm <sup>4</sup> )	<b>49.45</b>
	I <sub>y</sub> (cm <sup>4</sup> )	<b>8.71</b>
Moments of inertia	W <sub>x</sub> (cm <sup>3</sup> )	<b>10.55</b>
	W <sub>y</sub> (cm <sup>3</sup> )	<b>3.3</b>
L	mm	≤ 6800



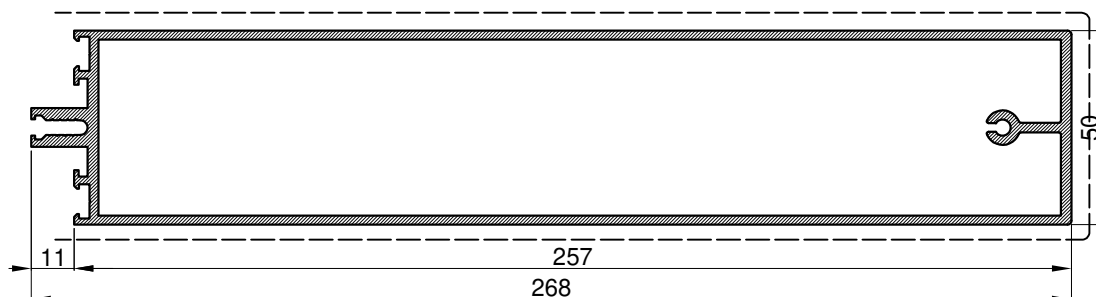
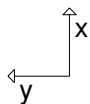
Okomica (dvodijelna) Mullion (two-part)		
Art.Br. Art.Nr.	<b>FMO 050</b>	
Težina Weight	kg/m'	<b>2.570</b>
Opseg Perimeter	mm	<b>552.00</b>
Moment inerције Moments of inertia	I <sub>x</sub> (cm <sup>4</sup> )	<b>200.47</b>
	I <sub>y</sub> (cm <sup>4</sup> )	<b>16.72</b>
	W <sub>x</sub> (cm <sup>3</sup> )	<b>28.83</b>
	W <sub>y</sub> (cm <sup>3</sup> )	<b>6.11</b>
L	mm	≤ 6800



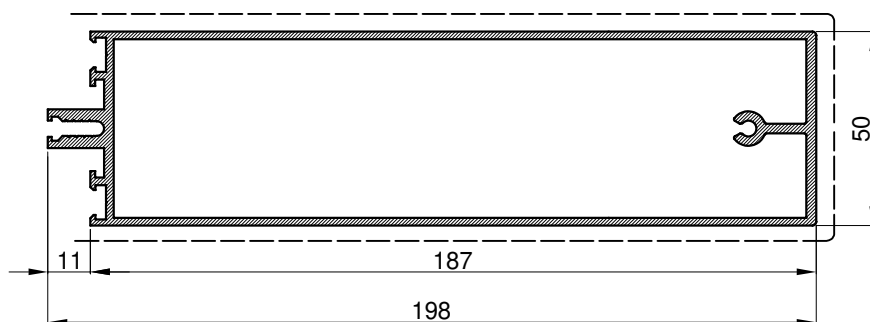
Okomica (dvodijelna) Mullion (two-part)		
Art.Br. Art.Nr.	<b>FMO 051</b>	
Težina Weight	kg/m'	<b>2.70</b>
Opseg Perimeter	mm	<b>526.00</b>
Moment inercije Moments of inertia	I <sub>x</sub> (cm <sup>4</sup> )	<b>177.48</b>
	I <sub>y</sub> (cm <sup>4</sup> )	<b>15.59</b>
	W <sub>x</sub> (cm <sup>3</sup> )	<b>22.47</b>
	W <sub>y</sub> (cm <sup>3</sup> )	<b>2.73</b>
L	mm	≤ 6800



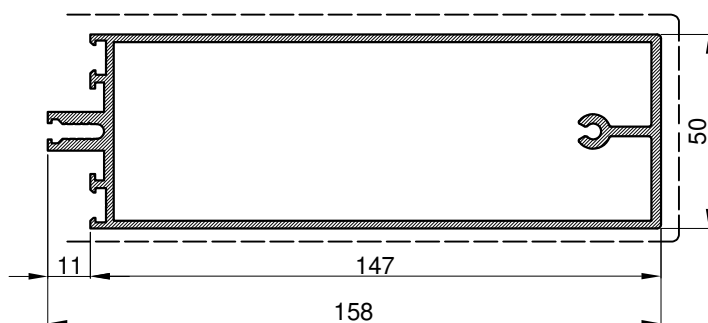
Okomica za drvenu ili čeličnu podkonstrukciju Mullion for wooden or steel substructure		
Art.Br. Art.Nr.	<b>FMO 50/32</b>	
Težina Weight	kg/m'	<b>1.03</b>
Opseg Perimeter	mm	<b>318.91</b>
Moment inercije Moments of inertia	I <sub>x</sub> (cm <sup>4</sup> )	<b>2.520</b>
	I <sub>y</sub> (cm <sup>4</sup> )	<b>7.820</b>
	W <sub>x</sub> (cm <sup>3</sup> )	<b>1.240</b>
	W <sub>y</sub> (cm <sup>3</sup> )	<b>3.130</b>
L	mm	≤ 6800



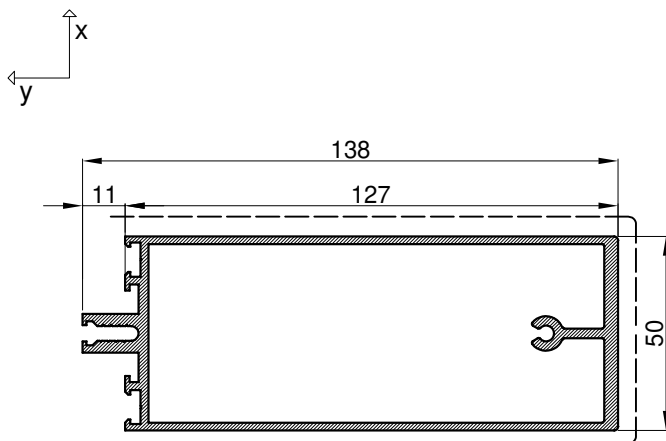
Vodoravnica Transom		
Art.Br. Art.Nr.	<b>FMV 50/268</b>	
Težina Weight	kg/m'	<b>4.31</b>
Opseg Perimeter	mm	<b>711.26</b>
Moment inercije Moments of inertia	I <sub>x</sub> (cm <sup>4</sup> )	<b>1296.66</b>
	I <sub>y</sub> (cm <sup>4</sup> )	<b>71.60</b>
	W <sub>x</sub> (cm <sup>3</sup> )	<b>94.86</b>
	W <sub>y</sub> (cm <sup>3</sup> )	<b>28.64</b>
L	mm	≤ 6800



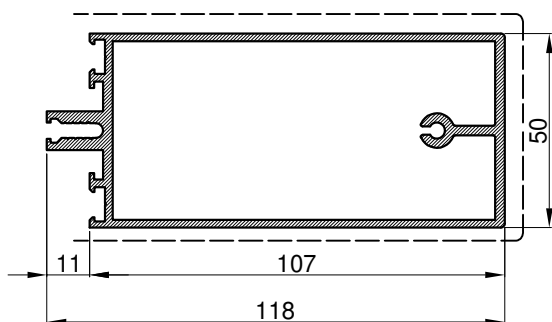
Vodoravnica Transom		
Art.Br. Art.Nr.	<b>FMV 50/198</b>	
Težina Weight	kg/m'	<b>3.04</b>
Opseg Perimeter	mm	<b>579.40</b>
Moment inercije Moments of inertia	I <sub>x</sub> (cm <sup>4</sup> )	<b>526.00</b>
	I <sub>y</sub> (cm <sup>4</sup> )	<b>46.90</b>
	W <sub>x</sub> (cm <sup>3</sup> )	<b>18.80</b>
	W <sub>y</sub> (cm <sup>3</sup> )	<b>51.00</b>
L	mm	≤ 6800



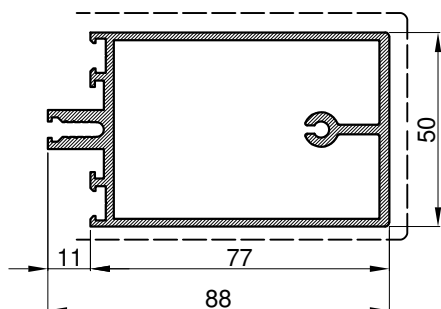
Vodoravnica Transom		
Art.Br. Art.Nr.	<b>FMV 50/158</b>	
Težina Weight	kg/m'	<b>2.66</b>
Opseg Perimeter	mm	<b>491.50</b>
Moment inercije Moments of inertia	I <sub>x</sub> (cm <sup>4</sup> )	<b>292.90</b>
	I <sub>y</sub> (cm <sup>4</sup> )	<b>37.65</b>
	W <sub>x</sub> (cm <sup>3</sup> )	<b>15.06</b>
	W <sub>y</sub> (cm <sup>3</sup> )	<b>35.28</b>
L	mm	≤ 6800



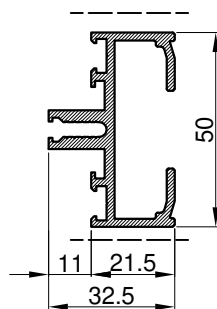
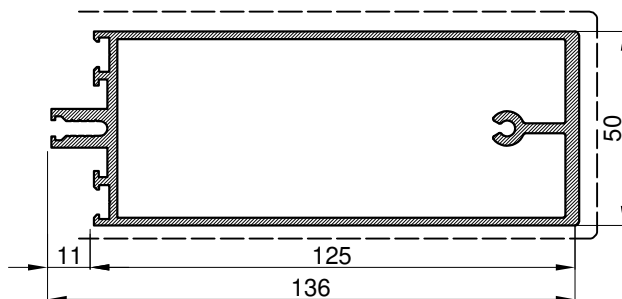
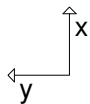
Vodoravnica Transom		
Art.Br. Art.Nr.	<b>FMV 50/138</b>	
Težina Weight	kg/m'	<b>2.56</b>
Opseg Perimeter	mm	<b>451.43</b>
Moment inercije Moments of inertia	I <sub>x</sub> (cm <sup>4</sup> )	<b>228.71</b>
	I <sub>y</sub> (cm <sup>4</sup> )	<b>34.28</b>
	W <sub>x</sub> (cm <sup>3</sup> )	<b>30.63</b>
	W <sub>y</sub> (cm <sup>3</sup> )	<b>13.71</b>
L	mm	≤ 6800



Vodoravnica Transom		
Art.Br. Art.Nr.	<b>FMV 50/118</b>	
Težina Weight	kg/m'	<b>2.22</b>
Opseg Perimeter	mm	<b>411.25</b>
Moment inercije Moments of inertia	I <sub>x</sub> (cm <sup>4</sup> )	<b>137.07</b>
	I <sub>y</sub> (cm <sup>4</sup> )	<b>28.43</b>
	W <sub>x</sub> (cm <sup>3</sup> )	<b>11.37</b>
	W <sub>y</sub> (cm <sup>3</sup> )	<b>21.82</b>
L	mm	≤ 6800



Vodoravnica Transom		
Art.Br. Art.Nr.	<b>FMV 50/88</b>	
Težina Weight	kg/m'	<b>1.91</b>
Opseg Perimeter	mm	<b>351.50</b>
Moment inercije Moments of inertia	I <sub>x</sub> (cm <sup>4</sup> )	<b>63.20</b>
	I <sub>y</sub> (cm <sup>4</sup> )	<b>21.50</b>
	W <sub>x</sub> (cm <sup>3</sup> )	<b>8.60</b>
	W <sub>y</sub> (cm <sup>3</sup> )	<b>13.20</b>
L	mm	≤ 6800



Vodoravnica Transom		
Art.Br. Art.Nr.	<b>FPO 50/136</b>	
Težina Weight	kg/m'	<b>2.54</b>
Opseg Perimeter	mm	<b>447.43</b>
Moment inerције Moments of inertia	I <sub>x</sub> (cm <sup>4</sup> )	<b>220.3</b>
	I <sub>y</sub> (cm <sup>4</sup> )	<b>33.82</b>
	W <sub>x</sub> (cm <sup>3</sup> )	<b>29.91</b>
	W <sub>y</sub> (cm <sup>3</sup> )	<b>13.52</b>
L	mm	≤ 6800

Vodoravnica Transom		
Art.Br. Art.Nr.	<b>FMV 50/32</b>	
Težina Weight	kg/m'	<b>0.95</b>
Opseg Perimeter	mm	<b>323.78</b>
Moment inercije Moments of inertia	I <sub>x</sub> (cm <sup>4</sup> )	<b>2.59</b>
	I <sub>y</sub> (cm <sup>4</sup> )	<b>8.88</b>
	W <sub>x</sub> (cm <sup>3</sup> )	<b>3.55</b>
	W <sub>y</sub> (cm <sup>3</sup> )	<b>1.47</b>
L	mm	≤ 6800

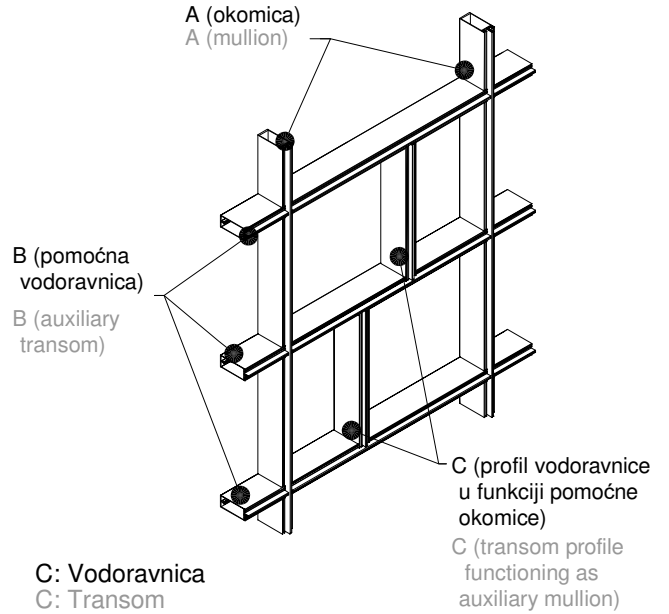
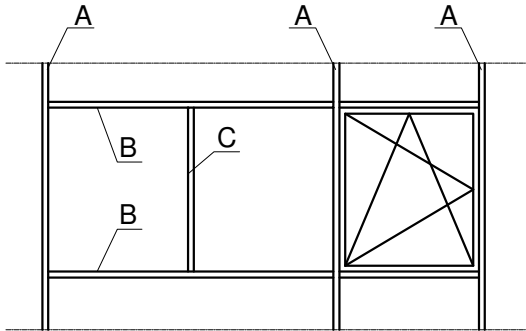


### TREĆI NIVO

Varijante sa pomoćnom vodoravnicom FVS 50/158

THREE LEVELS

Versions with auxiliary transom FVS 50/158



A: Okomica  
A: Mullion

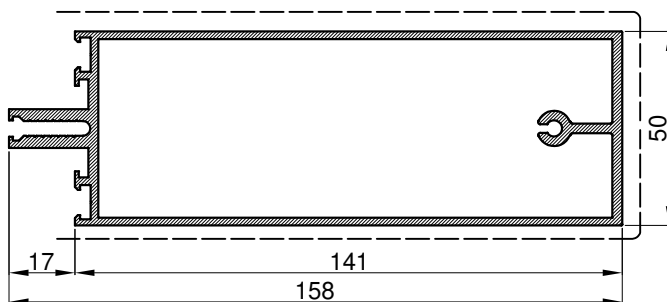
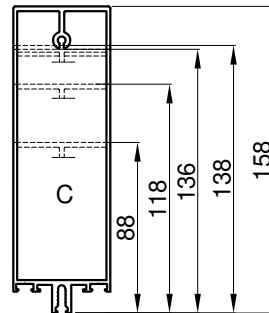
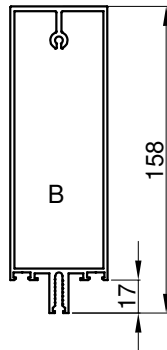
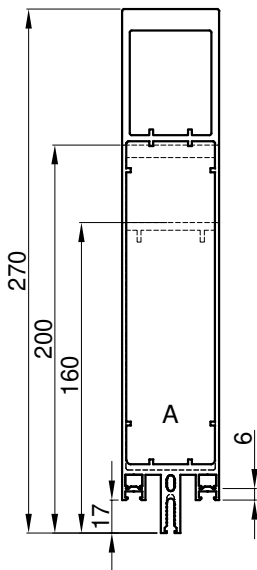
B: Pomoćna vodoravnica  
B: Auxiliary transom

C: Vodoravnica  
C: Transom

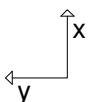
-FMO 50/270  
-FMO 50/200  
-FMO 50/160

**-FVS 50/158**

-FMV 50/158  
-FMV 50/138  
-FPO 50/136  
-FMV 50/118  
-FMV 50/88



Pomoćna vodoravnica Auxiliary transom		
Art.Br. Art.Nr.	<b>FVS 50/158</b>	
Težina Weight	kg/m'	<b>2.69</b>
Opseg Perimeter	mm	<b>920.569</b>
Moment inercije	I <sub>x</sub> (cm <sup>4</sup> )	<b>295.30</b>
	I <sub>y</sub> (cm <sup>4</sup> )	<b>36.76</b>
Moments of inertia	W <sub>x</sub> (cm <sup>3</sup> )	<b>14.70</b>
	W <sub>y</sub> (cm <sup>3</sup> )	<b>36.00</b>
L	mm	≤ 6800



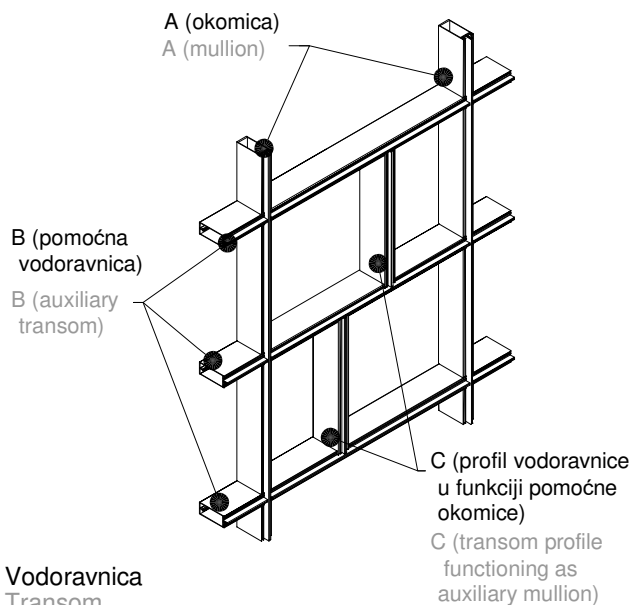
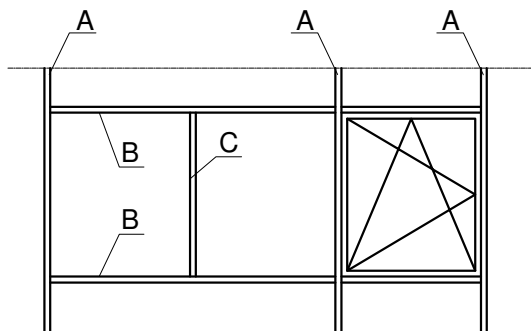
### TREĆI NIVO

Varijante sa pomoćnom vodoravnicom FVS 50/138

### THREE LEVELS

Versions with auxiliary transom FPV 50/138

M 1:2



A: Okomica  
A: Mullion

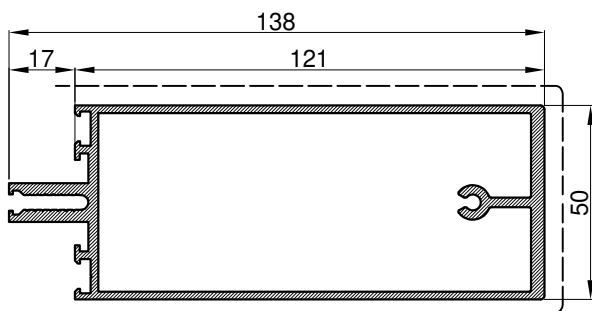
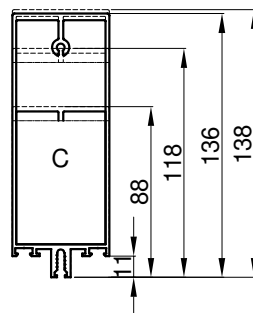
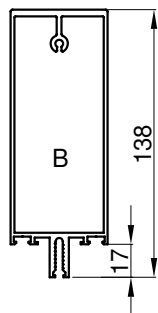
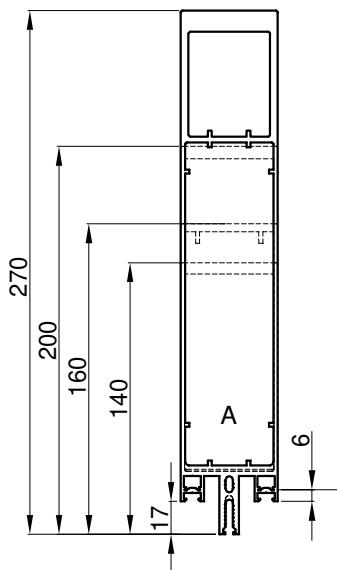
B: Pomoćna vodoravnica  
B: Auxilliary transom

C: Vodoravnica  
C: Transom

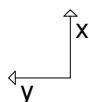
-FMO 50/270  
-FMO 50/200  
-FMO 50/160  
-FMO 50/140

**-FPV 50/138**

-FMV 50/138  
-FPO 50/136  
-FMV 50/118  
-FMV 50/88



Pomoćna vodoravnica Auxiliary transom		
Art.Br. Art.Nr.	<b>FPV 50/138</b>	
Težina Weight	kg/m'	<b>2.59</b>
Opseg Perimeter	mm	<b>464.93</b>
Moment inercije	I <sub>x</sub> (cm <sup>4</sup> )	<b>223.22</b>
	I <sub>y</sub> (cm <sup>4</sup> )	<b>32.94</b>
Moments of inertia	W <sub>x</sub> (cm <sup>3</sup> )	<b>29.84</b>
	W <sub>y</sub> (cm <sup>3</sup> )	<b>13.18</b>
L	mm	≤ 6800



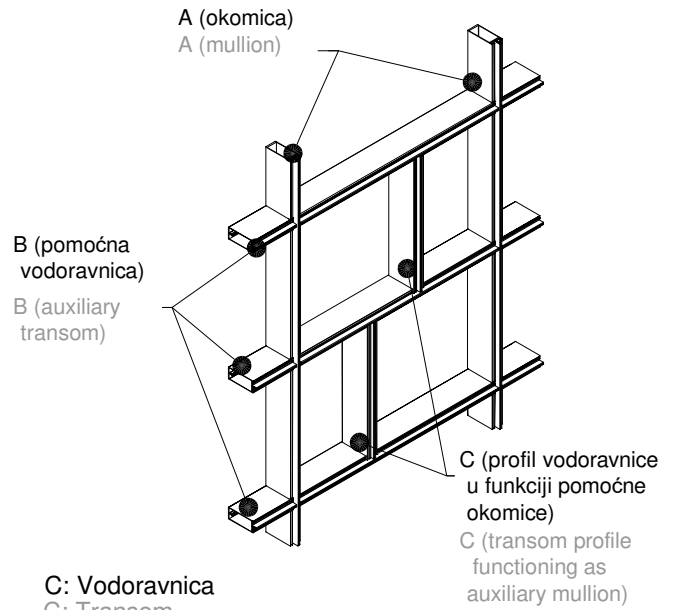
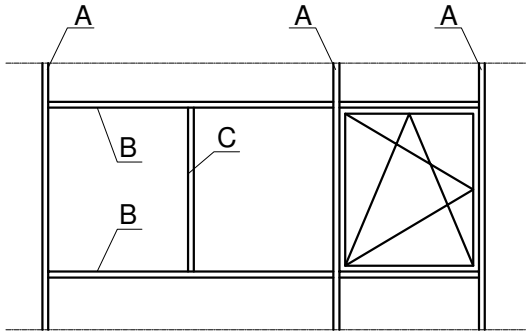
### TREĆI NIVO

Varijante sa pomoćnom vodoravnicom FVS 50/118

### THREE LEVELS

Versions with auxiliary transom FVS 50/118

M 1:2



A: Okomica  
A: Mullion

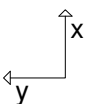
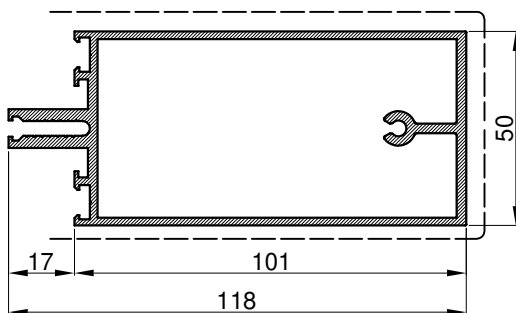
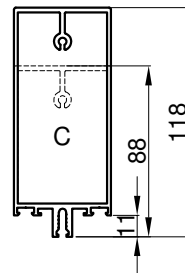
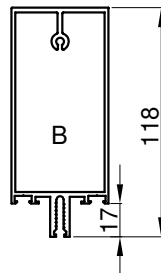
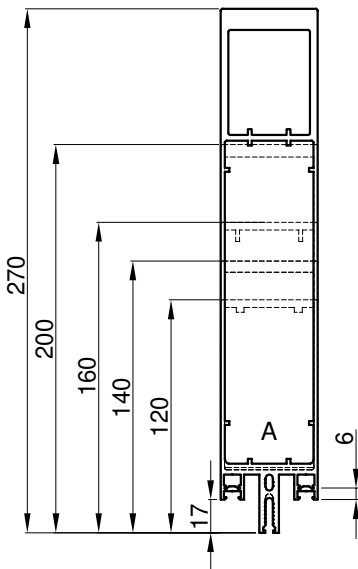
B: Pomoćna vodoravnica  
B: Auxiliary transom

C: Vodoravnica  
C: Transom

-FMO 50/270  
-FMO 50/200  
-FMO 50/160  
-FMO 50/140  
-FMO 50/120

**-FVS 50/118**

-FMV 50/118  
-FMV 50/88



Pomoćna vodoravnica Auxiliary transom		
Art.Br. Art.Nr.	<b>FVS 50/118</b>	
Težina Weight	kg/m'	<b>2.25</b>
Opseg Perimeter	mm	<b>426.39</b>
Moment inercije	I <sub>x</sub> (cm <sup>4</sup> )	<b>135.80</b>
	I <sub>y</sub> (cm <sup>4</sup> )	<b>27.52</b>
Moments of inertia	W <sub>x</sub> (cm <sup>3</sup> )	<b>11.01</b>
	W <sub>y</sub> (cm <sup>3</sup> )	<b>21.79</b>
L	mm	≤ 6800

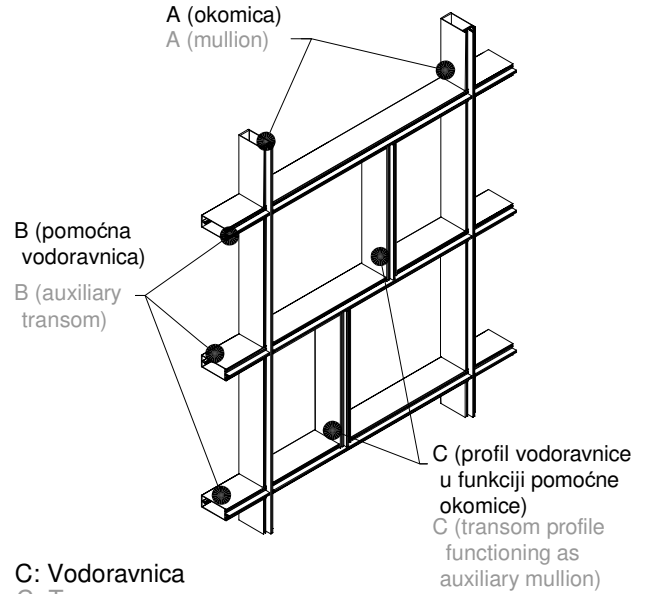
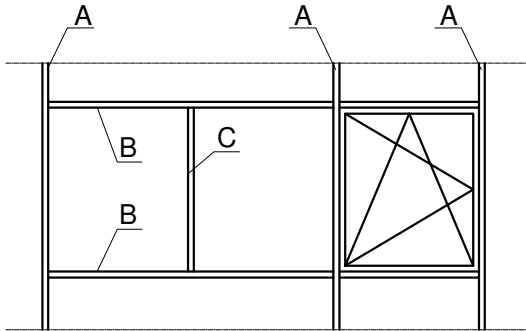
### TREĆI NIVO

Varijante sa pomoćnom vodoravnicom FVS 50/88

### THREE LEVELS

Versions with auxiliary transom FVS 50/88

M 1:2



A: Okomica  
A: Mullion

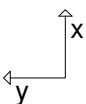
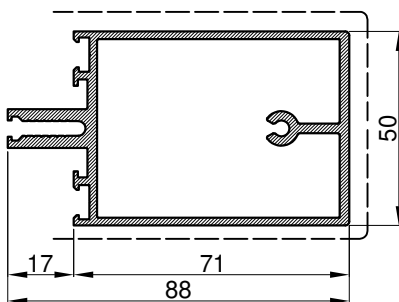
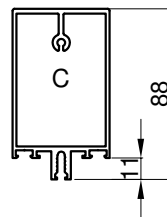
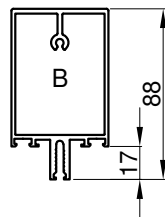
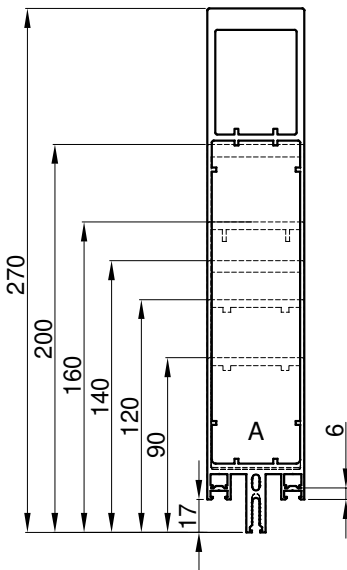
B: Pomoćna vodoravnica  
B: Auxiliary transom

C: Vodoravnica  
C: Transom

- FMO 50/270
- FMO 50/200
- FMO 50/160
- FMO 50/140
- FMO 50/120
- FMO 50/88

**-FVS 50/88**

-FMV 50/88



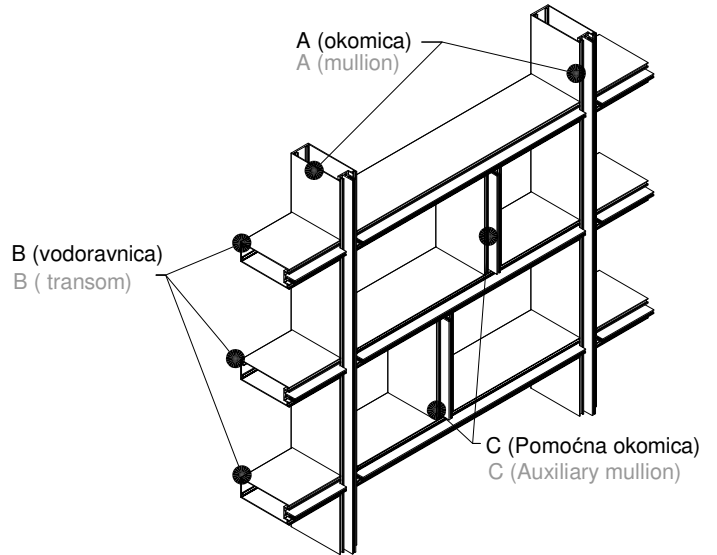
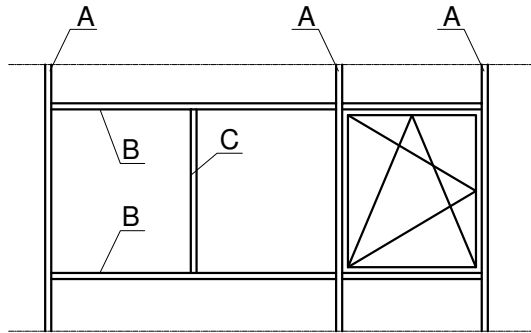
Pomoćna vodoravnica Auxiliary transom		
Art.Br. Art.Nr.	<b>FVS 50/88</b>	
Težina Weight	kg/m'	<b>1.94</b>
Opseg Perimeter	mm	<b>363.08</b>
Moment inercije	I <sub>x</sub> (cm <sup>4</sup> )	<b>61.266</b>
	I <sub>y</sub> (cm <sup>4</sup> )	<b>20.5955</b>
Moments of inertia	W <sub>x</sub> (cm <sup>3</sup> )	<b>8.238</b>
	W <sub>y</sub> (cm <sup>3</sup> )	<b>12.898</b>
L	mm	≤ 6800

### TREĆI NIVO

Varijante sa istim profilima u sva tri nivoa

THREE LEVELS

Versions with the same profiles in all three levels



**A: Okomica**  
A: Mullion

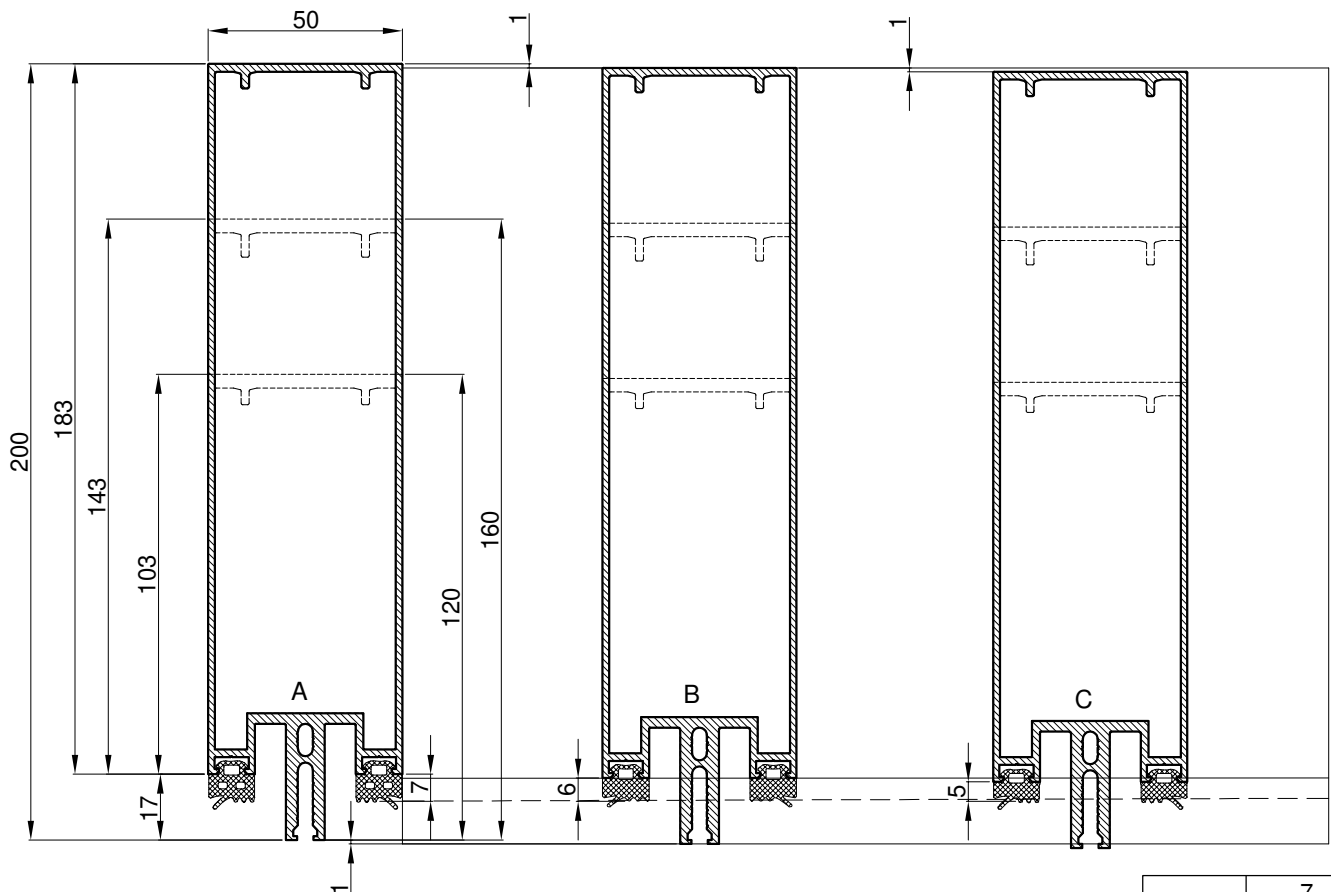
-FMO 50/200-S  
-FMO 50/160-S  
-FMO 50/120-S

**B: Vodoravnica**  
B: Transom

-FMO 50/200-S  
-FMO 50/160-S  
-FMO 50/120-S

**C: Pomoćna okomica**  
C: Auxiliary mullion

-FMO 50/200-S  
-FMO 50/160-S  
-FMO 50/120-S



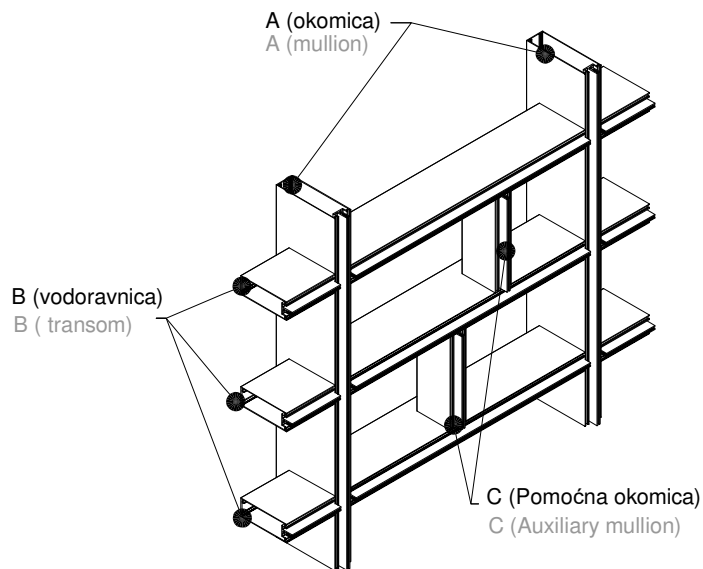
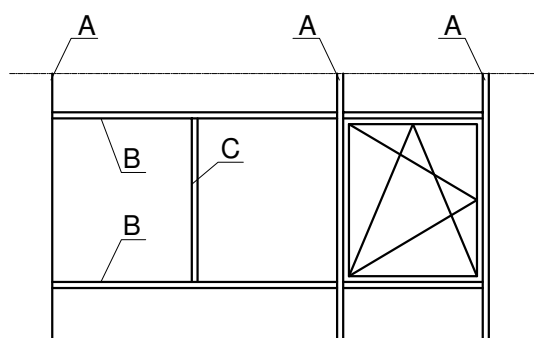
358.014	7	
351.009	6	
358.013	5	

### TREĆI NIVO

Varijante sa okomicom FMO 50/200-S, vodoravnicom FMO 50/160-S i pomoćnom okomicom FMO 50/120-S

### THREE LEVELS

Versions with mullion FMO 50/200-S, transom FMO 50/160-S and auxiliary mullion FMO 50/120-S



A: Okomica  
A: Mullion

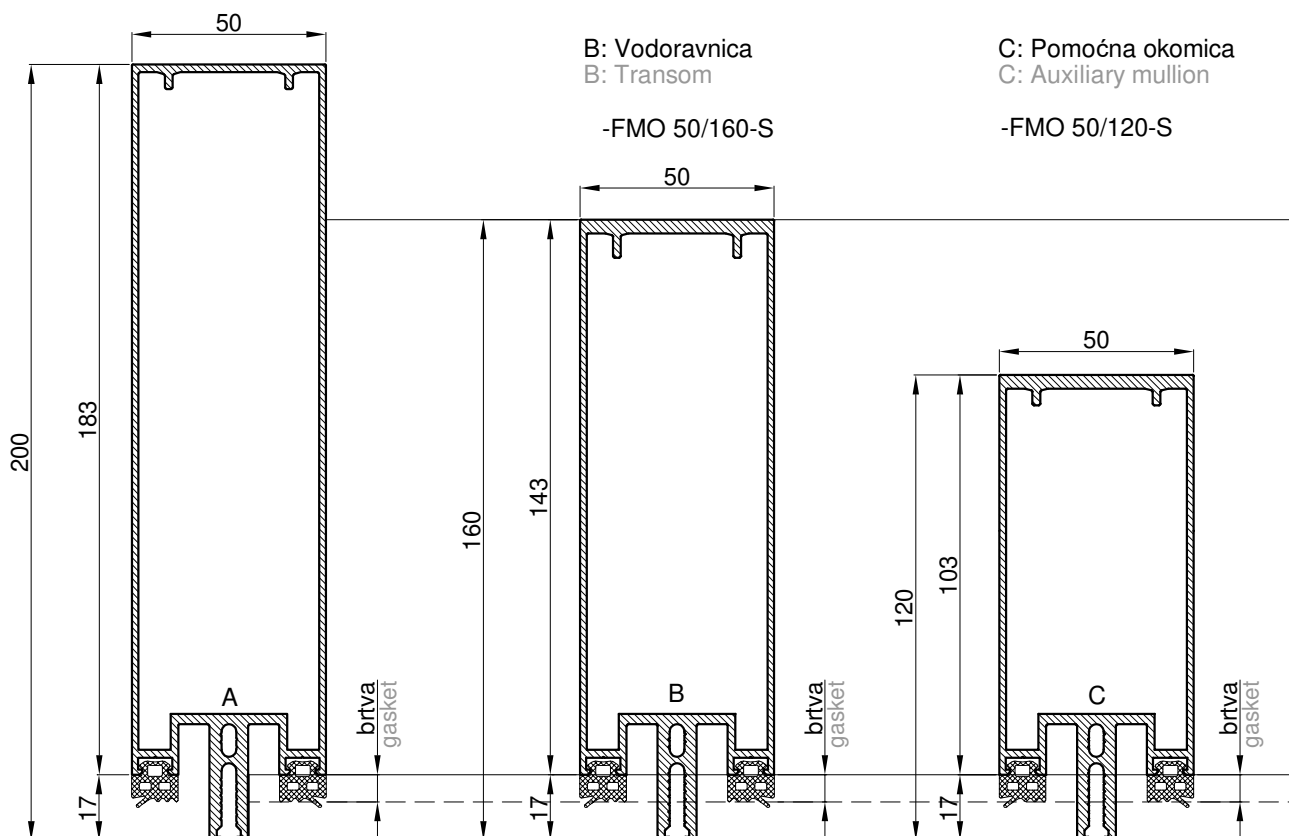
-FMO 50/200-S

B: Vodoravnica  
B: Transom

-FMO 50/160-S

C: Pomoćna okomica  
C: Auxiliary mullion

-FMO 50/120-S



#### Napomena:

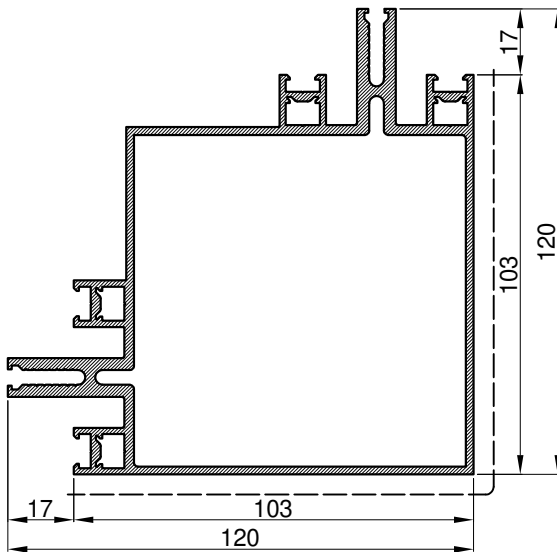
brtva=3 mm,5 mm,6 mm,7 mm,9 mm,11 mm,13 mm.

Na sva tri profila ide ista brtva

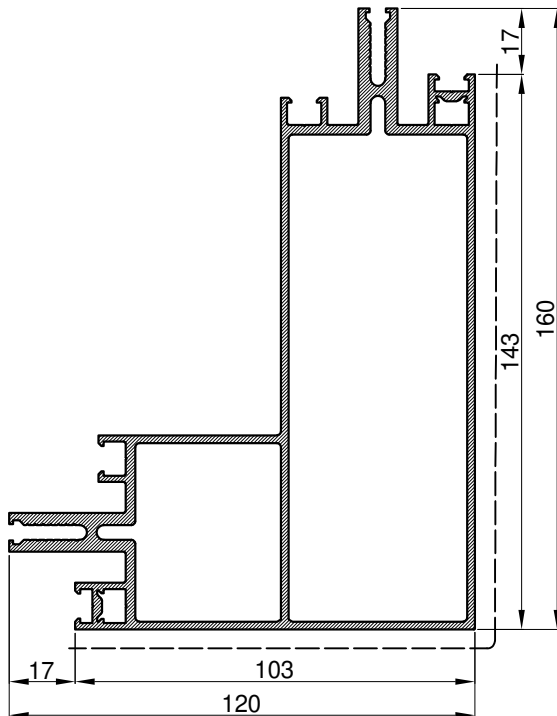
#### ATTENTION:

gasket=3 mm,5mm,6 mm,7 mm,9 mm,11 mm,13 mm.

The same gasket goes on all three profiles.

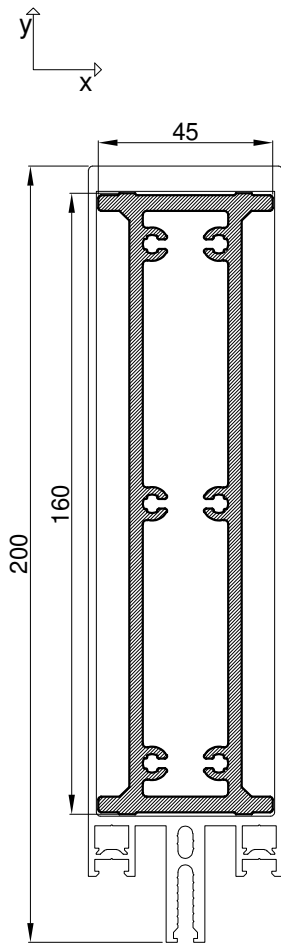


Kutna okomica Corner mullion		
Art.Br. Art.Nr.	<b>FOK-120/120</b>	
Težina Weight	kg/m'	<b>3.69</b>
Opseg Perimeter	mm	<b>722.86</b>
Moment inercije Moments of inertia	I <sub>x</sub> (cm <sup>4</sup> )	<b>204.20</b>
	I <sub>y</sub> (cm <sup>4</sup> )	<b>204.20</b>
	W <sub>x</sub> (cm <sup>3</sup> )	<b>30.76</b>
	W <sub>y</sub> (cm <sup>3</sup> )	<b>30.76</b>
L	mm	≤ 6800

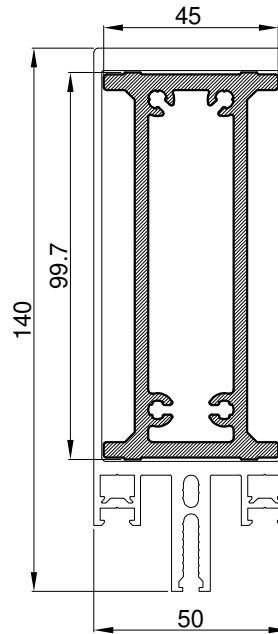


Kutna okomica Corner mullion		
Art.Br. Art.Nr.	<b>FOK 120/160</b>	
Težina Weight	kg/m'	<b>4.17</b>
Opseg Perimeter	mm	<b>788.188</b>
Moment inercije Moments of inertia	I <sub>x</sub> (cm <sup>4</sup> )	<b>428.22</b>
	I <sub>y</sub> (cm <sup>4</sup> )	<b>203.09</b>
	W <sub>x</sub> (cm <sup>3</sup> )	<b>44.98</b>
	W <sub>y</sub> (cm <sup>3</sup> )	<b>27.99</b>
L	mm	≤ 6800

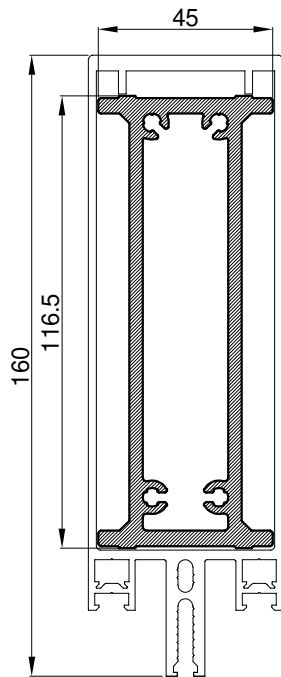




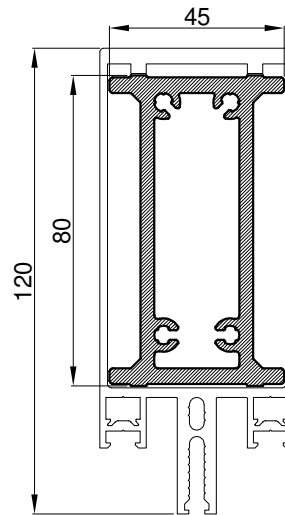
Ojačanja Reinforcement		
Art.Br. Art.Nr.	<b>SB-072</b>	
Težina Weight	kg/m'	<b>4.34</b>
Opseg Perimeter	mm	<b>434.03</b>
Moment inerције Moments of inertia	I <sub>x</sub> (cm <sup>4</sup> )	<b>480.04</b>
	I <sub>y</sub> (cm <sup>4</sup> )	<b>25.0</b>
	W <sub>x</sub> (cm <sup>3</sup> )	<b>60.0</b>
	W <sub>y</sub> (cm <sup>3</sup> )	<b>11.11</b>
L	mm	≤ 6800
Art.Br. Art.Nr.	<b>SB-072+ FMO 50/200</b>	
Moment inerције Moments of inertia	I <sub>x</sub> (cm <sup>4</sup> )	<b>1206.34</b>
	I <sub>y</sub> (cm <sup>4</sup> )	<b>76.55</b>
	W <sub>x</sub> (cm <sup>3</sup> )	<b>111.12</b>
	W <sub>y</sub> (cm <sup>3</sup> )	<b>30.62</b>



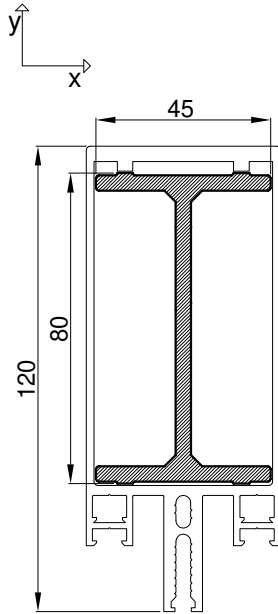
Ojačanja Reinforcement		
Art.Br. Art.Nr.	<b>SB-070</b>	
Težina Weight	kg/m'	<b>3.00</b>
Opseg Perimeter	mm	<b>313.43</b>
Moment inercije Moments of inertia	I <sub>x</sub> (cm <sup>4</sup> )	<b>143.04</b>
	I <sub>y</sub> (cm <sup>4</sup> )	<b>17.54</b>
	W <sub>x</sub> (cm <sup>3</sup> )	<b>28.40</b>
	W <sub>y</sub> (cm <sup>3</sup> )	<b>7.80</b>
L	mm	≤ 6800
Art.Br. Art.Nr.	<b>SB-070+ FMO 50/140</b>	
Moment inercije Moments of inertia	I <sub>x</sub> (cm <sup>4</sup> )	<b>431.07</b>
	I <sub>y</sub> (cm <sup>4</sup> )	<b>55.5</b>
	W <sub>x</sub> (cm <sup>3</sup> )	<b>56.02</b>
	W <sub>y</sub> (cm <sup>3</sup> )	<b>22.2</b>



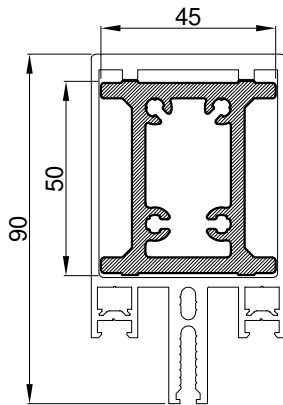
Ojačanja Reinforcement		
Art.Br. Art.Nr.	<b>SB-071</b>	
Težina Weight	kg/m'	<b>3.31</b>
Opseg Perimeter	mm	<b>347.03</b>
Moment inercije Moments of inertia	I <sub>x</sub> (cm <sup>4</sup> )	<b>211.52</b>
	I <sub>y</sub> (cm <sup>4</sup> )	<b>19.46</b>
	W <sub>x</sub> (cm <sup>3</sup> )	<b>35.95</b>
	W <sub>y</sub> (cm <sup>3</sup> )	<b>8.65</b>
L	mm	≤ 6800
Art.Br. Art.Nr.	<b>SB-071+ FMO 50/160</b>	
Moment inercije Moments of inertia	I <sub>x</sub> (cm <sup>4</sup> )	<b>574.65</b>
	I <sub>y</sub> (cm <sup>4</sup> )	<b>60.4</b>
	W <sub>x</sub> (cm <sup>3</sup> )	<b>67.89</b>
	W <sub>y</sub> (cm <sup>3</sup> )	<b>24.12</b>



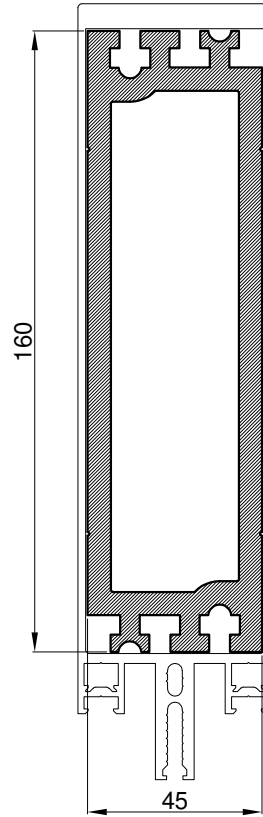
Ojačanja Reinforcement		
Art.Br. Art.Nr.	<b>SB-069</b>	
Težina Weight	kg/m'	<b>2.62</b>
Opseg Perimeter	mm	<b>274.03</b>
Moment inercije Moments of inertia	I <sub>x</sub> (cm <sup>4</sup> )	<b>82.27</b>
	I <sub>y</sub> (cm <sup>4</sup> )	<b>15.28</b>
	W <sub>x</sub> (cm <sup>3</sup> )	<b>20.38</b>
	W <sub>y</sub> (cm <sup>3</sup> )	<b>6.79</b>
L	mm	≤ 6800
Art.Br. Art.Nr.	<b>SB-069+ FMO 50/120</b>	
Moment inercije Moments of inertia	I <sub>x</sub> (cm <sup>4</sup> )	<b>252.91</b>
	I <sub>y</sub> (cm <sup>4</sup> )	<b>46.88</b>
	W <sub>x</sub> (cm <sup>3</sup> )	<b>38.29</b>
	W <sub>y</sub> (cm <sup>3</sup> )	<b>18.75</b>



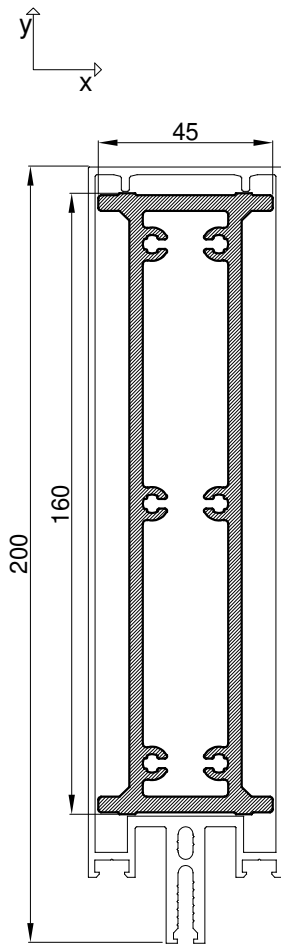
Ojačanja Reinforcement		
Art.Br. Art.Nr.	<b>SB-064 M</b>	
Težina Weight	kg/m'	<b>1.80</b>
Opseg Perimeter	mm	<b>323.205</b>
Moment inerције Moments of inertia	$I_x$ (cm <sup>4</sup> )	<b>65.7540</b>
	$I_y$ (cm <sup>4</sup> )	<b>6.2766</b>
	$W_x$ (cm <sup>3</sup> )	<b>16.4385</b>
	$W_y$ (cm <sup>3</sup> )	<b>2.7896</b>
L	mm	≤ 6800
Art.Br. Art.Nr.	<b>SB-064 M+ FMO 50/120</b>	
Moment inercije Moments of inertia	$I_x$ (cm <sup>4</sup> )	<b>234.39</b>
	$I_y$ (cm <sup>4</sup> )	<b>37.58</b>
	$W_x$ (cm <sup>3</sup> )	<b>35.86</b>
	$W_y$ (cm <sup>3</sup> )	<b>15.03</b>



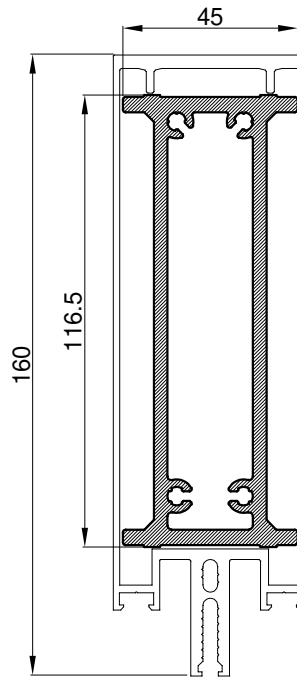
Ojačanja Reinforcement		
Art.Br. Art.Nr.	<b>SB-067/M</b>	
Težina Weight	kg/m'	2.05
Opseg Perimeter	mm	214.026
Moment inercije Moments of inertia	$I_x$ (cm <sup>4</sup> )	25.220
	$I_y$ (cm <sup>4</sup> )	11.848
	$W_x$ (cm <sup>3</sup> )	10.064
	$W_y$ (cm <sup>3</sup> )	5.266
L		≤ 6800
Art.Br. Art.Nr.	<b>SB-067/M+ FMO 50/90</b>	
Moment inercije Moments of inertia	$I_x$ (cm <sup>4</sup> )	<b>103.27</b>
	$I_y$ (cm <sup>4</sup> )	<b>36.45</b>
	$W_x$ (cm <sup>3</sup> )	<b>19.9</b>
	$W_y$ (cm <sup>3</sup> )	<b>14.58</b>



Ojačanja/ spoj okomica pod kutom Reinforcement/ angled mullion joint		
Art.Br. Art.Nr.	<b>SB-066/M</b>	
Težina Weight	kg/m'	<b>6.74</b>
Opseg Perimeter	mm	<b>549.68</b>
Moment inercije Moments of inertia	$I_x$ (cm <sup>4</sup> )	<b>690.517</b>
	$I_y$ (cm <sup>4</sup> )	<b>75.461</b>
	$W_x$ (cm <sup>3</sup> )	<b>86.315</b>
	$W_y$ (cm <sup>3</sup> )	<b>33.538</b>
L	mm	≤ 6800

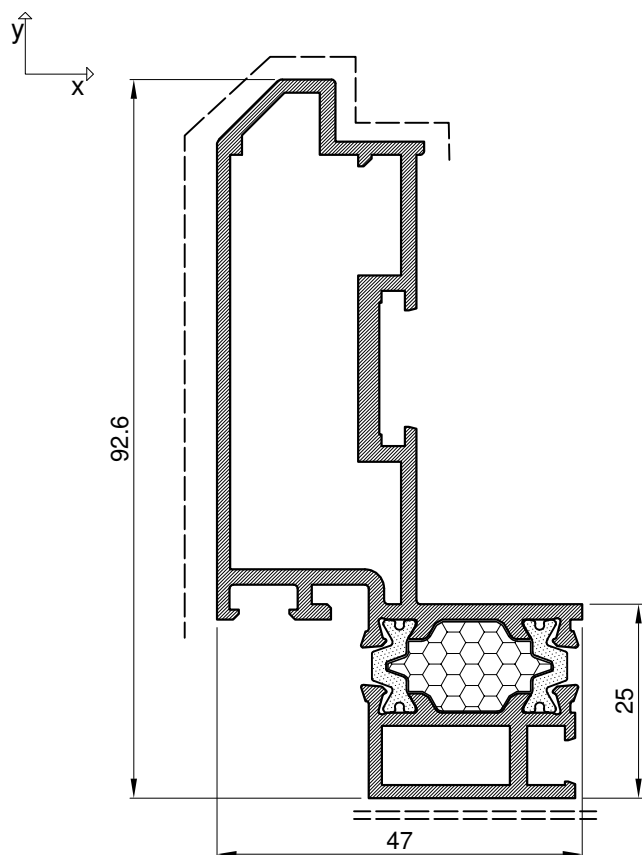


Ojačanja Reinforcement		
Art.Br. Art.Nr.	<b>SB-072+ FMO 50/200-S</b>	
Moment inerције Moments of inertia	$I_x$ (cm <sup>4</sup> )	<b>979.36</b>
	$I_y$ (cm <sup>4</sup> )	<b>66.6</b>
	$W_x$ (cm <sup>3</sup> )	<b>105.07</b>
	$W_y$ (cm <sup>3</sup> )	<b>27.75</b>

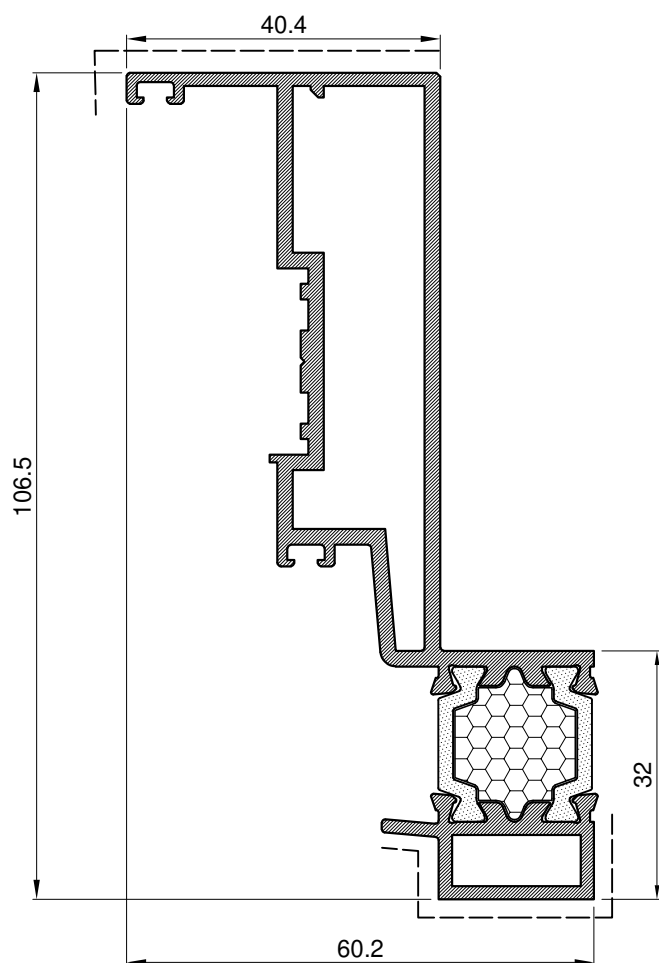


Ojačanja Reinforcement		
Art.Br. Art.Nr.	<b>SB-071+ FMO 50/160-S</b>	
Moment inercije Moments of inertia	$I_x$ (cm <sup>4</sup> )	<b>538.57</b>
	$I_y$ (cm <sup>4</sup> )	<b>54.58</b>
	$W_x$ (cm <sup>3</sup> )	<b>75.83</b>
	$W_y$ (cm <sup>3</sup> )	<b>22.7</b>





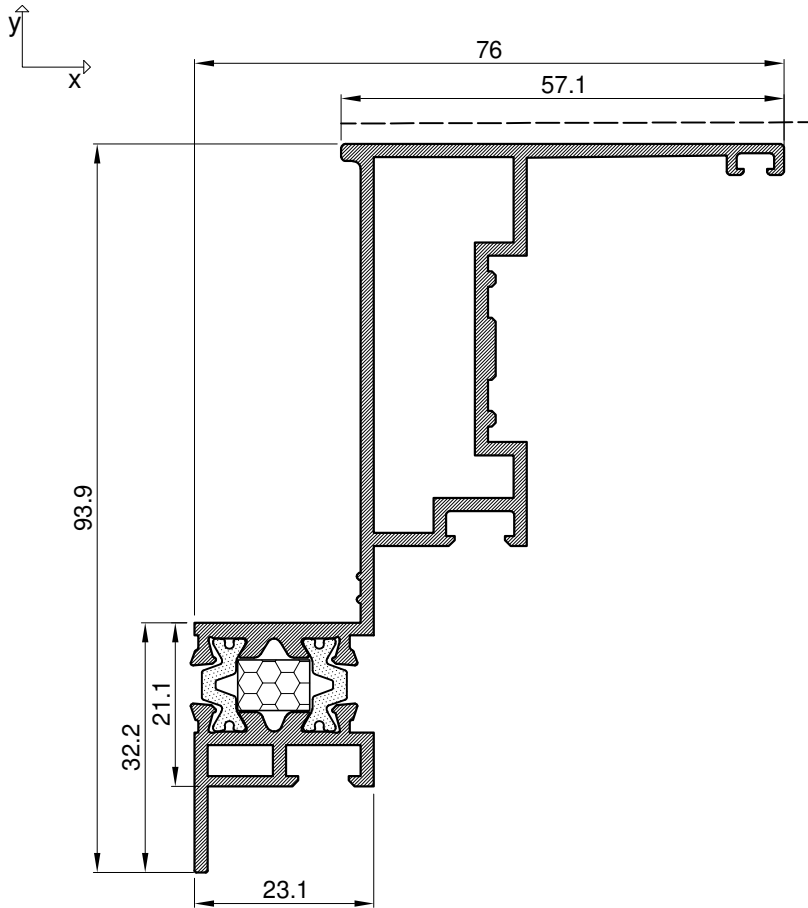
Kriilo fasadnog otvora Facade opening sash		
Art.Br. Art.Nr.	<b>FT-0134F</b>	
Težina Weight	kg/m'	<b>1.75</b>
Opseg Perimeter	mm	<b>342.00</b>
Moment inerције	I <sub>x</sub> (cm <sup>4</sup> )	<b>47.57</b>
	I <sub>y</sub> (cm <sup>4</sup> )	<b>9.85</b>
Moments of inertia	W <sub>x</sub> (cm <sup>3</sup> )	<b>9.02</b>
	W <sub>y</sub> (cm <sup>3</sup> )	<b>4.05</b>
L	mm	<b>6500</b>



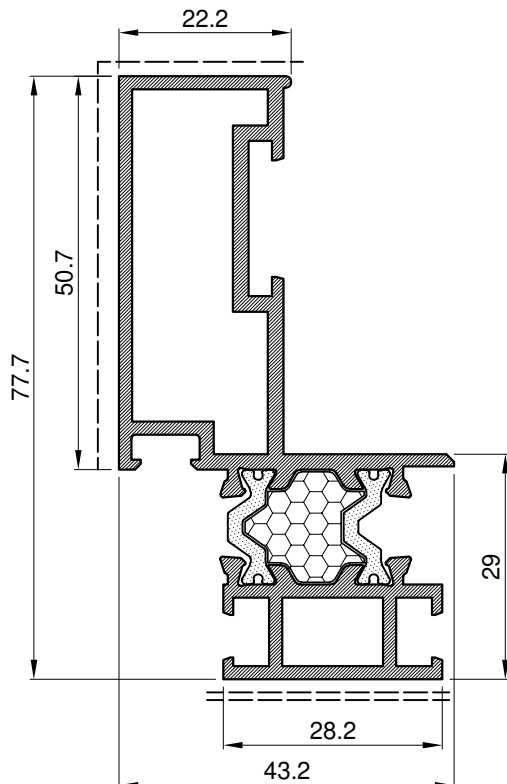
Ram fasadnog otvora Facade opening frame		
Art.Br. Art.Nr.	<b>FT-0133F</b>	
Težina Weight	kg/m'	<b>1.88</b>
Opseg Perimeter	mm	<b>388.00</b>
Moment inercije	I <sub>x</sub> (cm <sup>4</sup> )	<b>75.31</b>
	I <sub>y</sub> (cm <sup>4</sup> )	<b>10.29</b>
Moments of inertia	W <sub>x</sub> (cm <sup>3</sup> )	<b>14.01</b>
	W <sub>y</sub> (cm <sup>3</sup> )	<b>3.19</b>
L	mm	<b>6500</b>

**PROFIL BEZ XPS ISPUNE U NAZIVU NEMA NASTAVKA „F”**  
**PROFILES WITHOUT XPS DO NOT HAVE ENDING "F"**

== Eloksirano S-10



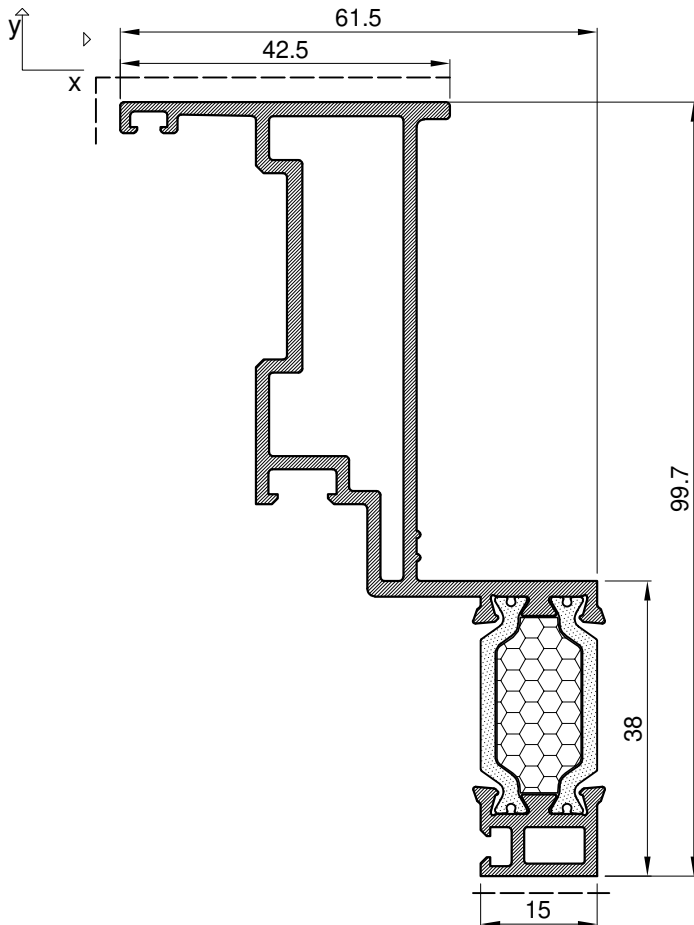
Ram fasadnog otvora Facade opening frame		
Art.Br. Art.Nr.	<b>FT-0175F</b>	
Težina Weight	kg/m'	<b>1.59</b>
Opseg Perimeter	mm	<b>424.14</b>
Moment inercije	I <sub>x</sub> (cm <sup>4</sup> )	<b>40.480</b>
	I <sub>y</sub> (cm <sup>4</sup> )	<b>16.610</b>
Moments of inertia	W <sub>x</sub> (cm <sup>3</sup> )	<b>9.080</b>
	W <sub>y</sub> (cm <sup>3</sup> )	<b>3.370</b>
L	mm	<b>6500</b>



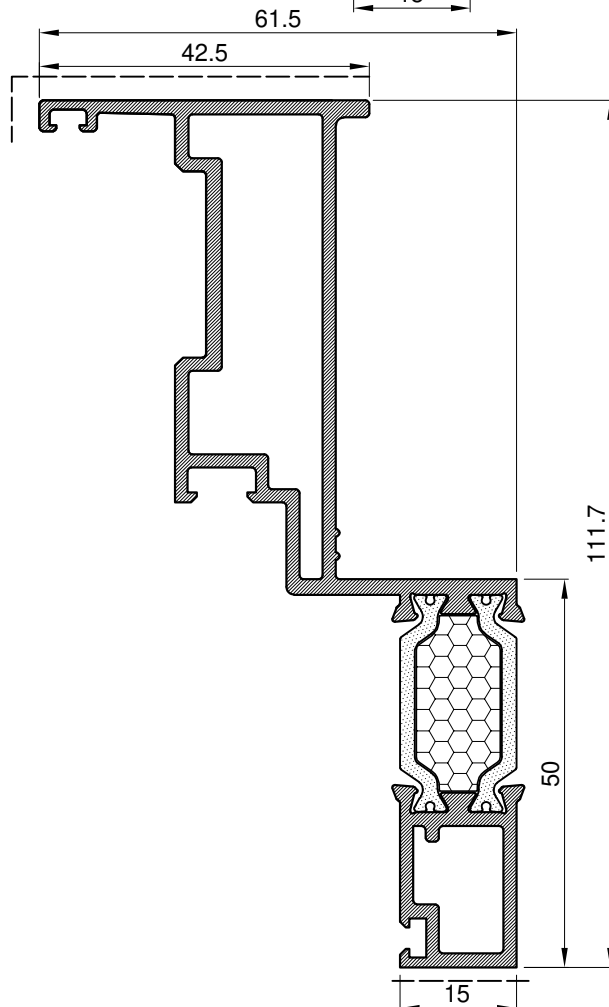
Kriilo fasadnog otvora Facade opening sash		
Art.Br. Art.Nr.	<b>FT-0157F</b>	
Težina Weight	kg/m'	<b>1.50</b>
Opseg Perimeter	mm	<b>376.00</b>
Moment inercije	I <sub>x</sub> (cm <sup>4</sup> )	<b>30.05</b>
	I <sub>y</sub> (cm <sup>4</sup> )	<b>6.36</b>
Moments of inertia	W <sub>x</sub> (cm <sup>3</sup> )	<b>7.04</b>
	W <sub>y</sub> (cm <sup>3</sup> )	<b>2.79</b>
L	mm	<b>6500</b>

**PROFIL BEZ XPS ISPUNE U NAZIVU NEMA NASTAVKA „F”**  
**PROFILES WITHOUT XPS DO NOT HAVE ENDING "F"**

== Eloksirano S-10

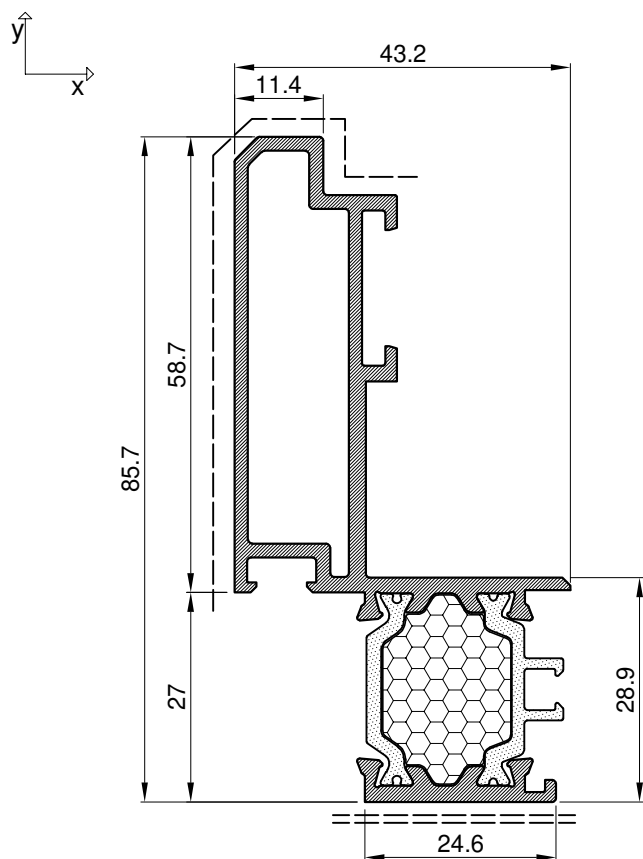


Ram fasadnog otvora Facade opening frame		
Art.Br. Art.Nr.	<b>FT-0173F</b>	
Težina Weight	kg/m'	<b>1.54</b>
Opseg Perimeter	mm	<b>377.59</b>
Moment inercije	I <sub>x</sub> (cm <sup>4</sup> )	<b>42.850</b>
	I <sub>y</sub> (cm <sup>4</sup> )	<b>11.150</b>
Moments of inertia	W <sub>x</sub> (cm <sup>3</sup> )	<b>9.080</b>
	W <sub>y</sub> (cm <sup>3</sup> )	<b>3.170</b>
L	mm	<b>6500</b>

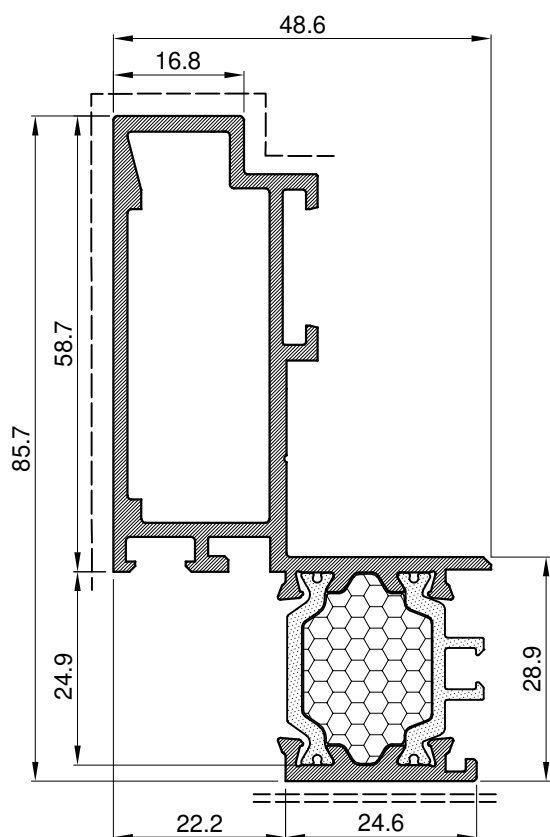


Ram fasadnog otvora Facade opening frame		
Art.Br. Art.Nr.	<b>FT-0174F</b>	
Težina Weight	kg/m'	<b>1.69</b>
Opseg Perimeter	mm	<b>400.82</b>
Moment inercije	I <sub>x</sub> (cm <sup>4</sup> )	<b>57.640</b>
	I <sub>y</sub> (cm <sup>4</sup> )	<b>12.950</b>
Moments of inertia	W <sub>x</sub> (cm <sup>3</sup> )	<b>11.590</b>
	W <sub>y</sub> (cm <sup>3</sup> )	<b>3.510</b>
L	mm	<b>6500</b>

**PROFIL BEZ XPS ISPUNE U NAZIVU NEMA NASTAVKA „F”**  
**PROFILES WITHOUT XPS DO NOT HAVE ENDING "F"**



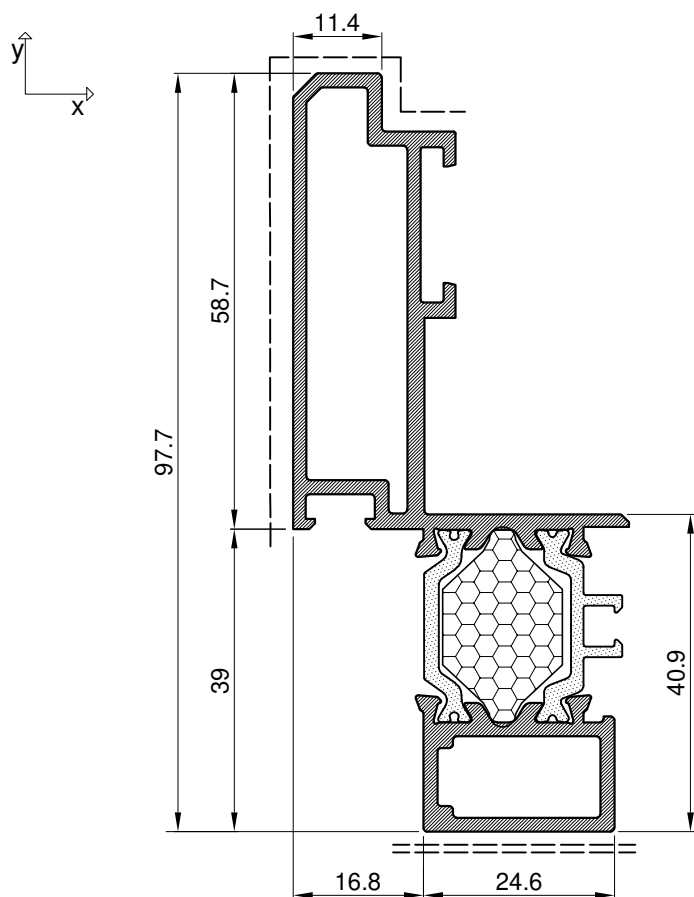
Kriilo fasadnog otvora Facade opening sash		
Art.Br. Art.Nr.	<b>FT-0162F</b>	
Težina Weight	kg/m'	<b>1.38</b>
Opseg Perimeter	mm	<b>331.65</b>
Moment inerције	I <sub>x</sub> (cm <sup>4</sup> )	<b>29.46</b>
	I <sub>y</sub> (cm <sup>4</sup> )	<b>5.47</b>
Moments of inertia	W <sub>x</sub> (cm <sup>3</sup> )	<b>6.65</b>
	W <sub>y</sub> (cm <sup>3</sup> )	<b>2.16</b>
L	mm	<b>6500</b>



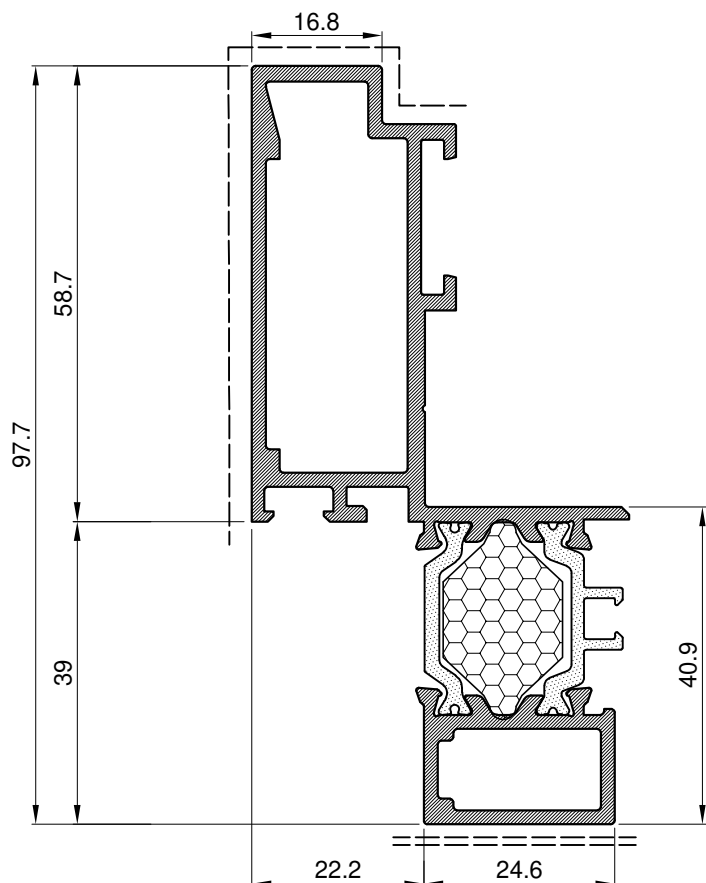
Kriilo fasadnog otvora Facade opening sash		
Art.Br. Art.Nr.	<b>FT-0164F</b>	
Težina Weight	kg/m'	<b>1.51</b>
Opseg Perimeter	mm	<b>356.85</b>
Moment inerције	I <sub>x</sub> (cm <sup>4</sup> )	<b>29.23</b>
	I <sub>y</sub> (cm <sup>4</sup> )	<b>8.95</b>
Moments of inertia	W <sub>x</sub> (cm <sup>3</sup> )	<b>6.75</b>
	W <sub>y</sub> (cm <sup>3</sup> )	<b>2.97</b>
L	mm	<b>6500</b>

**PROFIL BEZ XPS ISPUNE U NAZIVU NEMA NASTAVKA „F”**  
**PROFILES WITHOUT XPS DO NOT HAVE ENDING "F"**

== Eloksirano S-10



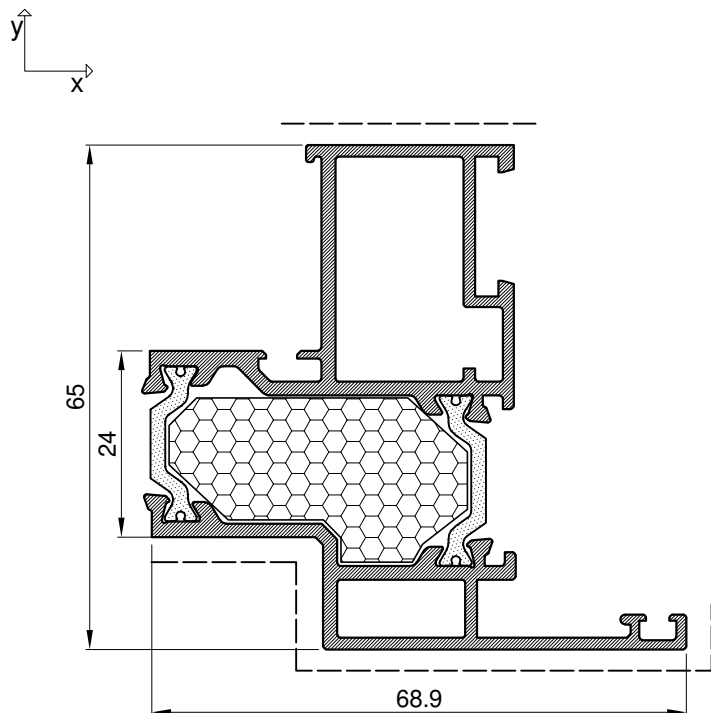
Kriilo fasadnog otvora Facade opening sash		
Art.Br. Art.Nr.	<b>FT-0186F</b>	
Težina Weight	kg/m'	<b>1.60</b>
Opseg Perimeter	mm	<b>371.67</b>
Moment inerције	I <sub>x</sub> (cm <sup>4</sup> )	<b>37.61</b>
	I <sub>y</sub> (cm <sup>4</sup> )	<b>7.78</b>
Moments of inertia	W <sub>x</sub> (cm <sup>3</sup> )	<b>9.01</b>
	W <sub>y</sub> (cm <sup>3</sup> )	<b>3.08</b>
L	mm	<b>6500</b>



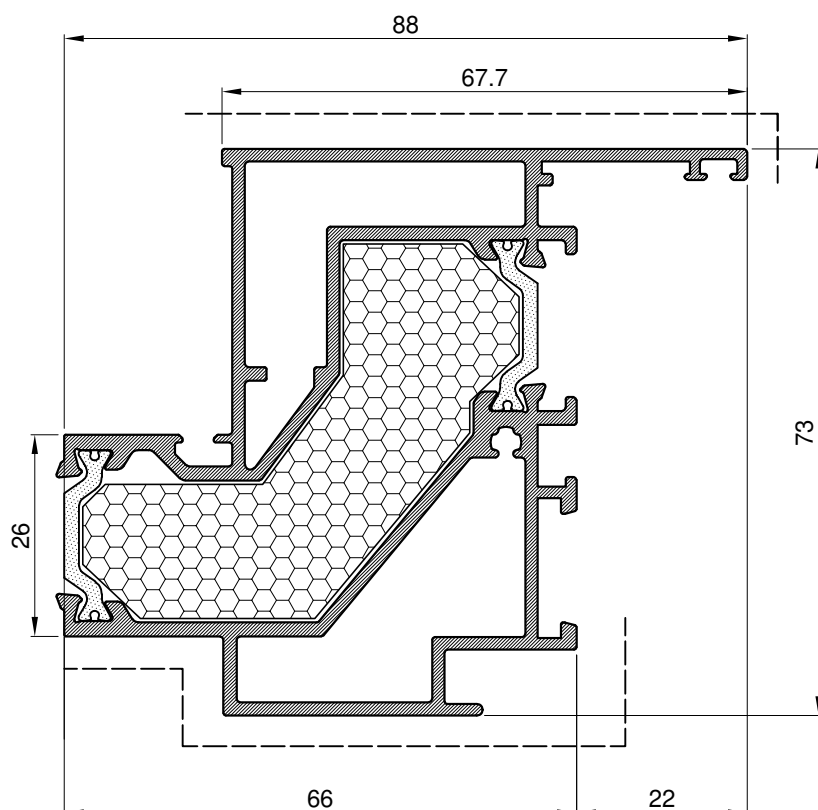
Kriilo fasadnog otvora Facade opening sash		
Art.Br. Art.Nr.	<b>FT-0170F</b>	
Težina Weight	kg/m'	<b>1.73</b>
Opseg Perimeter	mm	<b>378.62</b>
Moment inerције	I <sub>x</sub> (cm <sup>4</sup> )	<b>42.86</b>
	I <sub>y</sub> (cm <sup>4</sup> )	<b>11.45</b>
Moments of inertia	W <sub>x</sub> (cm <sup>3</sup> )	<b>10.66</b>
	W <sub>y</sub> (cm <sup>3</sup> )	<b>4.1</b>
L	mm	<b>6500</b>

**PROFIL BEZ XPS ISPUNE U NAZIVU NEMA NASTAVKA „F”**  
**PROFILES WITHOUT XPS DO NOT HAVE ENDING "F"**

== Eloksirano S-10

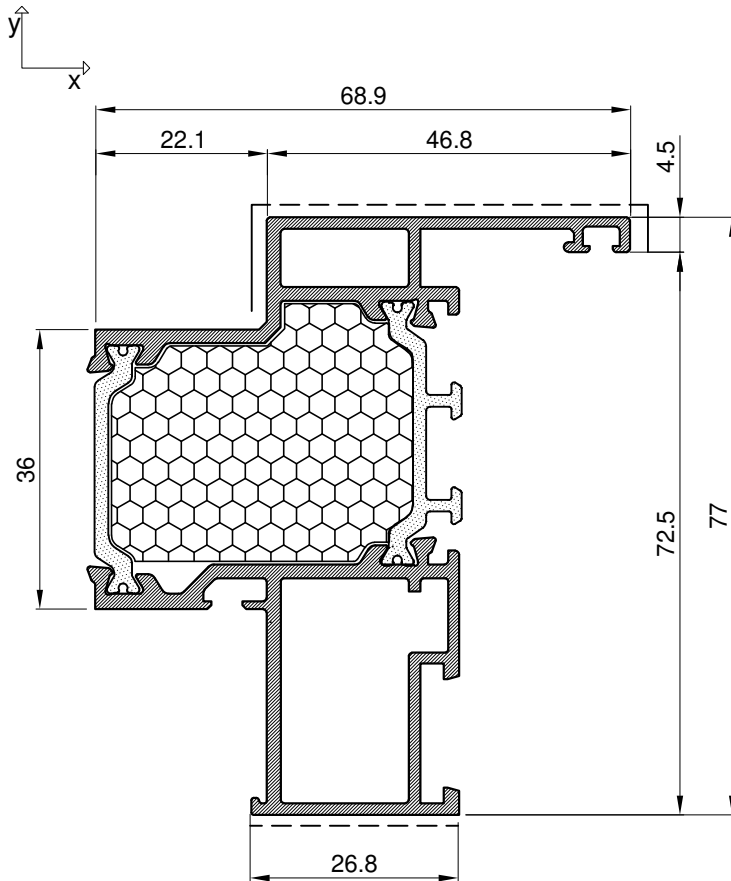


Ram Termo 65 otv. unutra Termo 65 frame inwards ope		
Art.Br. Art.Nr.	<b>FT-0261F</b>	
Težina Weight	kg/m'	<b>1.50</b>
Opseg Perimeter	mm	<b>361.00</b>
Moment inercije Moments of inertia	I <sub>x</sub> (cm <sup>4</sup> )	<b>16.41</b>
	I <sub>y</sub> (cm <sup>4</sup> )	<b>12.38</b>
	W <sub>x</sub> (cm <sup>3</sup> )	<b>5.83</b>
	W <sub>y</sub> (cm <sup>3</sup> )	<b>3.22</b>
L	mm	<b>6500</b>

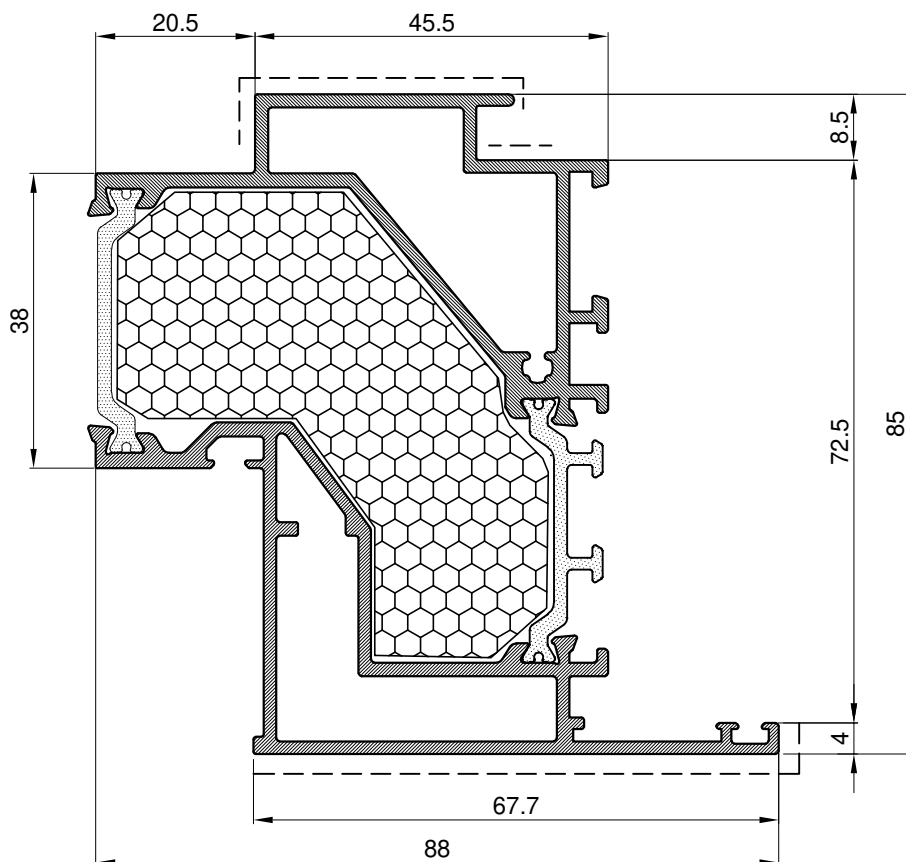


Ram Termo 65 otv. vani Termo 65 frame outwards ope.		
Art.Br. Art.Nr.	<b>FT-0290F</b>	
Težina Weight	kg/m	<b>2.14</b>
Opseg Perimeter	mm	<b>440.29</b>
Moment inercije Moments of inertia	I <sub>x</sub> (cm <sup>4</sup> )	<b>34.33</b>
	I <sub>y</sub> (cm <sup>4</sup> )	<b>31.28</b>
	W <sub>x</sub> (cm <sup>4</sup> )	<b>9.01</b>
	W <sub>y</sub> (cm <sup>4</sup> )	<b>6.52</b>
L	mm	<b>6500</b>

**PROFIL BEZ XPS ISPUNE U NAZIVU NEMA NASTAVKA „F”**  
**PROFILES WITHOUT XPS DO NOT HAVE ENDING "F"**

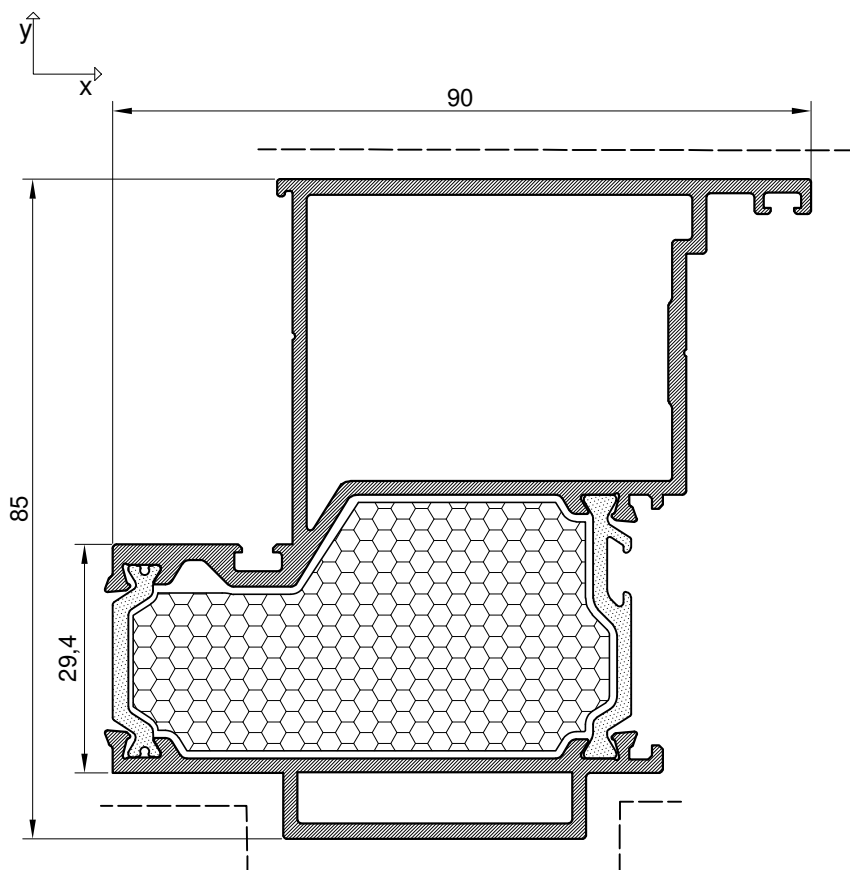


Profil rama u fasadi Profile frame in facade		
Art.Br. Art.Nr.	<b>FT-2261HF</b>	
Težina Weight	kg/m	1.523
Opseg Perimeter	mm	427
Moment inercije Moment of inertia	$I_x$ (cm <sup>4</sup> )	25.3
	$I_y$ (cm <sup>4</sup> )	12.41
	$W_x$ (cm <sup>3</sup> )	8.10
	$W_y$ (cm <sup>3</sup> )	3.22
L	mm	6500

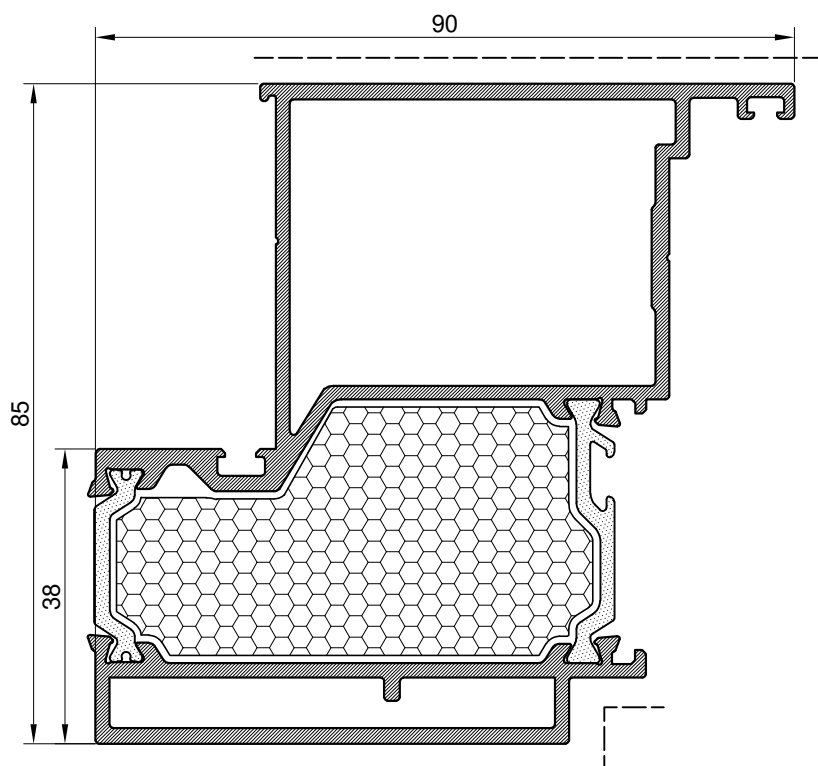


Profil rama u fasadi -otv.vani Profile frame in facade-outside opening		
Art.Br. Art.Nr.	<b>FT-2290HF</b>	
Težina Weight	kg/m	2.184
Opseg Perimeter	mm	514
Moment inercije Moment of inertia	$I_x$ (cm <sup>4</sup> )	48.33
	$I_y$ (cm <sup>4</sup> )	31.3
	$W_x$ (cm <sup>3</sup> )	14.18
	$W_y$ (cm <sup>3</sup> )	6.52
L	mm	6500

**PROFIL BEZ XPS ISPUNE U NAZIVU NEMA NASTAVKA „F”**  
**PROFILES WITHOUT XPS DO NOT HAVE ENDING "F"**

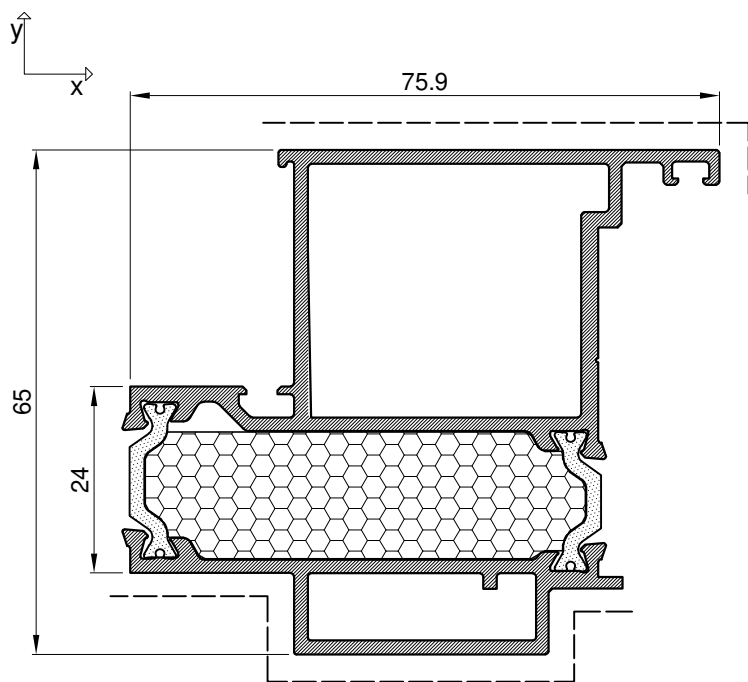


Ram vrata Termo 85 VS Door frame Termo 85 VS		
Art.Br. Art.Nr.	<b>FT-0553F</b>	
Težina Weight	kg/m	<b>2.23</b>
Opseg Perimeter	mm	<b>412.00</b>
Moment inercije	I <sub>x</sub> (cm <sup>4</sup> )	<b>55.55</b>
	I <sub>y</sub> (cm <sup>4</sup> )	<b>45.28</b>
Moments of inertia	W <sub>x</sub> (cm <sup>4</sup> )	<b>15.57</b>
	W <sub>y</sub> (cm <sup>4</sup> )	<b>9.95</b>
L	mm	<b>6500</b>

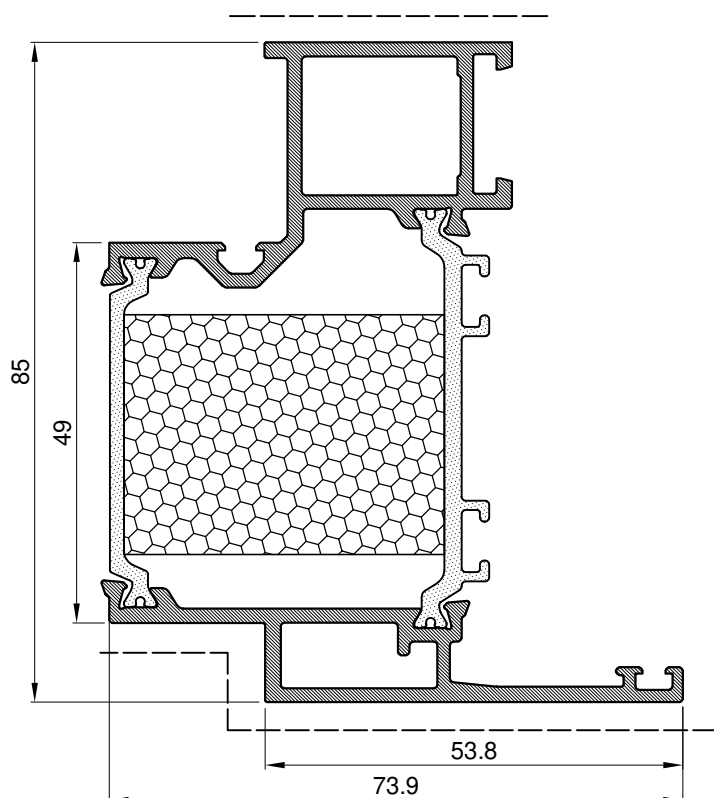


Ram vrata Termo 85 VS Door frame Termo 85 VS		
Art.Br. Art.Nr.	<b>FT-0554F</b>	
Težina Weight	kg/m	<b>2.37</b>
Opseg Perimeter	mm	<b>412.00</b>
Moment inercije	I <sub>x</sub> (cm <sup>4</sup> )	<b>58.23</b>
	I <sub>y</sub> (cm <sup>4</sup> )	<b>47.32</b>
Moments of inertia	W <sub>x</sub> (cm <sup>4</sup> )	<b>16.34</b>
	W <sub>y</sub> (cm <sup>4</sup> )	<b>9.50</b>
L	mm	<b>6500</b>

**PROFIL BEZ XPS ISPUNE U NAZIVU NEMA NASTAVKA „F”**  
**PROFILES WITHOUT XPS DO NOT HAVE ENDING "F"**

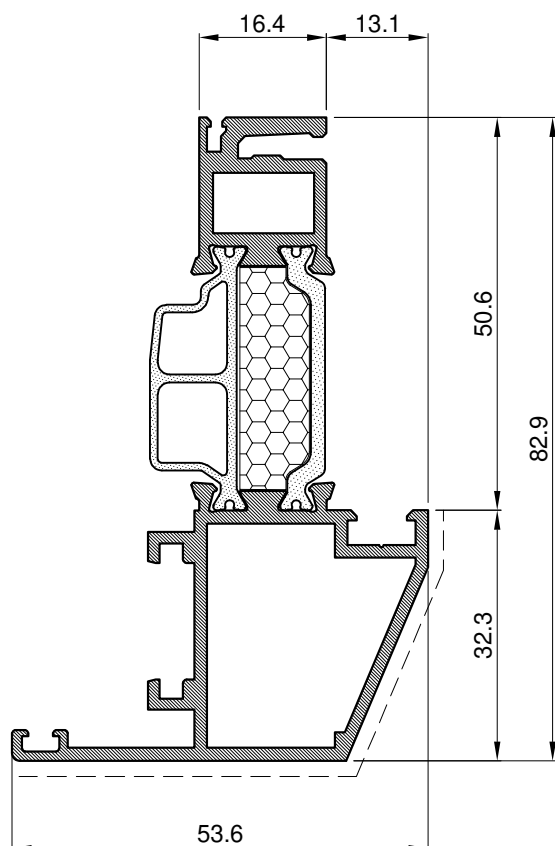


Ram vrata T65 VS Door frame T65 VS		
Art.Br. Art.Nr.	<b>FT-0260F</b>	
Težina Weight	kg/m'	<b>1.79</b>
Opseg Perimeter	mm	<b>360.64</b>
Moment inerције	$I_x$ (cm <sup>4</sup> )	<b>22.84</b>
	$I_y$ (cm <sup>4</sup> )	<b>23.78</b>
Moments of inertia	$W_x$ (cm <sup>3</sup> )	<b>8.62</b>
	$W_y$ (cm <sup>3</sup> )	<b>6.14</b>
L	mm	<b>6500</b>

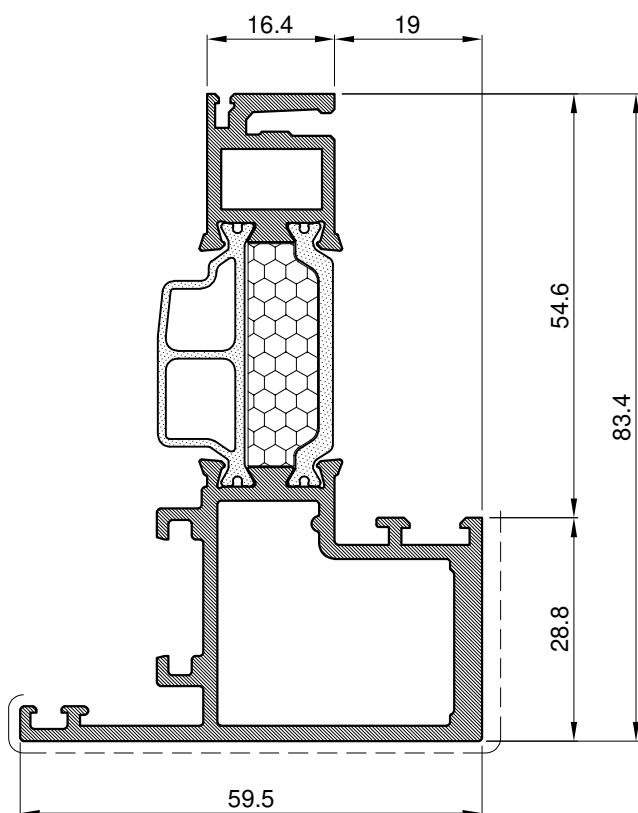


Ram Termo 85 PA Frame Termo 85 PA		
Art.Br. Art.Nr.	<b>FT-1201</b>	
Težina Weight	kg/m'	<b>1.76</b>
Opseg Perimeter	mm	<b>417.57</b>
Moment inercije	$I_x$ (cm <sup>4</sup> )	<b>39.68</b>
	$I_y$ (cm <sup>4</sup> )	<b>15.71</b>
Moments of inertia	$W_x$ (cm <sup>3</sup> )	<b>11.92</b>
	$W_y$ (cm <sup>3</sup> )	<b>3.72</b>
L	mm	<b>6500</b>

**PROFIL BEZ XPS ISPUNE U NAZIVU NEMA NASTAVKA „F”**  
**PROFILES WITHOUT XPS DO NOT HAVE ENDING "F"**

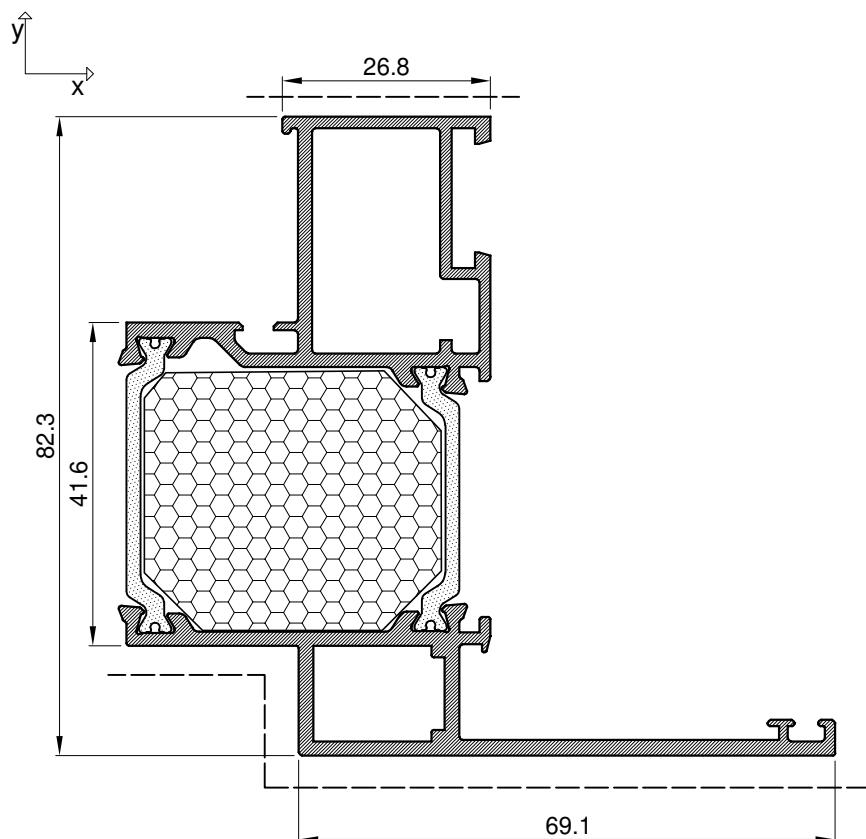


Profil krila		
Art.-Br.	<b>FT-0148F</b>	
Težina	kg/m'	<b>1.393</b>
Opseg	mm	<b>389</b>
Moment inercije	I <sub>x</sub> (cm <sup>4</sup> )	<b>28.3</b>
	I <sub>y</sub> (cm <sup>4</sup> )	<b>5.69</b>
	W <sub>x</sub> (cm <sup>3</sup> )	<b>8.18</b>
	W <sub>y</sub> (cm <sup>3</sup> )	<b>1.82</b>
Dužina isporuke	mm	<b>6500</b>

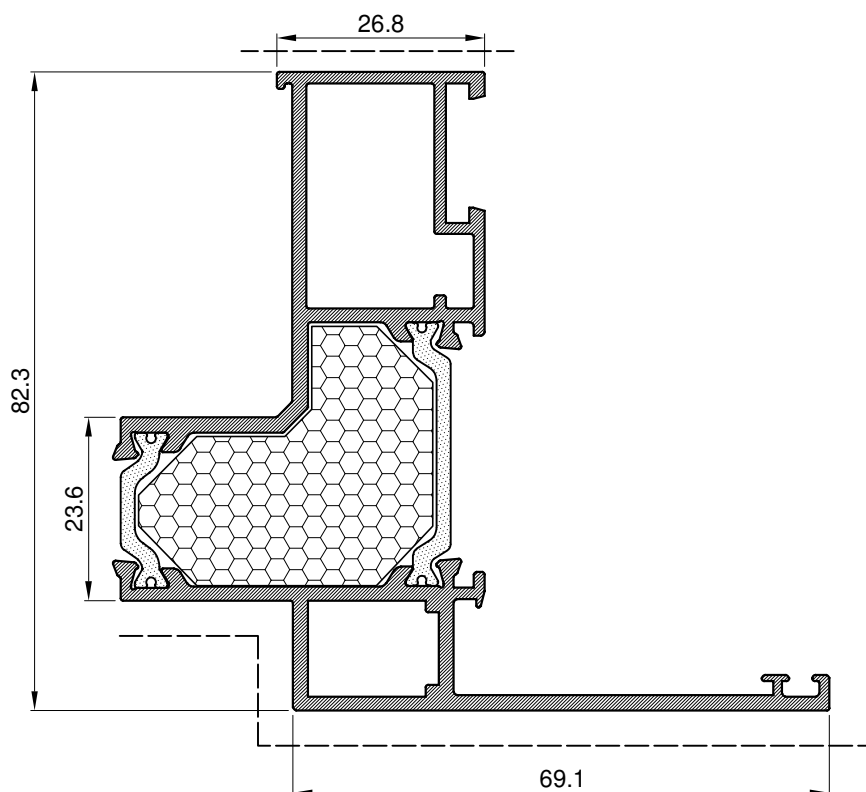


Profil krila		
Art.-Br.	<b>FT-0167F</b>	
Težina	kg/m'	<b>1.714</b>
Opseg	mm	<b>417</b>
Moment inercije	I <sub>x</sub> (cm <sup>4</sup> )	<b>34.21</b>
	I <sub>y</sub> (cm <sup>4</sup> )	<b>12.11</b>
	W <sub>x</sub> (cm <sup>3</sup> )	<b>8.79</b>
	W <sub>y</sub> (cm <sup>3</sup> )	<b>3.44</b>
Dužina isporuke	mm	<b>6500</b>

**PROFIL BEZ XPS ISPUNE U NAZIVU NEMA NASTAVKA „F”**  
**PROFILES WITHOUT XPS DO NOT HAVE ENDING "F"**

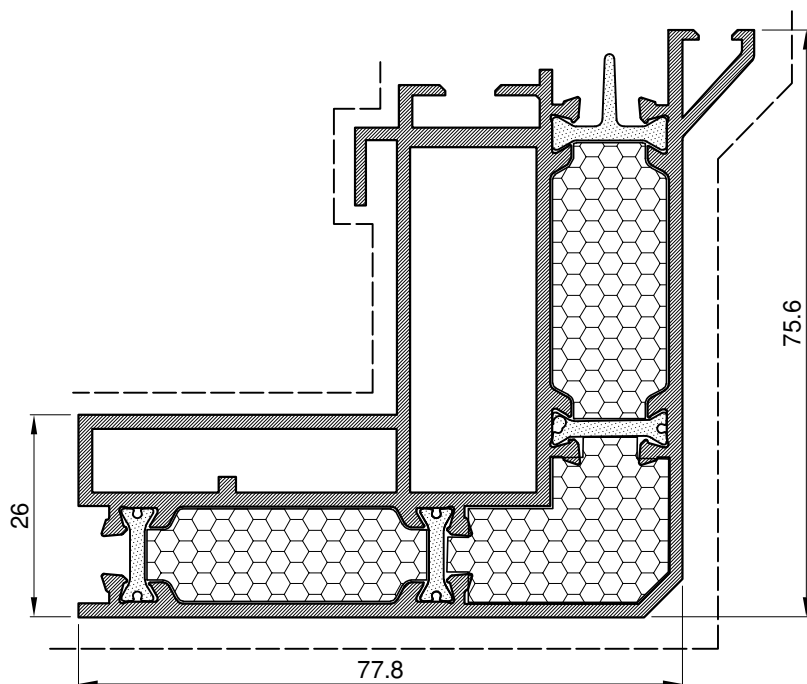


Ram za skriveno krilo Frame for hidden sash		
Art.Br. Art.Nr.	<b>FT-0187F</b>	
Težina Weight	kg/m'	<b>1.78</b>
Opseg Perimeter	mm	<b>441</b>
Moment inerције	I <sub>x</sub> (cm <sup>4</sup> )	<b>35.39</b>
	I <sub>y</sub> (cm <sup>4</sup> )	<b>24.56</b>
Moments of inertia	W <sub>x</sub> (cm <sup>3</sup> )	<b>9.88</b>
	W <sub>y</sub> (cm <sup>3</sup> )	<b>4.41</b>
L	mm	<b>6500</b>

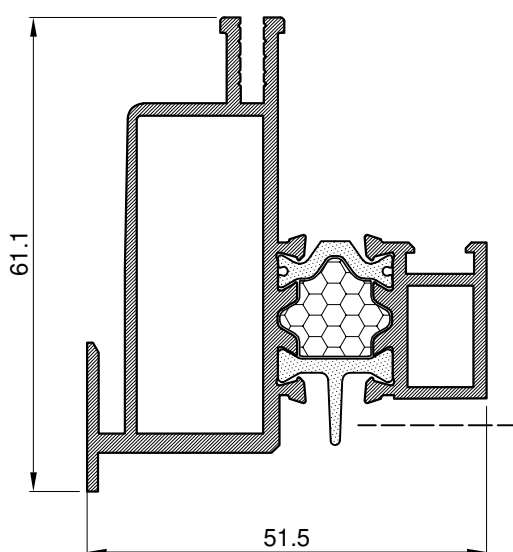


Ram za skriveno krilo Frame for hidden sash		
Art.Br. Art.Nr.	<b>FT-0188F</b>	
Težina Weight	kg/m'	<b>1.79</b>
Opseg Perimeter	mm	<b>426</b>
Moment inercije	I <sub>x</sub> (cm <sup>4</sup> )	<b>34.83</b>
	I <sub>y</sub> (cm <sup>4</sup> )	<b>24.67</b>
Moments of inertia	W <sub>x</sub> (cm <sup>3</sup> )	<b>9.17</b>
	W <sub>y</sub> (cm <sup>3</sup> )	<b>4.4</b>
L	mm	<b>6500</b>

**PROFIL BEZ XPS ISPUNE U NAZIVU NEMA NASTAVKA „F”**  
**PROFILES WITHOUT XPS DO NOT HAVE ENDING "F"**

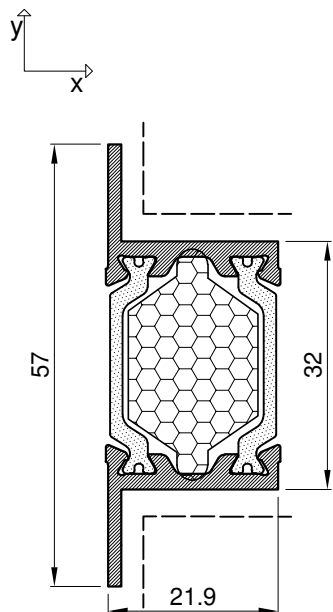


Ram krovnog prozora Roof window frame		
Art.Br. Art.Nr.	<b>FT-0125F</b>	
Težina Weight	kg/m'	<b>2.48</b>
Opseg Perimeter	mm	<b>439.00</b>
Moment inerције Moments of inertia	I <sub>x</sub> (cm <sup>4</sup> )	<b>46.02</b>
	I <sub>y</sub> (cm <sup>4</sup> )	<b>48.60</b>
	W <sub>x</sub> (cm <sup>3</sup> )	<b>10.36</b>
	W <sub>y</sub> (cm <sup>3</sup> )	<b>10.37</b>
L	mm	<b>6500</b>

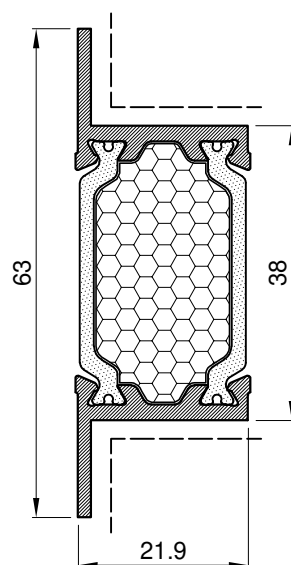


Kriilo krovnog prozora Roof window sash		
Art.Br. Art.Nr.	<b>FT-0124F</b>	
Težina Weight	kg/m'	<b>1.32</b>
Opseg Perimeter	mm	<b>305.00</b>
Moment inerције Moments of inertia	I <sub>x</sub> (cm <sup>4</sup> )	<b>11.31</b>
	I <sub>y</sub> (cm <sup>4</sup> )	<b>9.98</b>
	W <sub>x</sub> (cm <sup>3</sup> )	<b>3.23</b>
	W <sub>y</sub> (cm <sup>3</sup> )	<b>3.57</b>
L	mm	<b>6500</b>

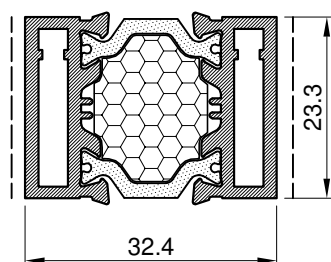
**PROFIL BEZ XPS ISPUNE U NAZIVU NEMA NASTAVKA „F”**  
**PROFILES WITHOUT XPS DO NOT HAVE ENDING "F"**



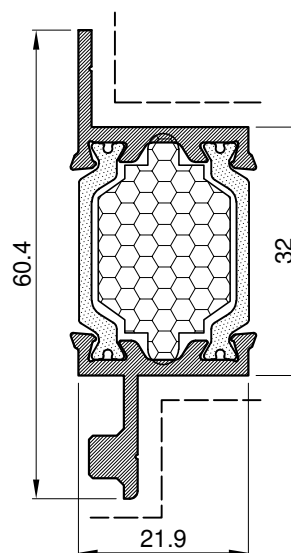
Adapter		
Art.-Br. Art.Nr.	<b>FT-0150F</b>	
Težina Weight	kg/m'	<b>0.65</b>
Opseg Perimet.	mm	<b>182.00</b>
L	mm	<b>6500</b>



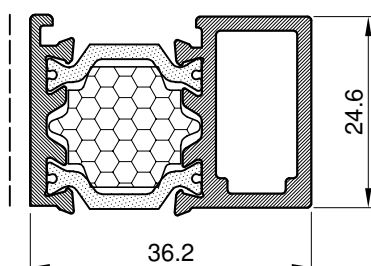
Adapter		
Art.-Br. Art.Nr.	<b>FT-0150/34F</b>	
Težina Weight	kg/m'	<b>0.69</b>
Opseg Perimet.	mm	<b>172.90</b>
L	mm	<b>6500</b>



Adapter		
Art.-Br. Art.Nr.	<b>FT-0192F*</b>	
Težina Weight	kg/m'	<b>0.76</b>
Opseg Perimet.	mm	<b>117.04</b>
L	mm	<b>6500</b>



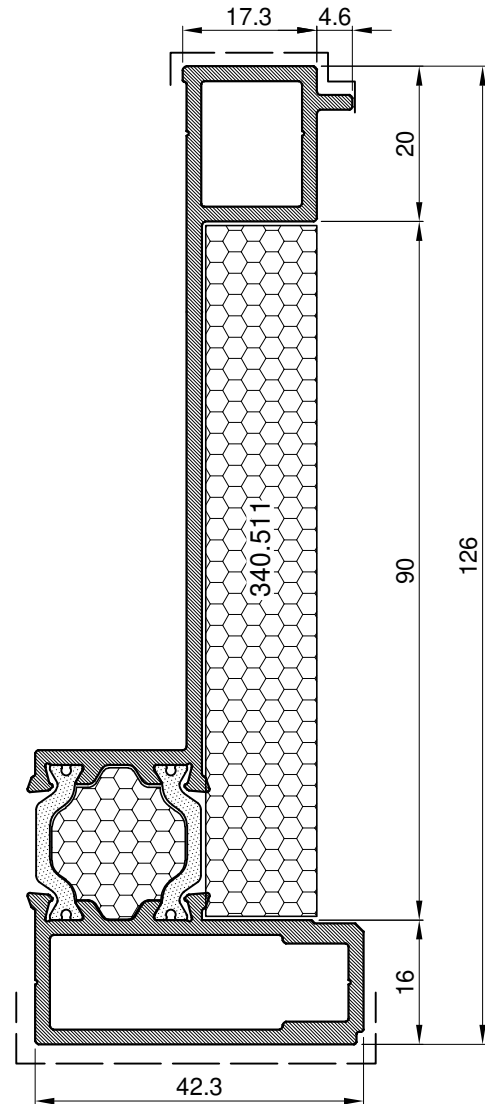
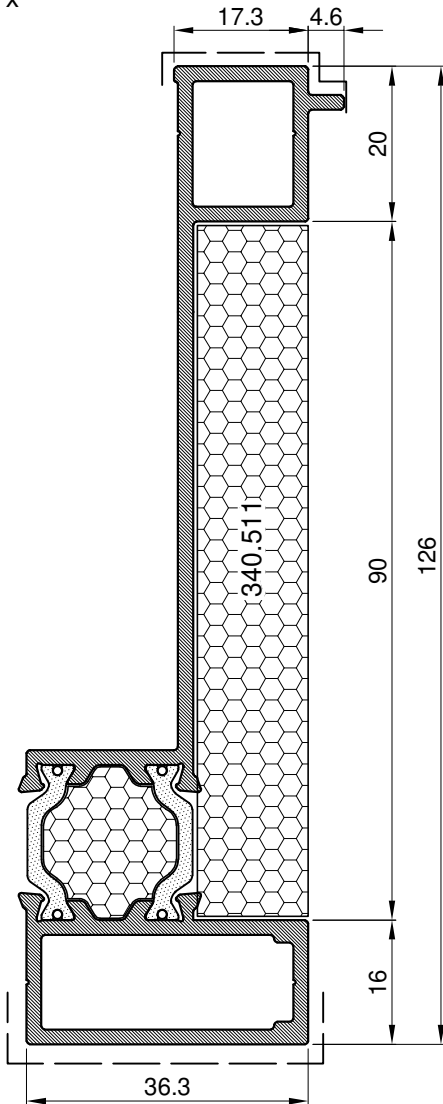
Adapter		
Art.-Br. Art.Nr.	<b>FT-0238 HF</b>	
Težina Weight	kg/m'	<b>0.67</b>
Opseg Perimet.	mm	<b>626.56</b>
L	mm	<b>6500</b>



Adapter		
Art.-Br. Art.Nr.	<b>FT-0193F**</b>	
Težina Weight	kg/m'	<b>0.76</b>
Opseg Perimet.	mm	<b>136.80</b>
L	mm	<b>6500</b>

**PROFIL BEZ XPS ISPUNE U NAZIVU NEMA NASTAVKA „F”**  
**PROFILES WITHOUT XPS DO NOT HAVE ENDING "F"**

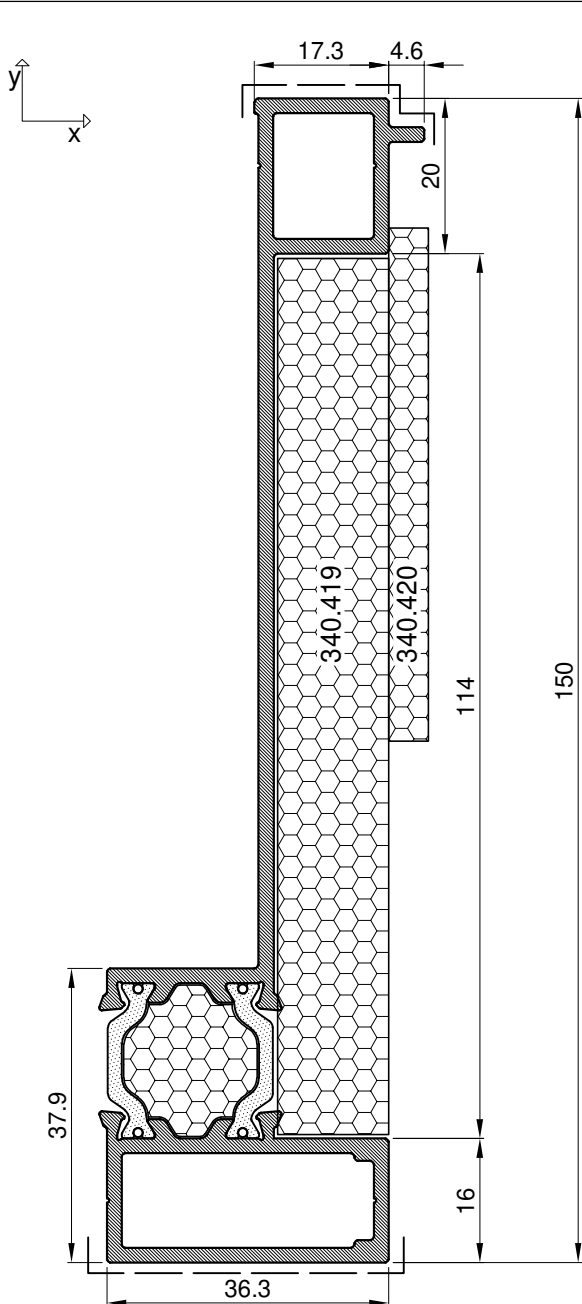
**\*Stara oznaka Former mark (TI-701/18)**  
**\*\*Stara oznaka Former mark (TI-742/753)**



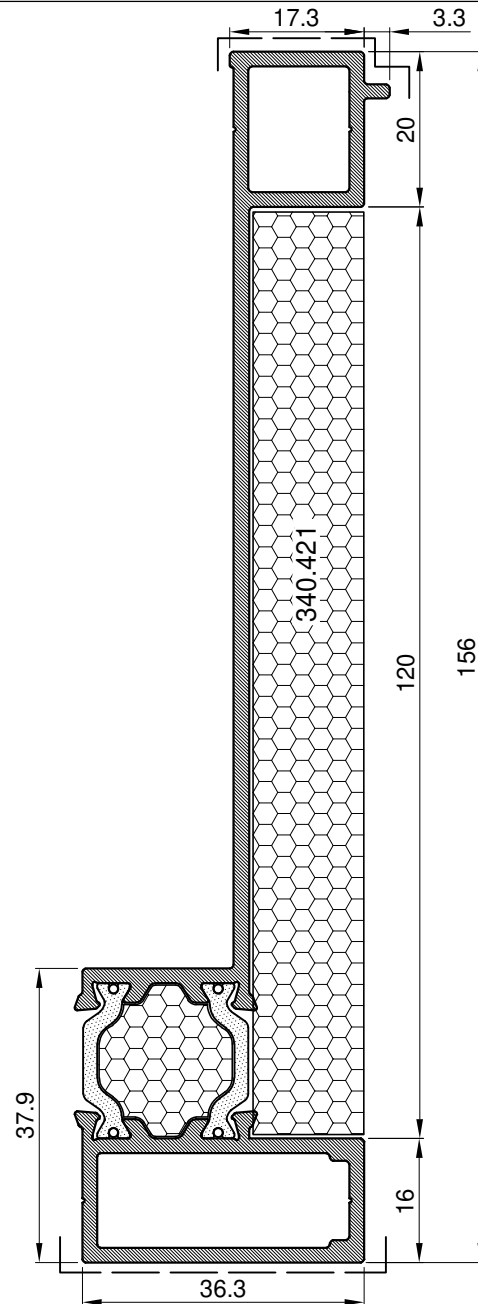
Spojni profil za T120 Connection profile for T120		
Art.Br. Art.Nr.	<b>FT-1800F</b>	
Težina Weight	kg/m'	<b>1.631</b>
Opseg Perimeter	mm	<b>373</b>
Moment inerције	I <sub>x</sub> (cm <sup>4</sup> )	<b>109.28</b>
	I <sub>y</sub> (cm <sup>4</sup> )	<b>5.98</b>
Moments of inertia	W <sub>x</sub> (cm <sup>3</sup> )	<b>15.18</b>
	W <sub>y</sub> (cm <sup>3</sup> )	<b>2.79</b>
L	mm	<b>6500</b>

Spojni profil za T120 Connection profile for T120		
Art.Br. Art.Nr.	<b>FT-1801F</b>	
Težina Weight	kg/m'	<b>1.715</b>
Opseg Perimeter	mm	<b>379</b>
Moment inercije	I <sub>x</sub> (cm <sup>4</sup> )	<b>115.72</b>
	I <sub>y</sub> (cm <sup>4</sup> )	<b>7.35</b>
Moments of inertia	W <sub>x</sub> (cm <sup>3</sup> )	<b>15.54</b>
	W <sub>y</sub> (cm <sup>3</sup> )	<b>3.29</b>
L	mm	<b>6500</b>

**PROFIL BEZ XPS ISPUNE U NAZIVU NEMA NASTAVKA „F”**  
**PROFILES WITHOUT XPS DO NOT HAVE ENDING "F"**

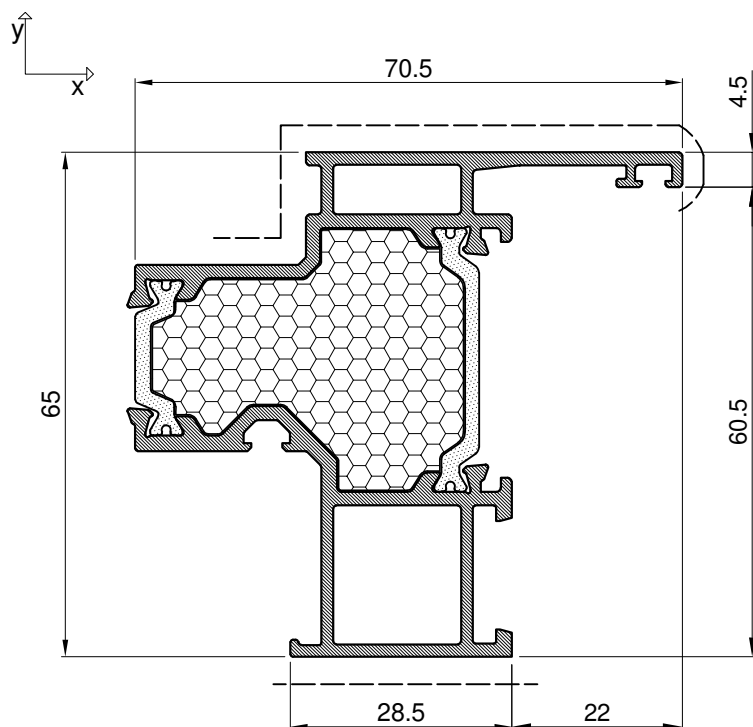


Spojni profil za T150 Connection profile for T150		
Art.Br. Art.Nr.	<b>FT-0194F</b>	
Težina Weight	kg/m'	<b>1.76</b>
Opseg Perimeter	mm	<b>427.85</b>
Moment inercije	I <sub>x</sub> (cm <sup>4</sup> )	<b>139.93</b>
	I <sub>y</sub> (cm <sup>4</sup> )	<b>5.89</b>
Moments of inertia	W <sub>x</sub> (cm <sup>3</sup> )	<b>19.97</b>
	W <sub>y</sub> (cm <sup>3</sup> )	<b>2.78</b>
L	mm	<b>6500</b>



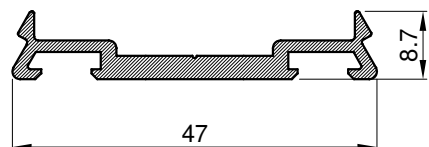
Spojni profil za Inowa Connection profile for Inowa		
Art.Br. Art.Nr.	<b>FT-0196F</b>	
Težina Weight	kg/m'	<b>1.79</b>
Opseg Perimeter	mm	<b>437.26</b>
Moment inercije	I <sub>x</sub> (cm <sup>4</sup> )	<b>153.59</b>
	I <sub>y</sub> (cm <sup>4</sup> )	<b>5.79</b>
Moments of inertia	W <sub>x</sub> (cm <sup>3</sup> )	<b>20.92</b>
	W <sub>y</sub> (cm <sup>3</sup> )	<b>2.74</b>
L	mm	<b>6500</b>

**PROFIL BEZ XPS ISPUNE U NAZIVU NEMA NASTAVKA „F”**  
**PROFILES WITHOUT XPS DO NOT HAVE ENDING "F"**

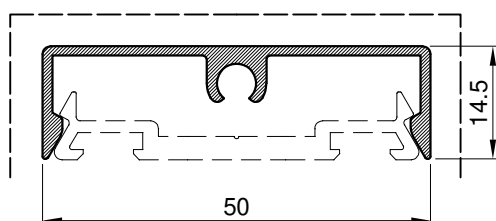


Profil rama-spoj sa fasadom (T65 plus) Curtain wall frame (T65 plus)		
Art.Br. Art.Nr.	<b>FT-1403F</b>	
Težina Weight	kg/m'	<b>1.46</b>
Opseg Perimeter	mm	<b>370</b>
Moment inerције Moments of inertia	I <sub>x</sub> (cm <sup>4</sup> )	<b>17.57</b>
	I <sub>y</sub> (cm <sup>4</sup> )	<b>13.18</b>
	W <sub>x</sub> (cm <sup>3</sup> )	<b>6.40</b>
	W <sub>y</sub> (cm <sup>3</sup> )	<b>3.35</b>
L	mm	<b>6500</b>

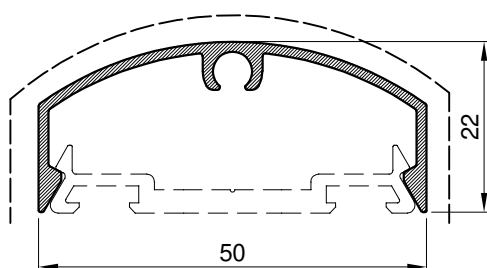
**PROFIL BEZ XPS ISPUNE U NAZIVU NEMA NASTAVKA „F”**  
**PROFILES WITHOUT XPS DO NOT HAVE ENDING "F"**



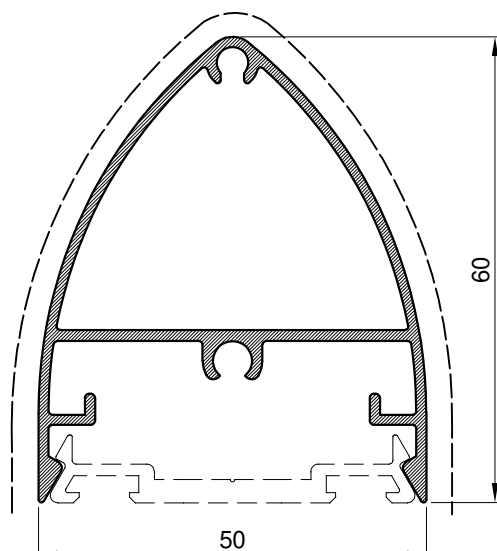
Pritezna lajsna Pressure plate		
Art.Br. Art.Nr.	<b>FMO 50/8</b>	
Težina Weight	kg/m'	<b>0.38</b>
Opseg Perimeter	mm	<b>142.00</b>
L	mm	<b>6500</b>



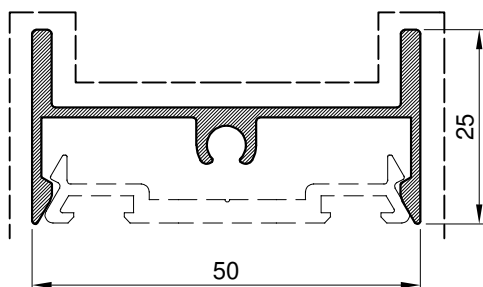
Poklopna lajsna Cover cap		
Art.Br. Art.Nr.	<b>FMO 50/15</b>	
Težina Weight	kg/m'	<b>0.34</b>
Opseg Perimeter	mm	<b>175.00</b>
L	mm	<b>6500</b>



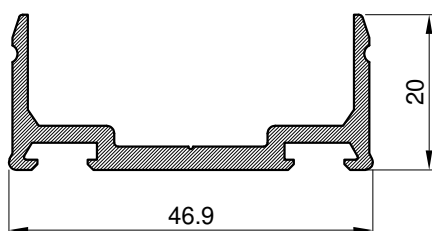
Poklopna lajsna Cover cap		
Art.Br. Art.Nr.	<b>FMO 50/22</b>	
Težina Weight	kg/m'	<b>0.35</b>
Opseg Perimeter	mm	<b>179.70</b>
L	mm	<b>6500</b>



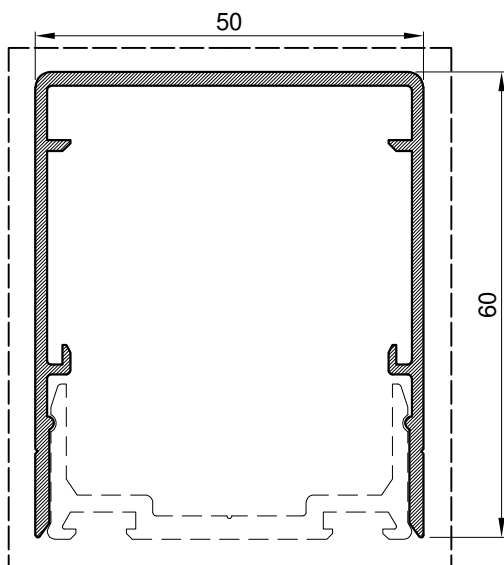
Poklopna lajsna Cover cap		
Art.Br. Art.Nr.	<b>FMO 50/60</b>	
Težina Weight	kg/m'	<b>0.80</b>
Opseg Perimeter	mm	<b>279.00</b>
L	mm	<b>6500</b>



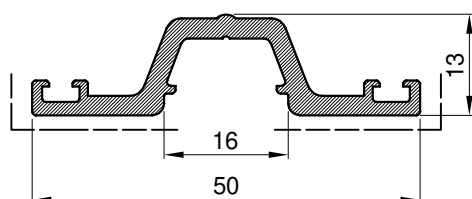
Poklopna lajsna Cover cap		
Art.Br. Art.Nr.	<b>FMO 50/25</b>	
Težina Weight	kg/m'	<b>0.49</b>
Opseg Perimeter	mm	<b>216.9</b>
L	mm	<b>6500</b>



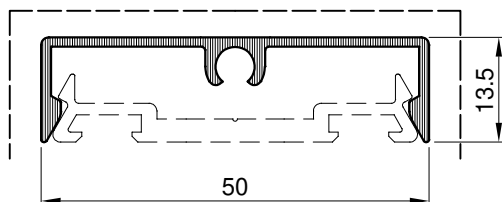
Pritezna lajsna Pressure plate		
Art.Br. Art.Nr.	<b>FMO-50/20-D</b>	
Težina Weight	kg/m'	<b>0.56</b>
Opseg Perimeter	mm	<b>184.80</b>
L	mm	<b>6500</b>



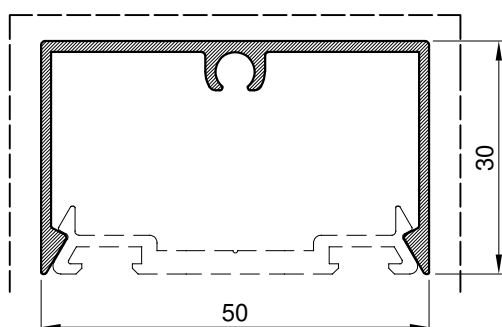
Poklopna lajsna Cover cap		
Art.Br. Art.Nr.	<b>FMO 50/61</b>	
Težina Weight	kg/m'	<b>0.785</b>
Opseg Perimeter	mm	<b>365.55</b>
L	mm	<b>6500</b>



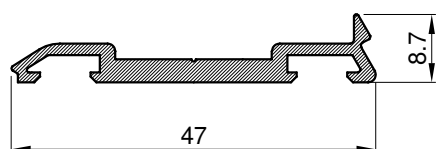
Poklopna lajsna Cover cap		
Art.Br. Art.Nr.	<b>FM 50/12</b>	
Težina Weight	kg/m'	<b>0.47</b>
Opseg Perimeter	mm	<b>159.91</b>
L	mm	<b>6500</b>



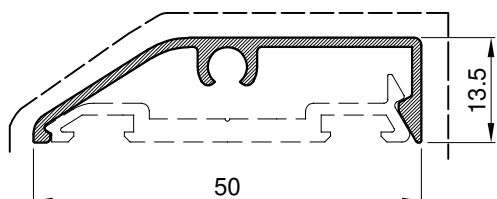
Poklopna lajsna Cover cap		
Art.Br. Art.Nr.	<b>FMV 50/14</b>	
Težina Weight	kg/m'	<b>0.30</b>
Opseg Perimeter	mm	<b>169.00</b>
L	mm	<b>6500</b>



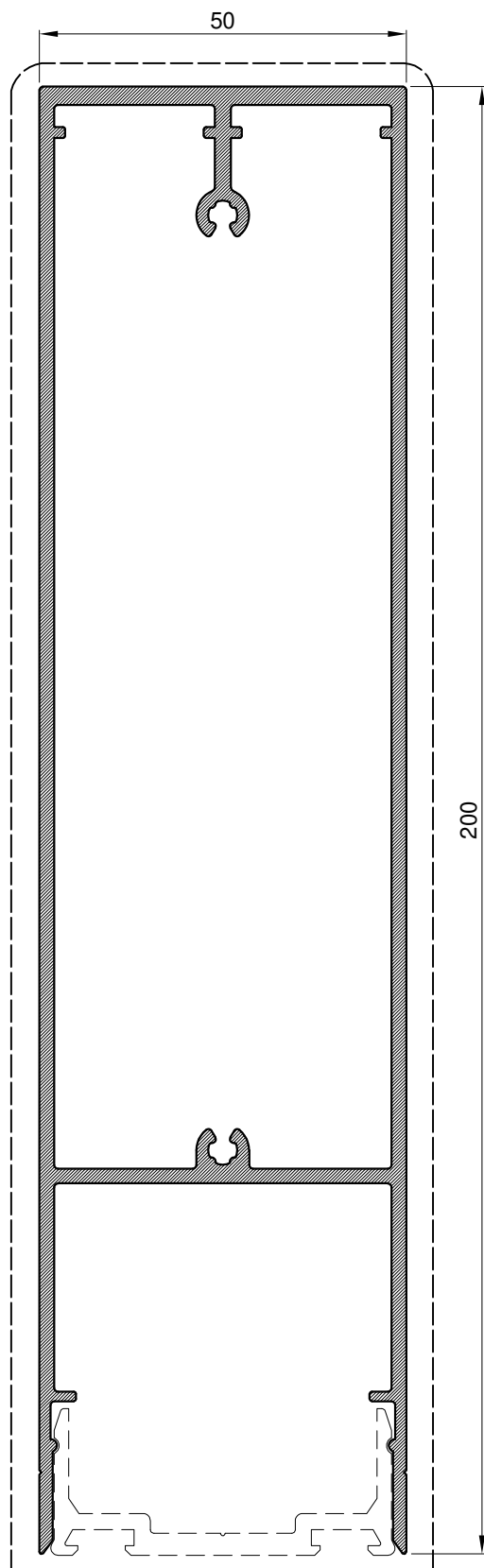
Poklopna lajsna Cover cap		
Art.Br. Art.Nr.	<b>FMO 50/30</b>	
Težina Weight	kg/m'	<b>0.46</b>
Opseg Perimeter	mm	<b>236.10</b>
L	mm	<b>6500</b>



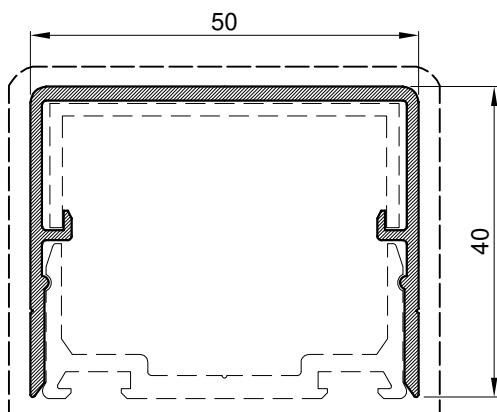
Pritezna lajsna Pressure plate		
Art.Br. Art.Nr.	<b>FMV 50/8</b>	
Težina Weight	kg/m'	<b>0.36</b>
Opseg Perimeter	mm	<b>132.5</b>
L	mm	<b>6500</b>



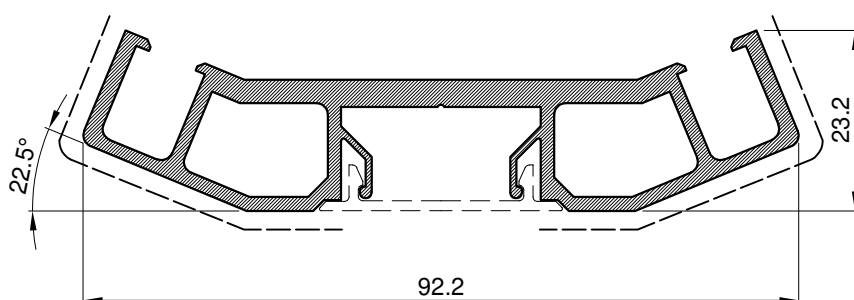
Poklopna lajsna Cover cap		
Art.Br. Art.Nr.	<b>FMV 50/14-K</b>	
Težina Weight	kg/m'	<b>0.28</b>
Opseg Perimeter	mm	<b>155.00</b>
L	mm	<b>6500</b>




Poklopna lajsna Cover cap		
Art.Br. Art.Nr.	<b>FPL 50/200</b>	
Težina Weight	kg/m'	<b>2.93</b>
Opseg Perimeter	mm	<b>611.37</b>
L	mm	<b>6500</b>



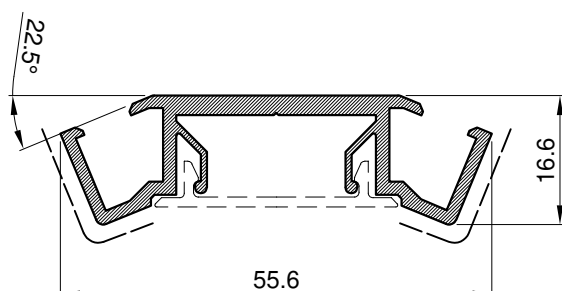
Poklopna lajsna Cover cap		
Art.Br. Art.Nr.	<b>FMO 50/40</b>	
Težina Weight	kg/m'	<b>0.61</b>
Opseg Perimeter	mm	<b>277.92</b>
L	mm	<b>6500</b>



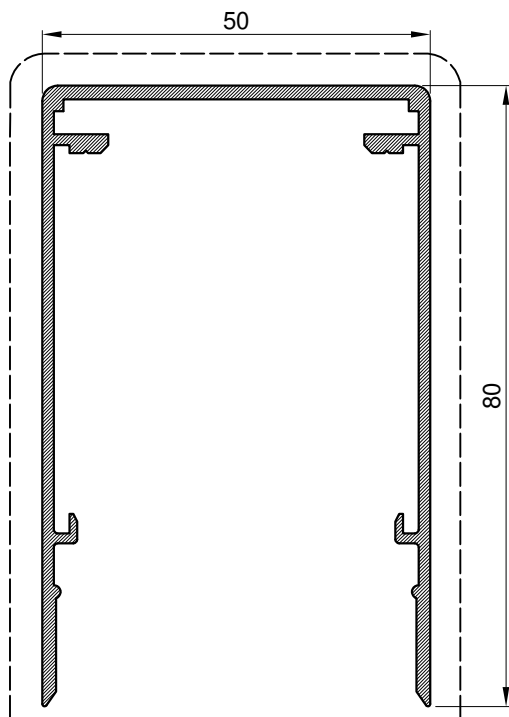
Poklopna lajsna Cover cap		
Art.Br. Art.Nr.	<b>FMO 135</b>	
Težina Weight	kg/m'	<b>1.30</b>
Opseg Perimeter	mm	<b>339.00</b>
L	mm	<b>6500</b>



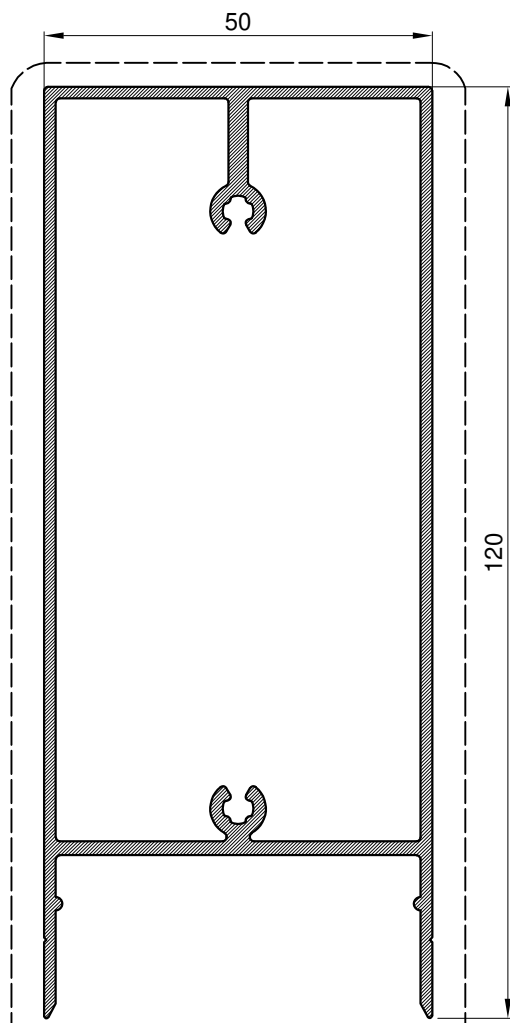
Maska za poklopnu lajsnu Cover cap mask profile		
Art.Br. Art.Nr.	<b>FMO 135/P</b>	
Težina Weight	kg/m'	<b>0.14</b>
Opseg Perimeter	mm	<b>83.00</b>
L	mm	<b>6500</b>



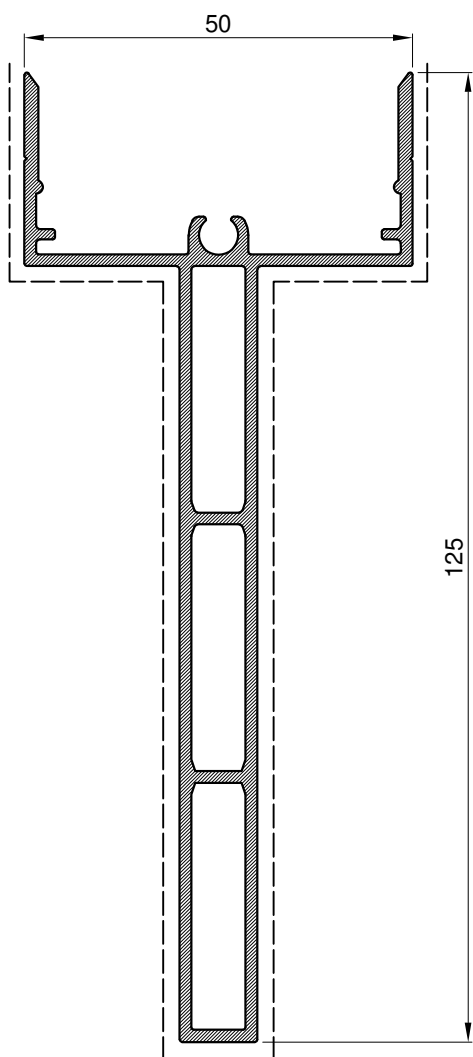
Poklopna lajsna Cover cap		
Art.Br. Art.Nr.	<b>FMO 60/L135</b>	
Težina Weight	kg/m'	<b>0.57</b>
Opseg Perimeter	mm	<b>250.107</b>
L	mm	<b>6500</b>



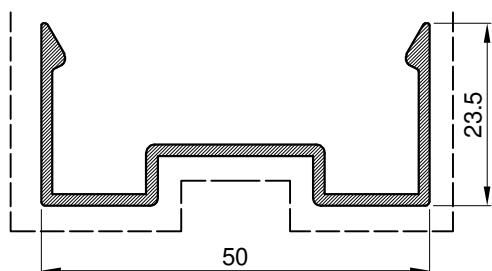
Poklopna lajsna Cover cap		
Art.Br. Art.Nr.	<b>FM0 50/80</b>	
Težina Weight	kg/m'	<b>1.02</b>
Opseg Perimeter	mm	<b>465.96</b>
L	mm	<b>6500</b>



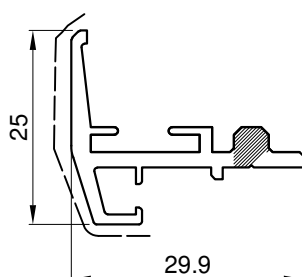
Poklopna lajsna Cover cap		
Art.Br. Art.Nr.	<b>FM 50/120</b>	
Težina Weight	kg/m'	<b>1.61</b>
Opseg Perimeter	mm	<b>381.85</b>
L	mm	<b>6500</b>



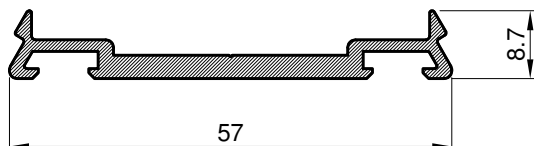
Poklopna lajsna Cover cap		
Art.Br. Art.Nr.	<b>FM 50/125</b>	
Težina Weight	kg/m'	<b>1.38</b>
Opseg Perimeter	mm	<b>422.17</b>
L	mm	<b>6500</b>



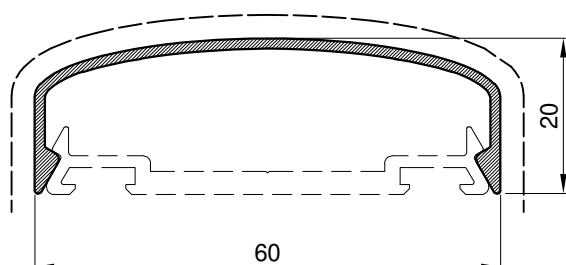
Poklopna lajsna Cover cap		
Art.Br. Art.Nr.	<b>FM 50/23</b>	
Težina Weight	kg/m'	<b>0.44</b>
Opseg Perimeter	mm	<b>215.76</b>
L	mm	<b>6500</b>



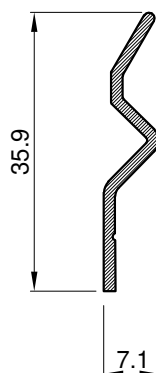
Lajsna Glazing bead		
Art.Br. Art.Nr.	<b>FM 30/20</b>	
Težina Weight	kg/m'	<b>0.38</b>
Opseg Perimeter	mm	<b>151.00</b>
L	mm	<b>6500</b>



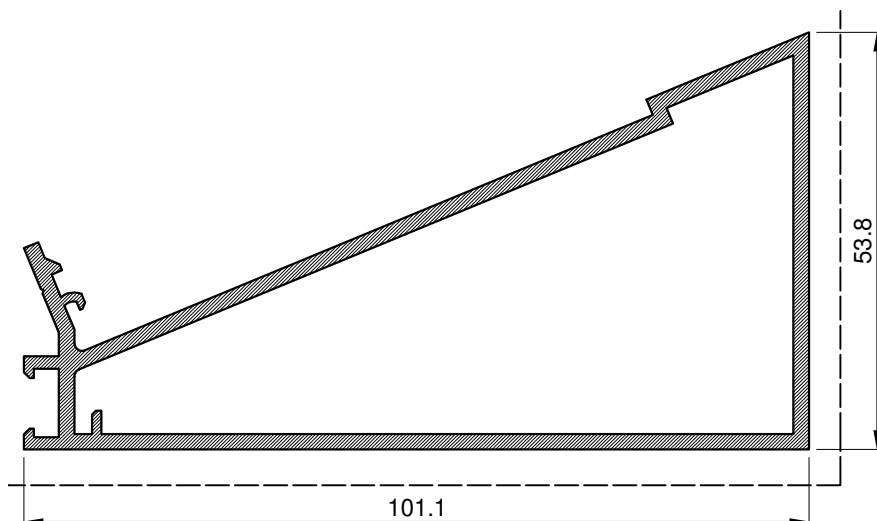
Poklopna lajsna Cover cap		
Art.Br. Art.Nr.	<b>FM 57/8</b>	
Težina Weight	kg/m'	<b>0.456</b>
Opseg Perimeter	mm	<b>162.00</b>
L	mm	<b>6500</b>



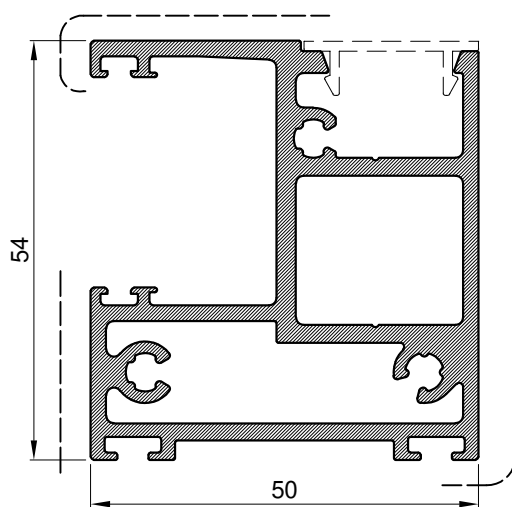
Poklopna lajsna Cover cap		
Art.Br. Art.Nr.	<b>FM 60/20</b>	
Težina Weight	kg/m'	<b>0.337</b>
Opseg Perimeter	mm	<b>178.93</b>
L	mm	<b>6500</b>



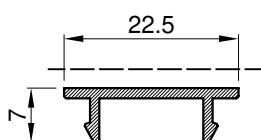
Profil umetka Insertion profile		
Art.Br. Art.Nr.	<b>F-1556</b>	
Težina Weight	kg/m'	<b>0.164</b>
Opseg Perimeter	mm	<b>85</b>
L	mm	<b>6500</b>



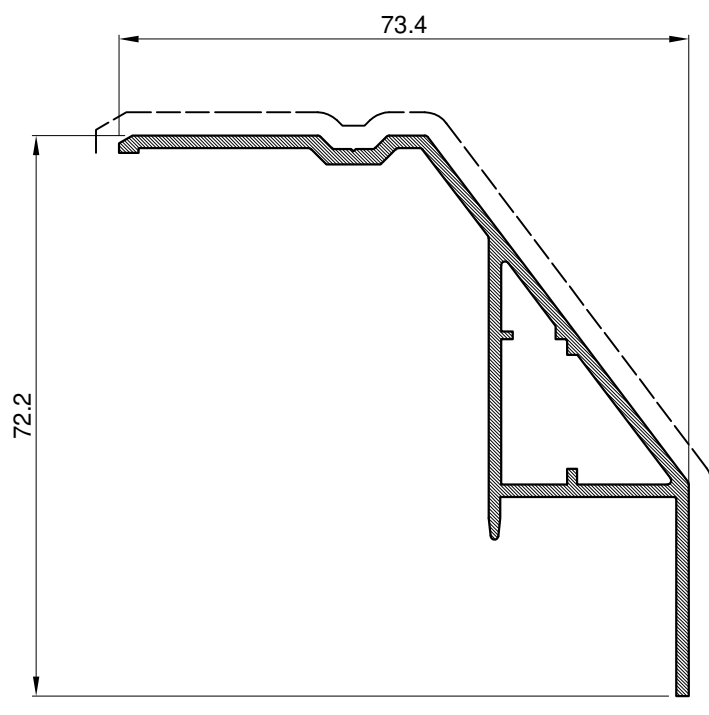
Umetak okomice za fasadu pod kutem Mullion insert for curved facade		
Art.Br. Art.Nr.	<b>FMO 60/0135</b>	
Težina Weight	kg/m'	<b>1.57</b>
Opseg Perimeter	mm	<b>330.069</b>
L	mm	<b>6500</b>



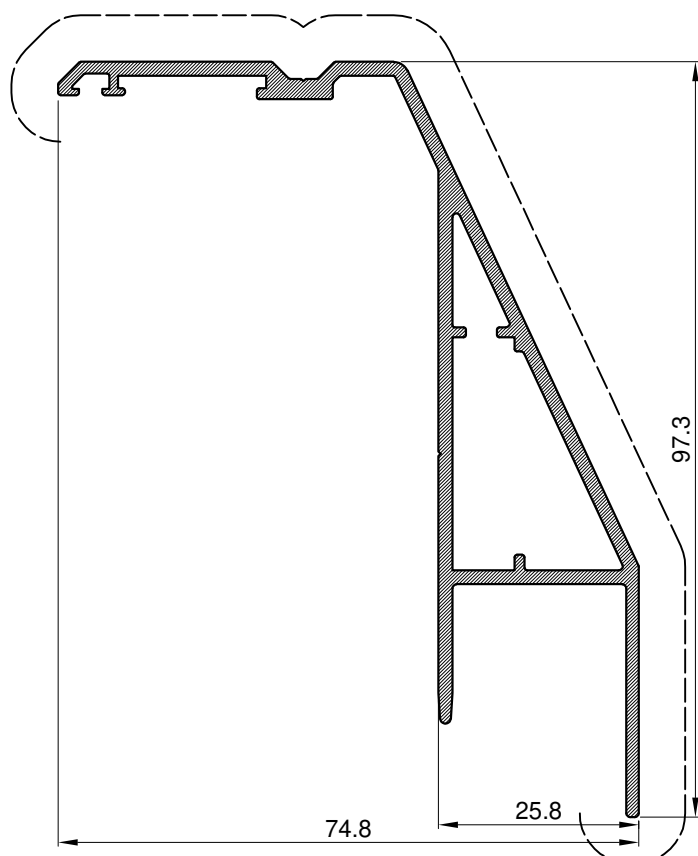
Profil francuskog balkona French balcony profile		
Art.Br. Art.Nr.	<b>F-1569</b>	
Težina Weight	kg/m'	<b>1.78</b>
Opseg Perimeter	mm	<b>357.20</b>
L	mm	<b>6500</b>



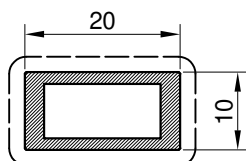
Pokrivni profil Cover profile		
Art.Br. Art.Nr.	<b>F-0826</b>	
Težina Weight	kg/m'	<b>0.18</b>
Opseg Perimeter	mm	<b>70.29</b>
L	mm	<b>6500</b>



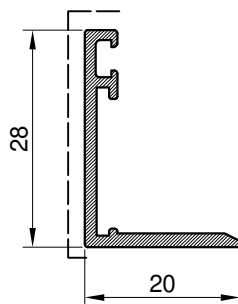
Lasjna krovnog prozora Roof window glazing bead		
Art.Br. Art.Nr.	<b>F-0796</b>	
Težina Weight	kg/m'	<b>0.81</b>
Opseg Perimeter	mm	<b>277.00</b>
L	mm	<b>6500</b>



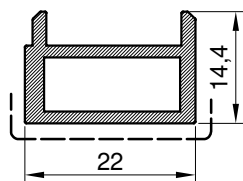
Lajsna krovnog prozora Roof window glazing bead		
Art.Br. Art.Nr.	<b>F-1572</b>	
Težina Weight	kg/m'	<b>1.22</b>
Opseg Perimeter	mm	<b>372.40</b>
L	mm	<b>6500</b>



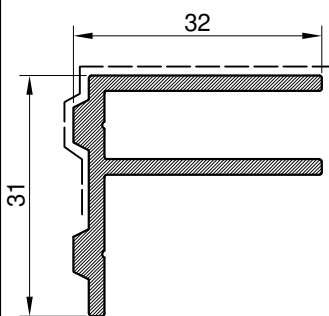
Umetak za otvore Insert for openings		
Art.Br. Art.Nr.	<b>F-1564</b>	
Težina Weight	kg/m'	<b>0.26</b>
Opseg Perimeter	mm	<b>59.66</b>
L	mm	<b>6500</b>



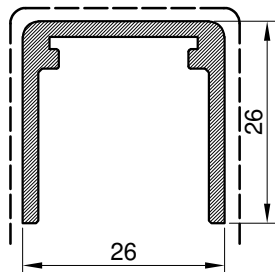
Unutarnja maska Interior mask profile		
Art.Br. Art.Nr.	<b>F-1558</b>	
Težina Weight	kg/m'	<b>0.23</b>
Opseg Perimeter	mm	<b>113.00</b>
L	mm	<b>6500</b>



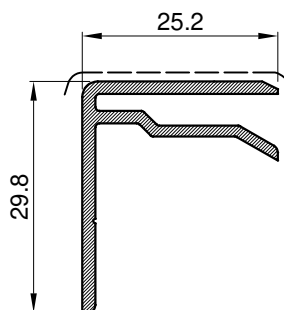
Umetak za otvore Insert for openings		
Art.Br. Art.Nr.	<b>F-1566</b>	
Težina Weight	kg/m'	<b>0.30</b>
Opseg Perimeter	mm	<b>79.96</b>
L	mm	<b>6500</b>



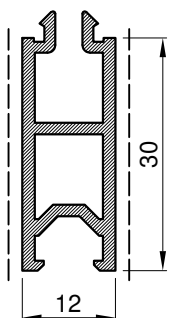
Umetak za ugradnju u fasadu 50 FS Installation insert in facade 50 FS		
Art.Br. Art.Nr.	<b>F-1559</b>	
Težina Weight	kg/m'	<b>0.53</b>
Opseg Perimeter	mm	<b>182.16</b>
L	mm	<b>6500</b>



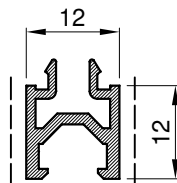
Profil rukohvata fr. balkona Handrail for french balcony		
Art.Br. Art.Nr.	<b>F-1437</b>	
Težina Weight	kg/m'	<b>0.45</b>
Opseg Perimeter	mm	<b>153.63</b>
L	mm	<b>6500</b>



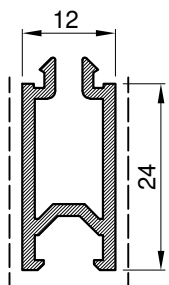
Profil spoja sa zidom Wall connection profile		
Art.Br. Art.Nr.	<b>F-0895</b>	
Težina Weight	kg/m'	<b>0.33</b>
Opseg Perimeter	mm	<b>157.55</b>
L	mm	<b>6500</b>



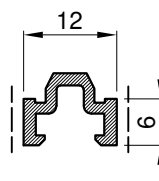
Al. umetak 30 mm Al. insert 30 mm		
Art.Br. Art.Nr.	<b>FM 30/12</b>	
Težina Weight	kg/m'	<b>0.39</b>
Opseg Perimeter	mm	<b>145.60</b>
L	mm	<b>6500</b>



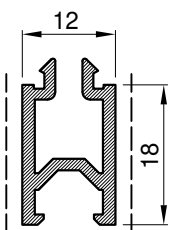
Al. umetak 12 mm Al. insert 12 mm		
Art.Br. Art.Nr.	<b>FM 12/12</b>	
Težina Weight	kg/m'	<b>0.18</b>
Opseg Perimeter	mm	<b>100.16</b>
L	mm	<b>6500</b>



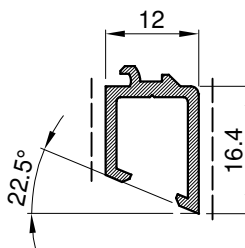
Al. umetak 24 mm Al. insert 24 mm		
Art.Br. Art.Nr.	<b>FM 24/12</b>	
Težina Weight	kg/m'	<b>0.31</b>
Opseg Perimeter	mm	<b>148.30</b>
L	mm	<b>6500</b>



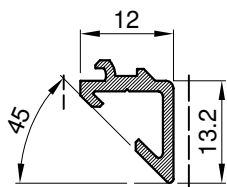
Al. umetak 6 mm Al. insert 6 mm		
Art.Br. Art.Nr.	<b>FM 6/12</b>	
Težina Weight	kg/m'	<b>0.12</b>
Opseg Perimeter	mm	<b>61.00</b>
L	mm	<b>6500</b>



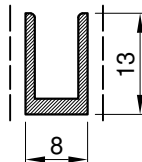
Al. umetak 18 mm Al. insert 18 mm		
Art.Br. Art.Nr.	<b>FM 18/12</b>	
Težina Weight	kg/m'	<b>0.25</b>
Opseg Perimeter	mm	<b>124.00</b>
L	mm	<b>6500</b>



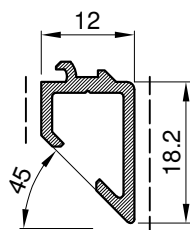
Al. kutni umetak 16.4 mm Al. angle insert 16,4 mm		
Art.Br. Art.Nr.	<b>F 0857</b>	
Težina Weight	kg/m'	<b>0.17</b>
Opseg Perimeter	mm	<b>90.00</b>
L	mm	<b>6500</b>



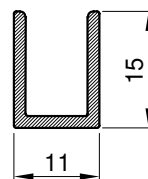
Al. kutni umetak 13.2 mm Al. angle insert 13,2 mm		
Art.Br. Art.Nr.	<b>F-0856</b>	
Težina Weight	kg/m'	<b>0.14</b>
Opseg Perimeter	mm	<b>69.48</b>
L	mm	<b>6500</b>



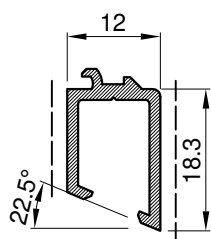
Al profil 13x8 Al profile 13x8		
Art.Br. Art.Nr.	<b>F-0779</b>	
Težina Weight	kg/m'	<b>0.12</b>
Opseg Perimeter	mm	<b>63.60</b>
L	mm	<b>6500</b>



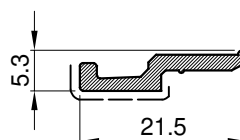
Al. kutni umetak 18.2 mm Al. angle insert 18,2 mm		
Art.Br. Art.Nr.	<b>F-0856/50</b>	
Težina Weight	kg/m'	<b>0.18</b>
Opseg Perimeter	mm	<b>90.00</b>
L	mm	<b>6500</b>



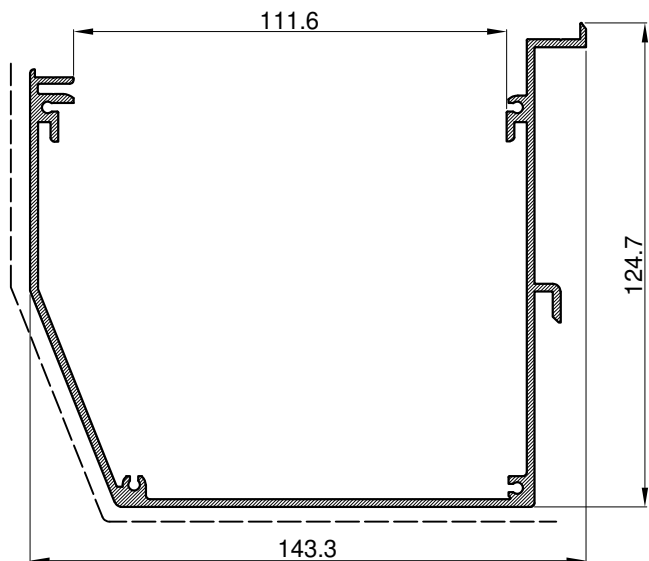
U profil 15x8 U profile 15x8		
Art.Br. Art.Nr.	<b>F-0137/A</b>	
Težina Weight	kg/m'	<b>0.15</b>
Opseg Perimeter	mm	<b>77.580</b>
L	mm	<b>6500</b>



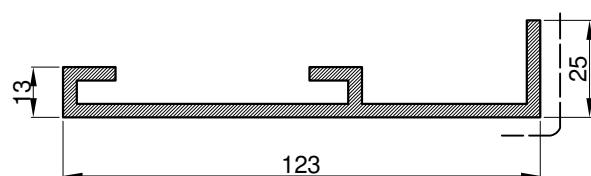
Al. kutni umetak 18.3 mm Al. angle insert 18,3 mm		
Art.Br. Art.Nr.	<b>F-0857/50</b>	
Težina Weight	kg/m'	<b>0.19</b>
Opseg Perimeter	mm	<b>98.00</b>
L	mm	<b>6500</b>



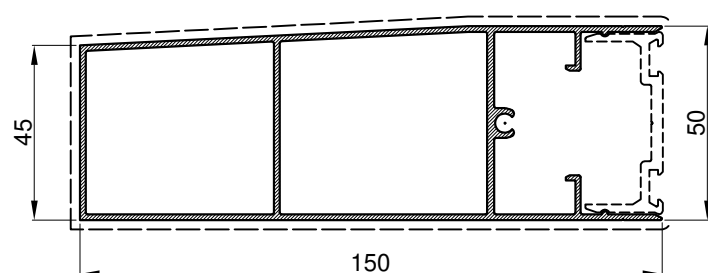
Staklolajsna Glazing bead		
Art.Br. Art.Nr.	<b>F-0807</b>	
Težina Weight	kg/m'	<b>0.13</b>
Opseg Perimeter	mm	<b>54.34</b>
L	mm	<b>6500</b>



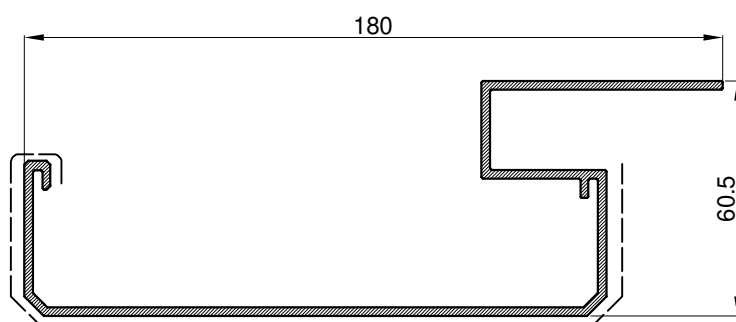
Profil oluka Gutter profile		
Art.Br. Art.Nr.	<b>F-0819</b>	
Težina Weight	kg/m'	<b>2.38</b>
Opseg Perimeter	mm	<b>847.028</b>
L	mm	<b>6500</b>



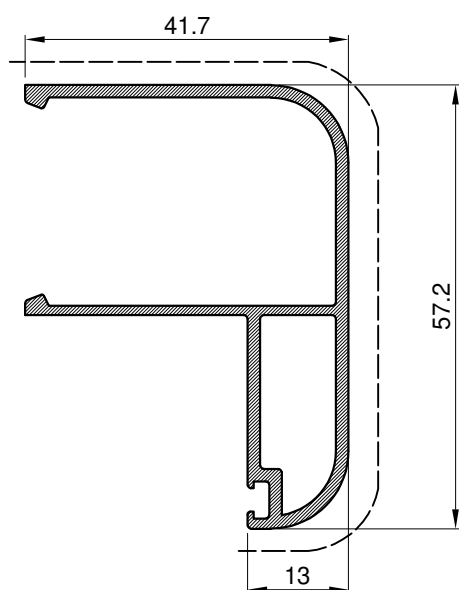
Nosáč oluka Gutter support		
Art.Br. Art.Nr.	<b>F-0270/A</b>	
Težina Weight	kg/m'	<b>1.73</b>
Opseg Perimeter	mm	<b>437.00</b>
L	mm	<b>6500</b>



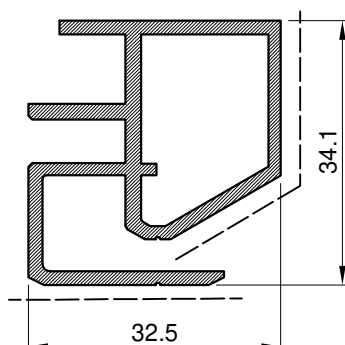
Poklopna lajsna Cover cap		
Art.Br. Art.Nr.	<b>FMO 50/150</b>	
Težina Weight	kg/m'	<b>1.93</b>
Opseg Perimeter	mm	<b>547.90</b>
L	mm	<b>6500</b>



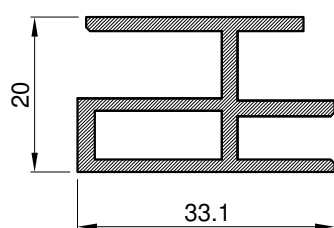
Profil oluka Gutter profile		
Art.Br. Art.Nr.	<b>F-1159</b>	
Težina Weight	kg/m'	<b>2.05</b>
Opseg Perimeter	mm	<b>691.03</b>
L	mm	<b>6500</b>



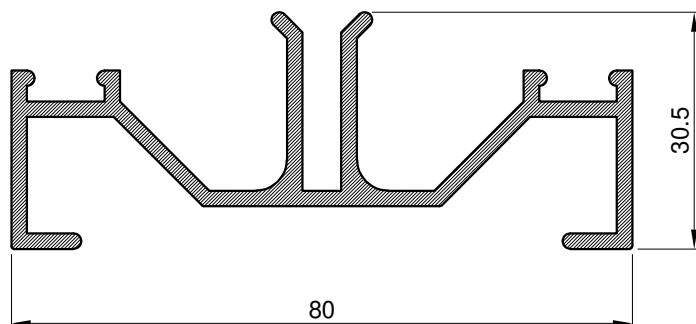
Profil za spoj knaufa Profile for drywall connection		
Art.Br. Art.Nr.	<b>F-0748</b>	
Težina Weight	kg/m'	<b>0.71</b>
Opseg Perimeter	mm	<b>276.60</b>
L	mm	<b>6500</b>



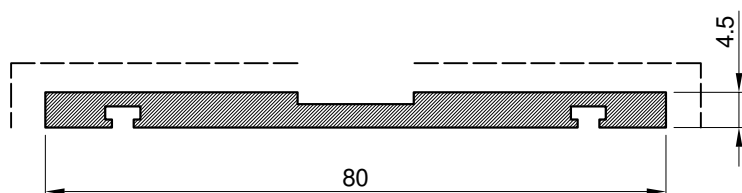
Profil za prihvata panela Panel holder		
Art.Br. Art.Nr.	<b>F-0854</b>	
Težina Weight	kg/m'	<b>0.75</b>
Opseg Perimeter	mm	<b>229.32</b>
L	mm	<b>6500</b>



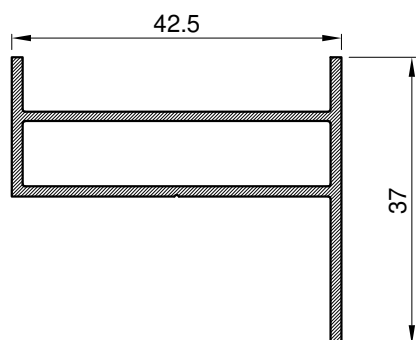
Parapetni profil Spandrel profile		
Art.Br. Art.Nr.	<b>F-0855</b>	
Težina Weight	kg/m'	<b>0.55</b>
Opseg Perimeter	mm	<b>182.22</b>
L	mm	<b>6500</b>



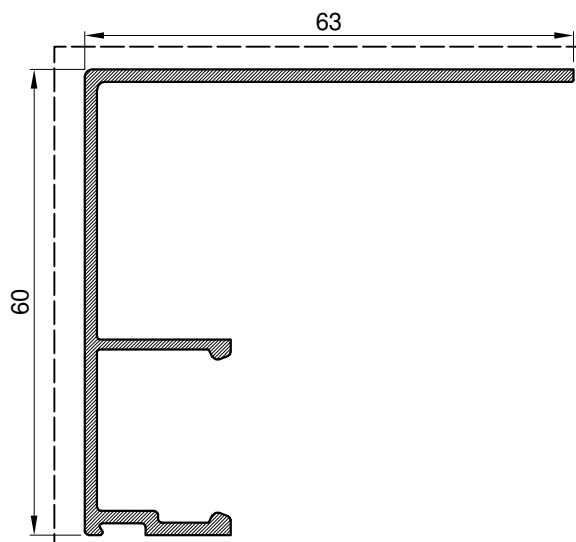
Profil za atiku Attic profile		
Art.Br. Art.Nr.	<b>061045</b>	
Težina Weight	kg/m'	<b>1.03</b>
Opseg Perimeter	mm	<b>403.80</b>
L	mm	<b>6500</b>



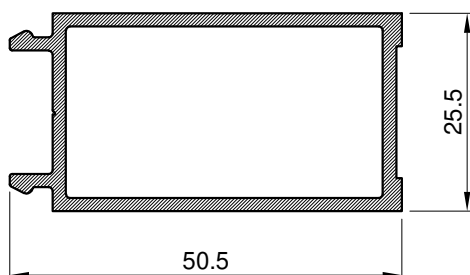
Profil za atiku Attic profile		
Art.Br. Art.Nr.	<b>060807</b>	
Težina Weight	kg/m'	<b>0.85</b>
Opseg Perimeter	mm	<b>186.00</b>
L	mm	<b>6500</b>



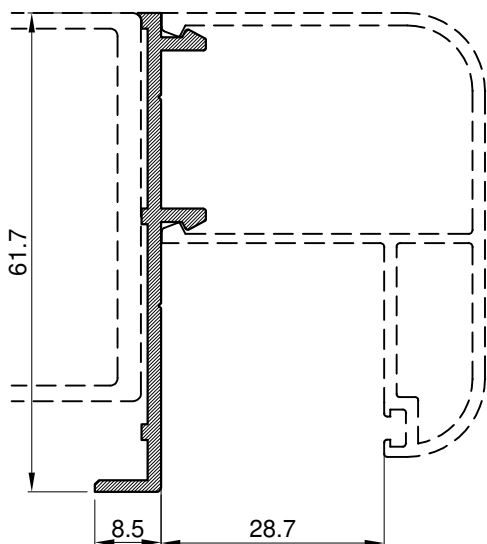
Parapetni profil Spandrel profile		
Art.Br. Art.Nr.	<b>F-1127</b>	
Težina Weight	kg/m'	<b>0.48</b>
Opseg Perimeter	mm	<b>172.79</b>
L	mm	<b>6500</b>



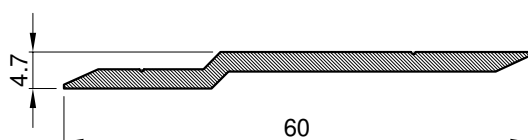
Poklopna lajsna motora za otvaranje Opening motor cover cap		
Art.Br. Art.Nr.	<b>F-1128</b>	
Težina Weight	kg/m'	<b>0.68</b>
Opseg Perimeter	mm	<b>318.66</b>
L	mm	<b>6500</b>




Držič motora za otvaranje Opening motor support		
Art.Br. Art.Nr.	<b>F-1129</b>	
Težina Weight	kg/m'	<b>0.69</b>
Opseg Perimeter	mm	<b>164.62</b>
L	mm	<b>6500</b>



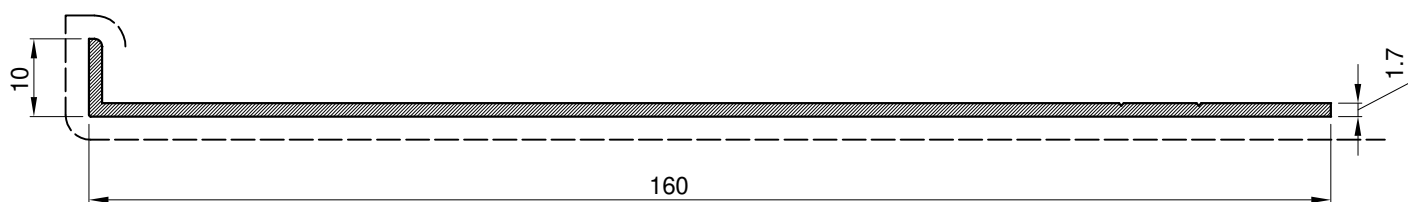
Držič profila Pressure plate		
Art.Br. Art.Nr.	<b>F-0746</b>	
Težina Weight	kg/m'	<b>0.39</b>
Opseg Perimeter	mm	<b>170.15</b>
L	mm	<b>6500</b>



Držič lima Sheet holder		
Art.Br. Art.Nr.	<b>F-1160</b>	
Težina Weight	kg/m'	<b>0.39</b>
Opseg Perimeter	mm	<b>124.37</b>
L	mm	<b>6500</b>



Gornji profil za kutiju sjenila Upper profile for roller shutter box		
Art.Br. Art.Nr.	<b>F-0967</b>	
Težina Weight	kg/m'	<b>1.41</b>
Opseg Perimeter	mm	<b>476.56</b>
L	mm	<b>6500</b>



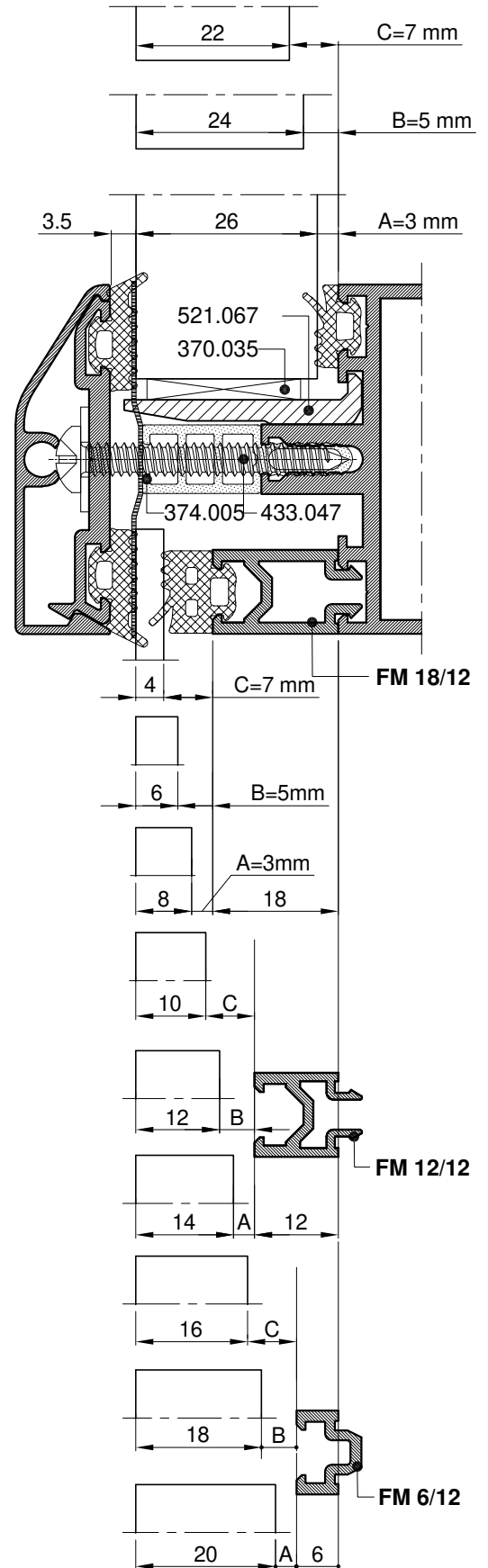
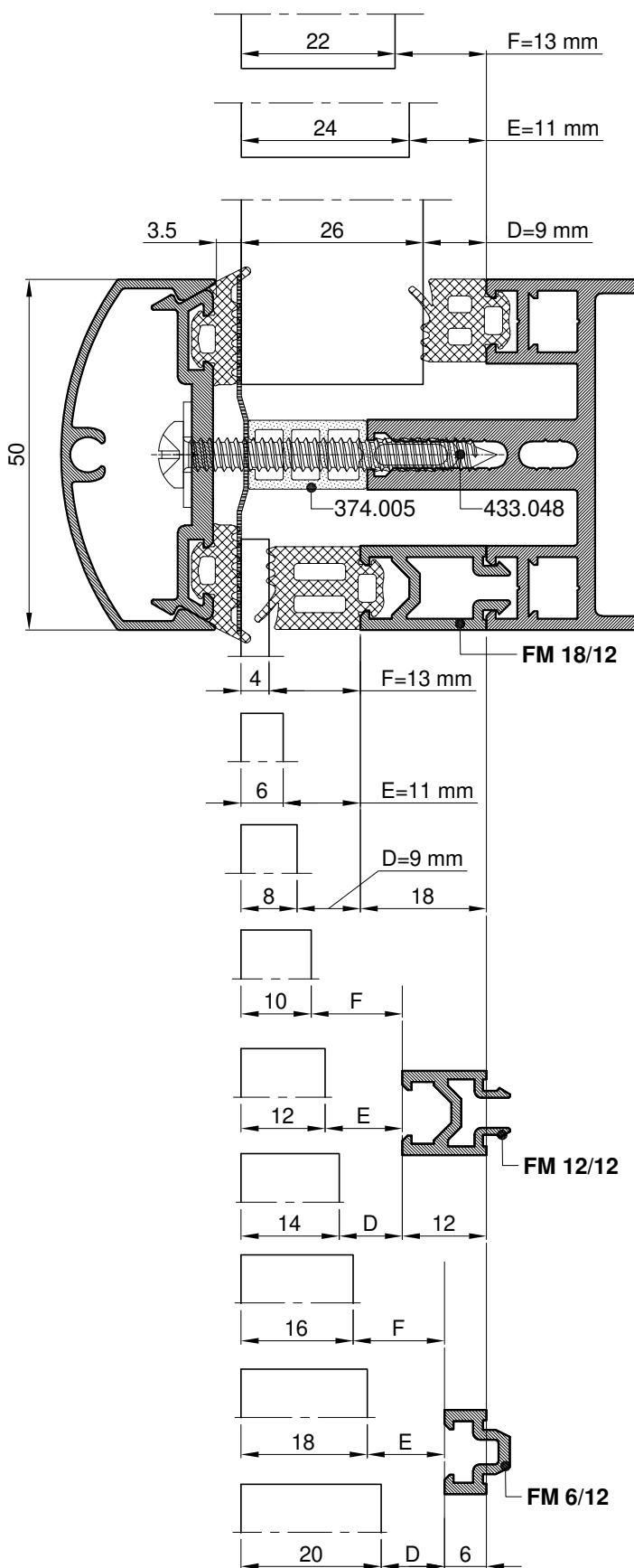
Bočni profil za kutiju sjenila Side profile for roller shutter box		
Art.Br. Art.Nr.	<b>F-0968</b>	
Težina Weight	kg/m'	<b>0.77</b>
Opseg Perimeter	mm	<b>339.99</b>
L	mm	<b>6500</b>

# Prikaz stakljenja Glazing



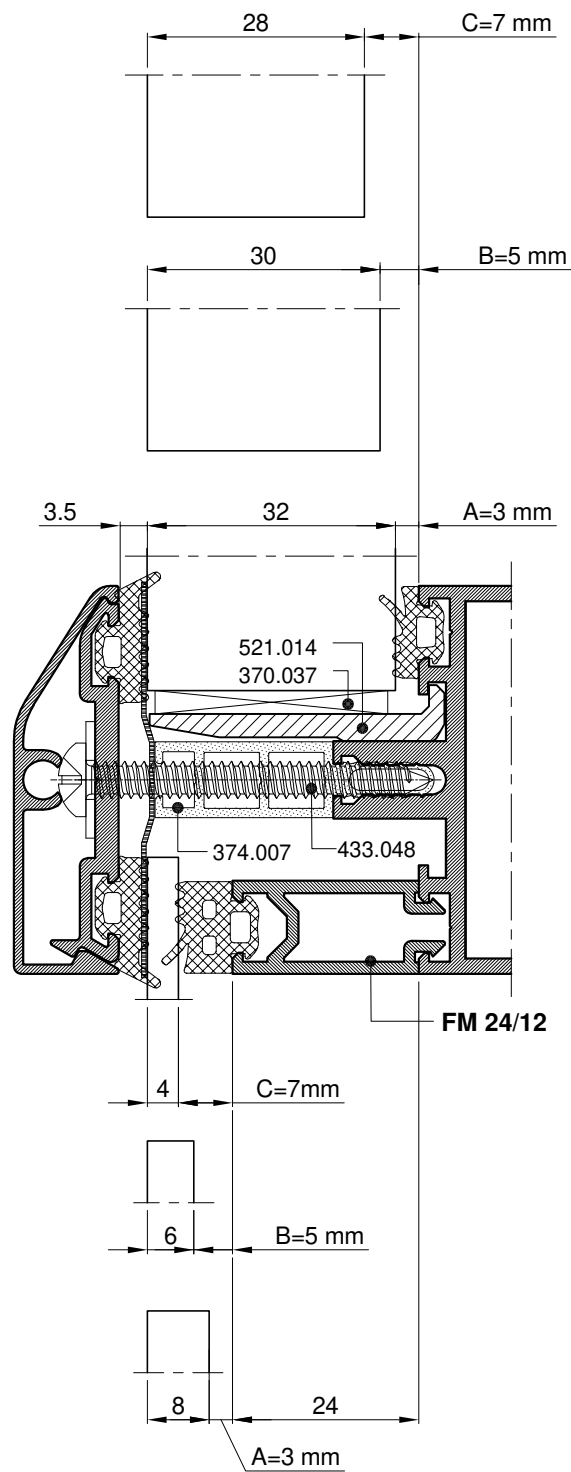
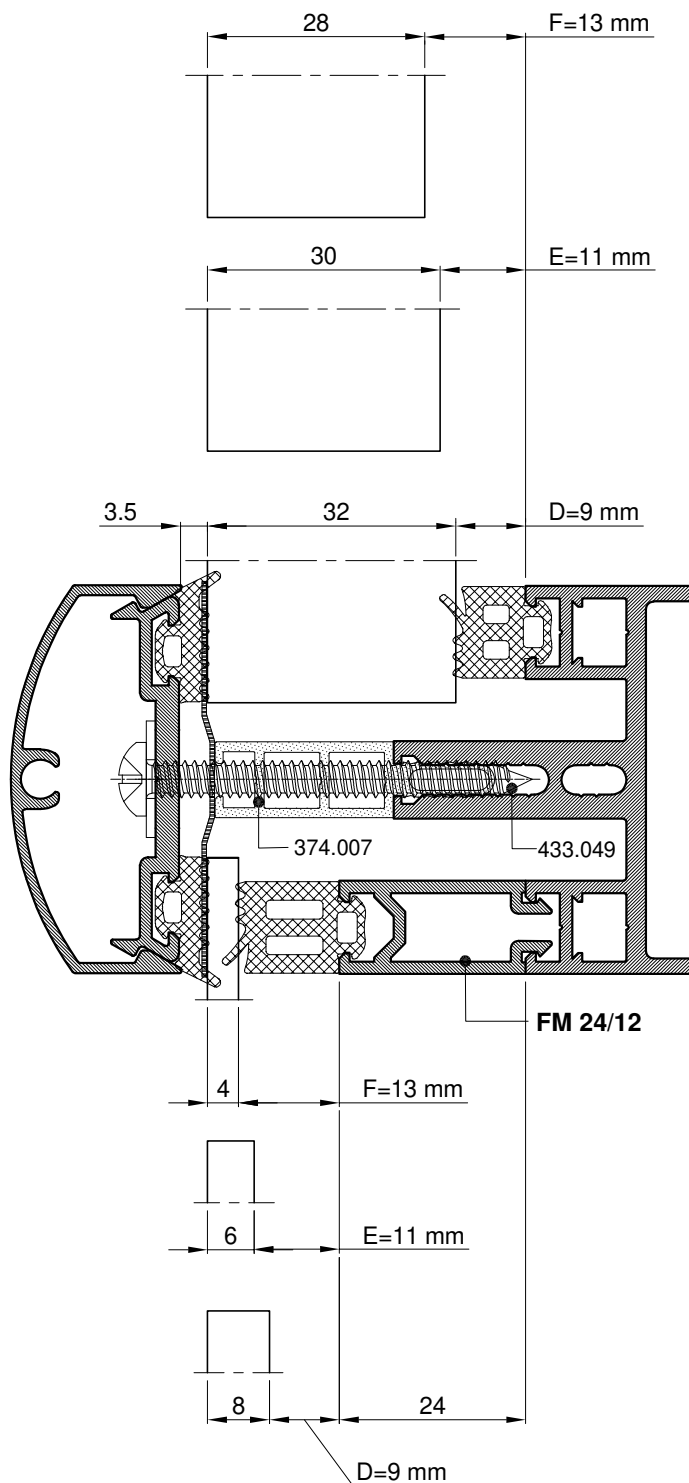
#### Okomica Mullion

#### Vodoravnica Transom



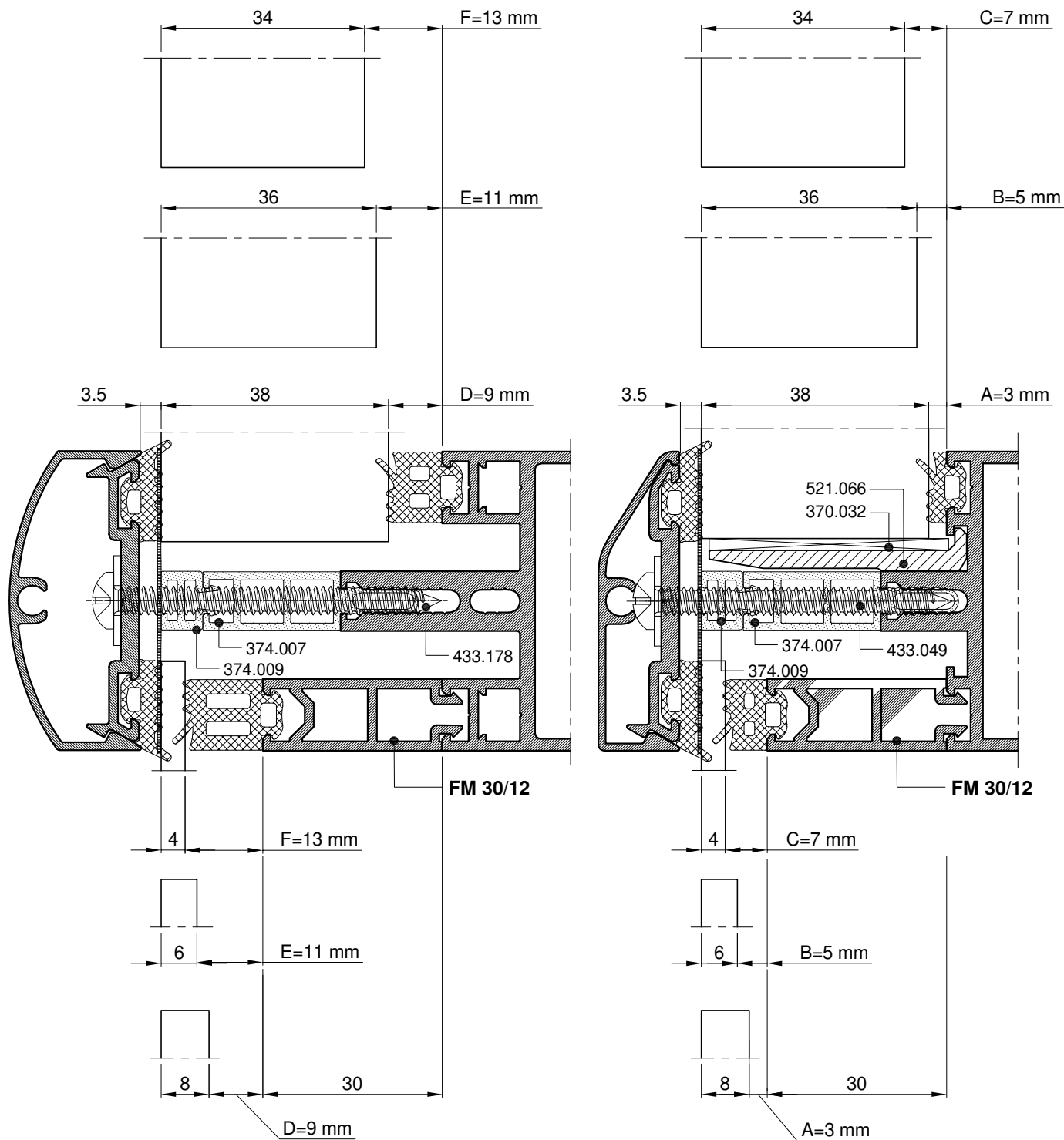
Okomica  
Mullion

Vodoravnica  
Transom



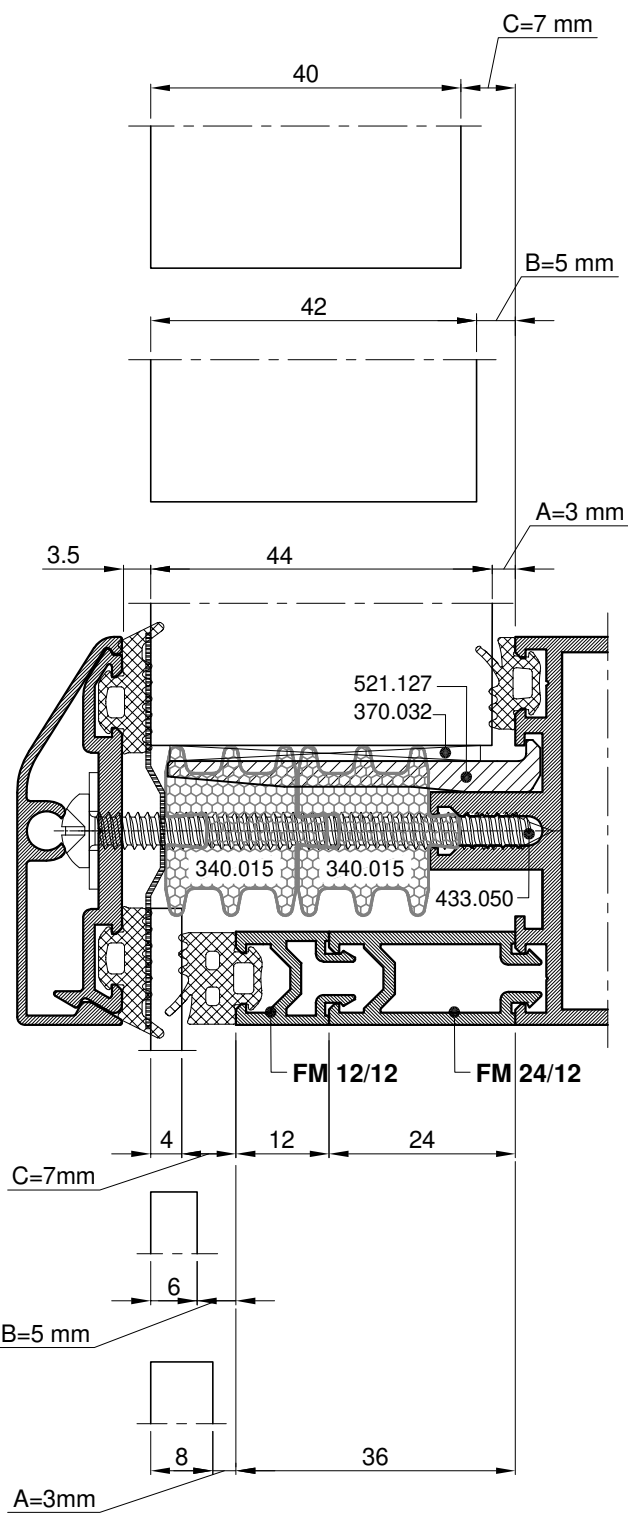
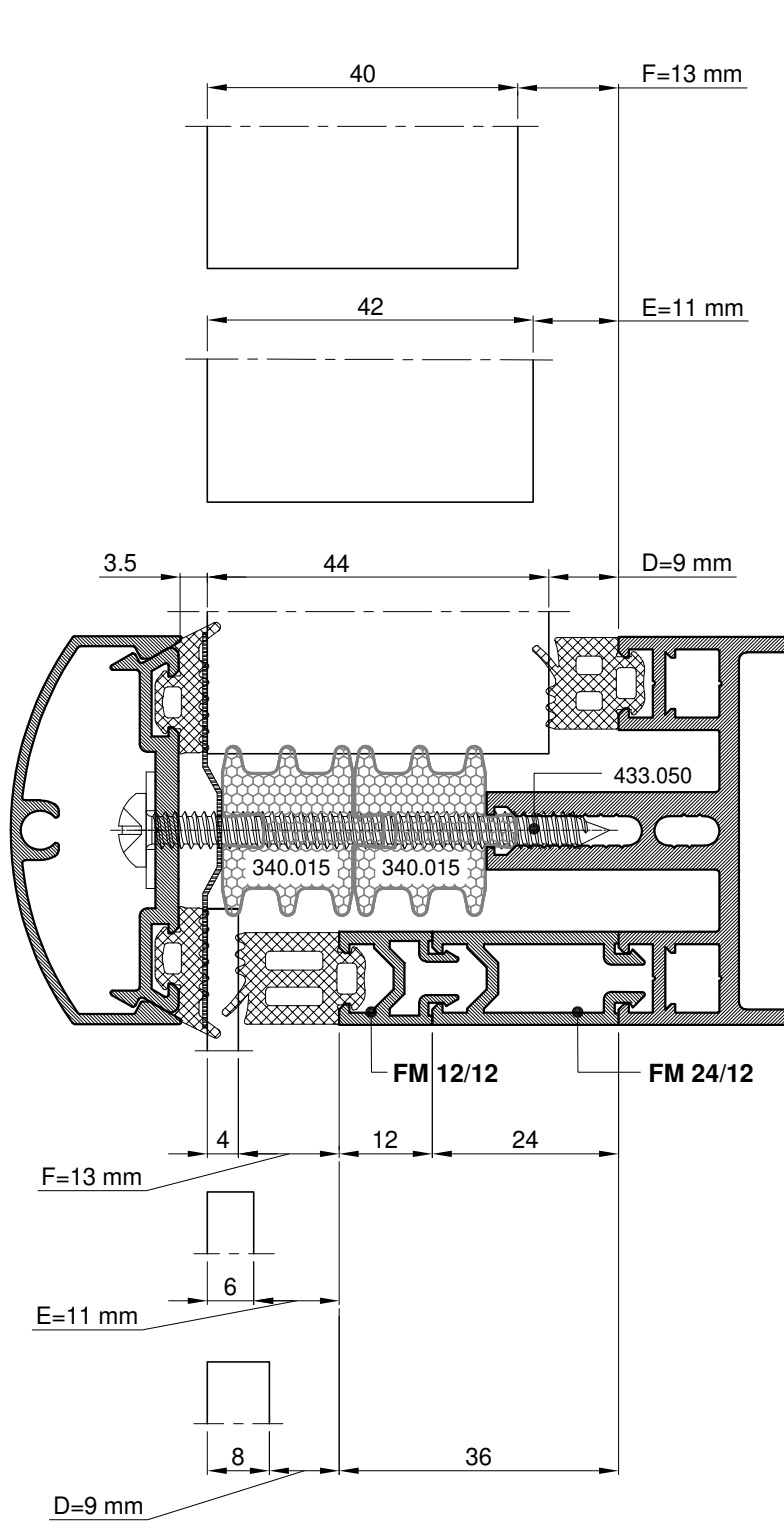
Okomica  
Mullion

Vodoravnica  
Transom



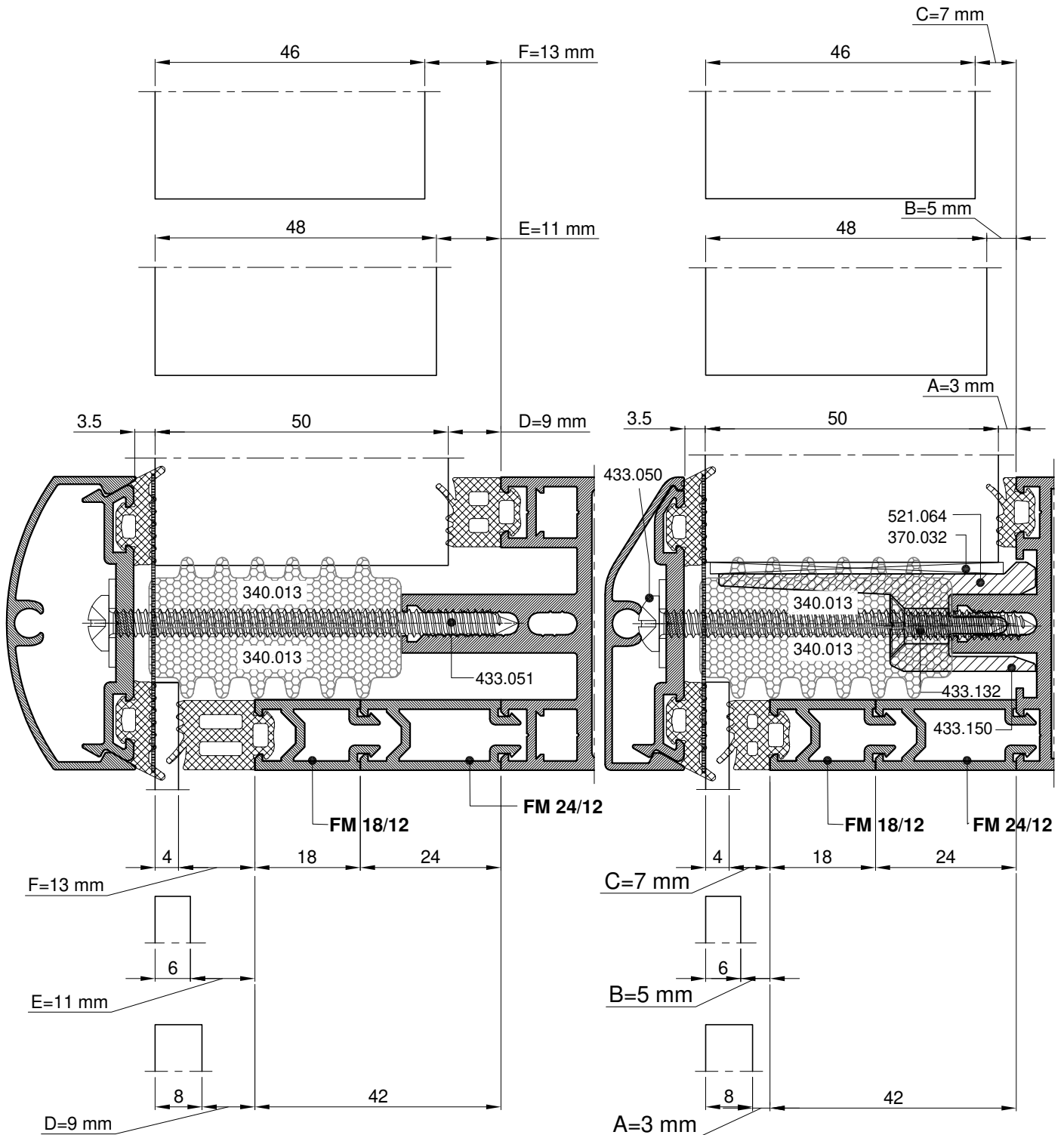
Okomica  
Mullion

Vodoravnica  
Transom



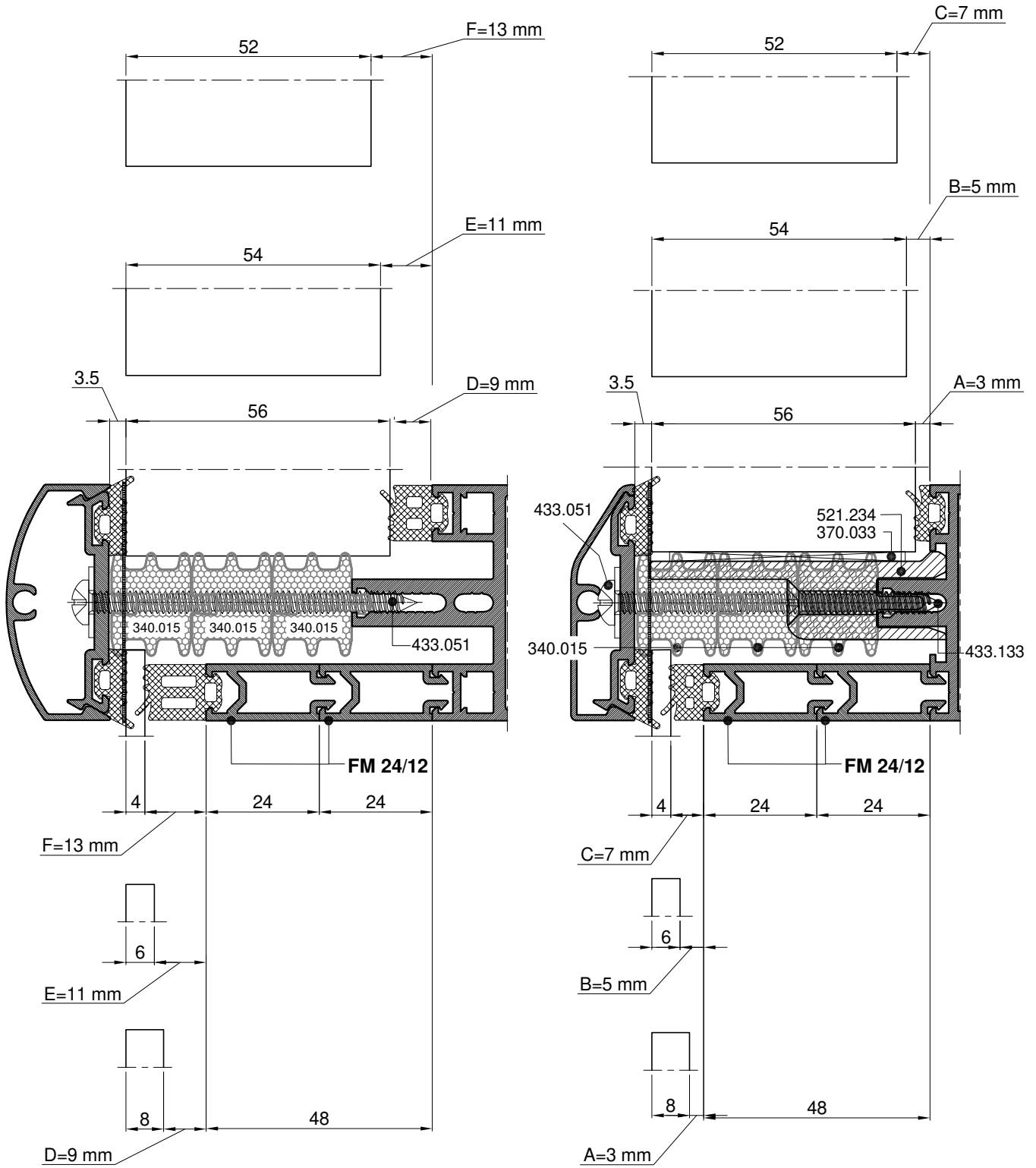
Okomica  
Mullion

Vodoravnica  
Transom



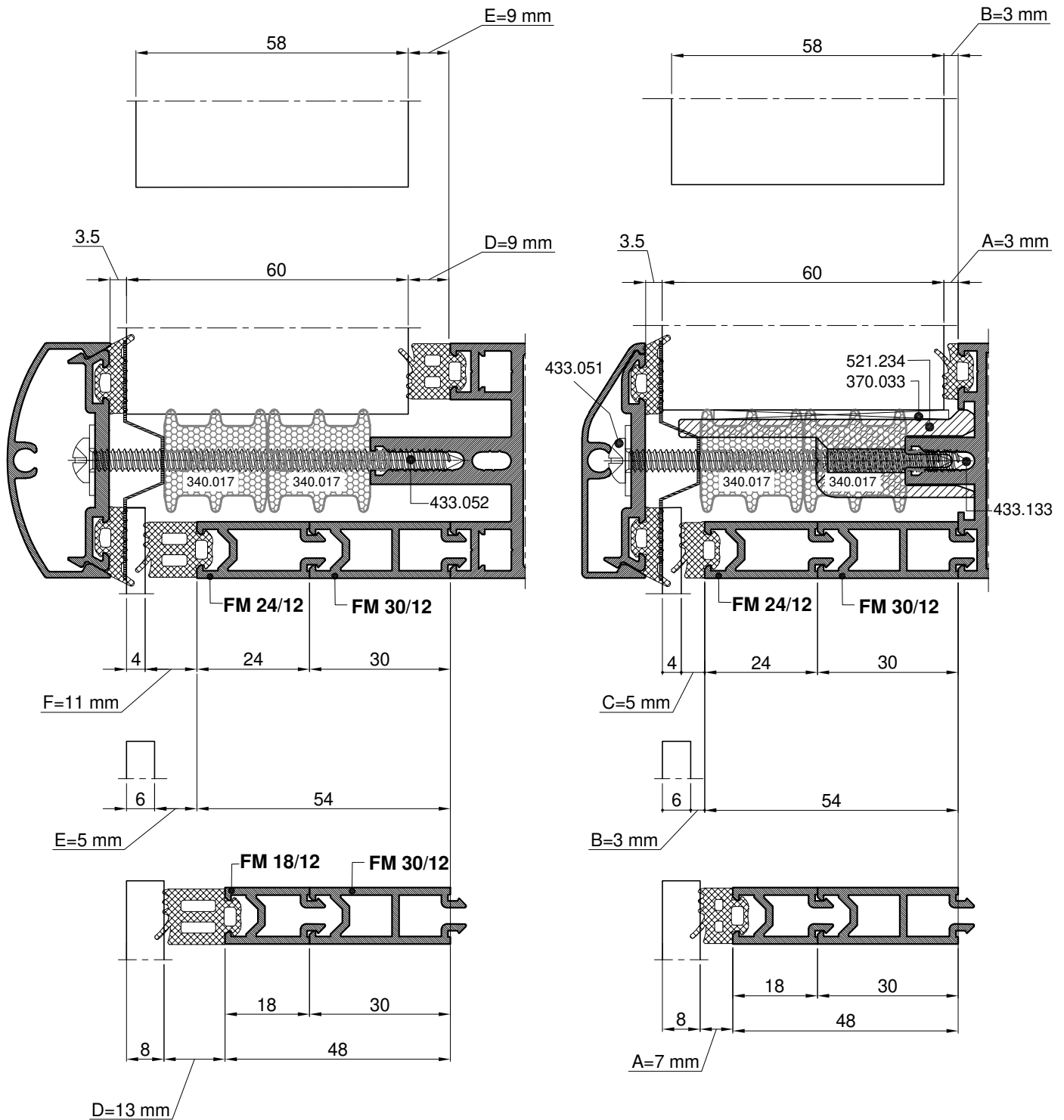
Okomica  
Mullion

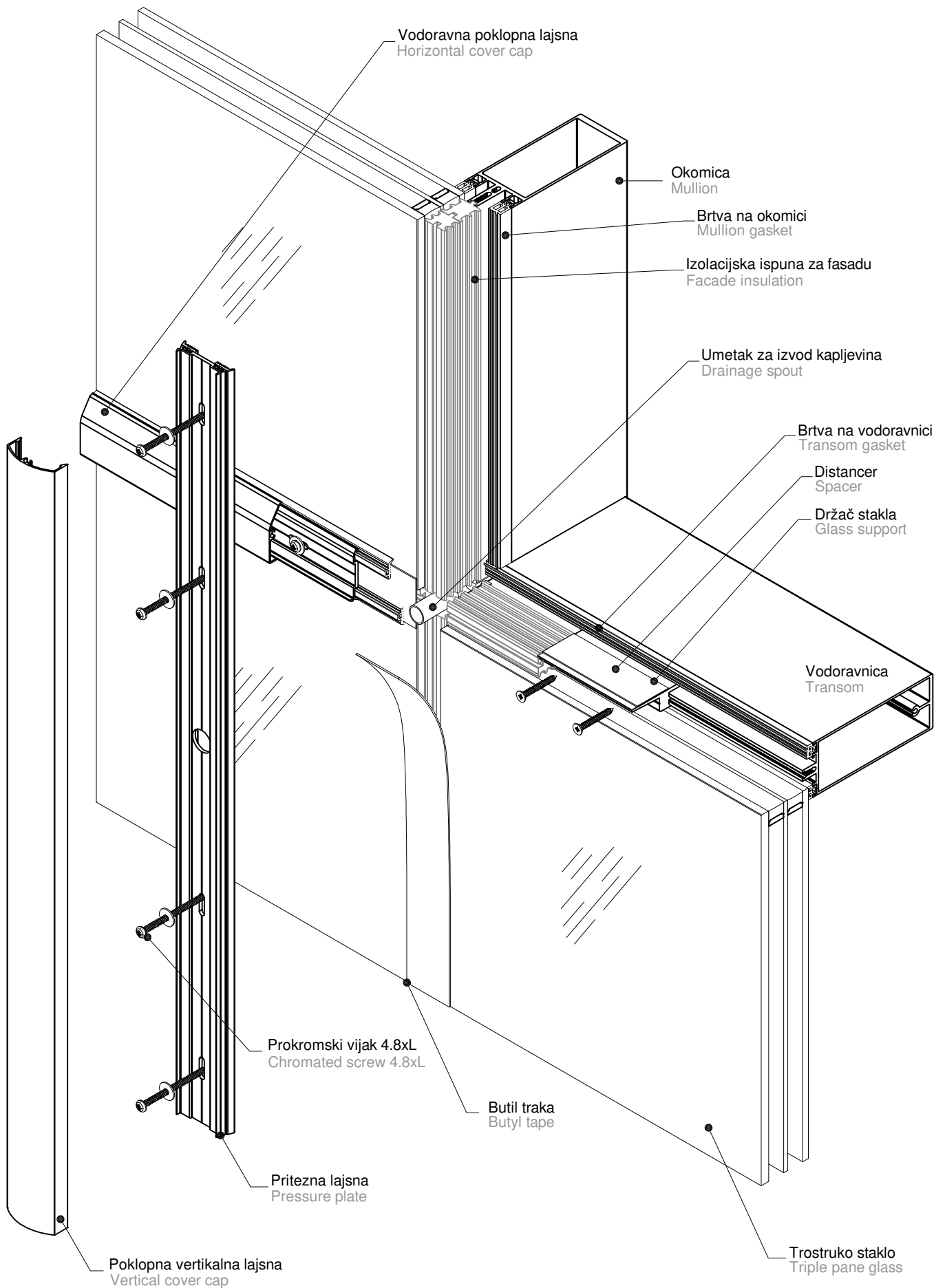
Vodoravnica  
Transom



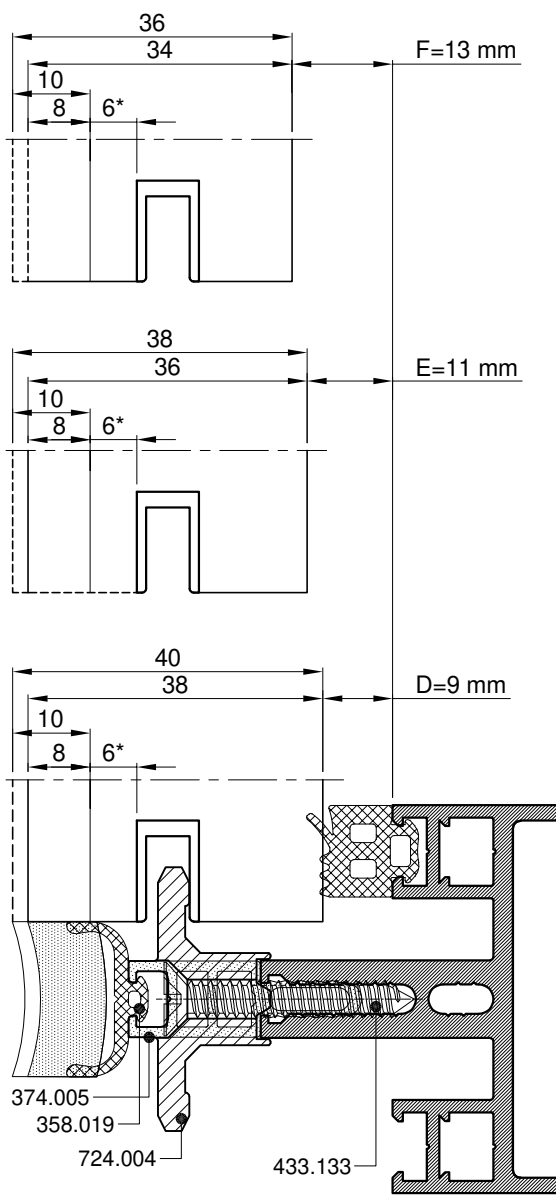
Okomica  
Mullion

Vodoravnica  
Transom

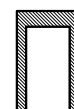
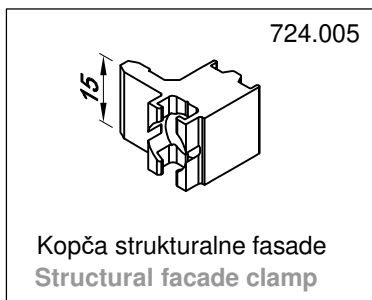
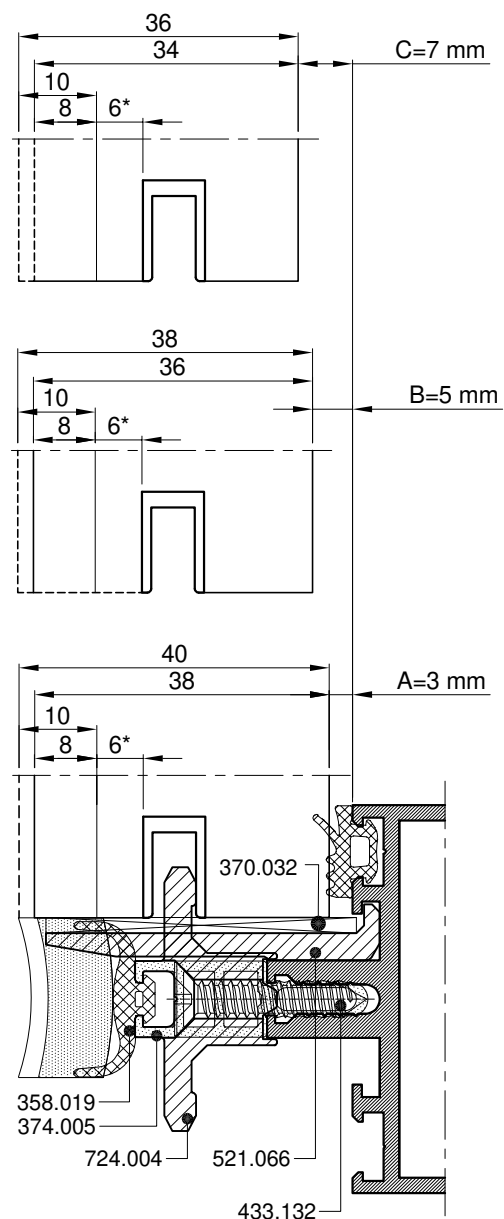




#### Okomica Mullion



#### Vodoravnica Transom

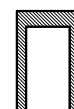
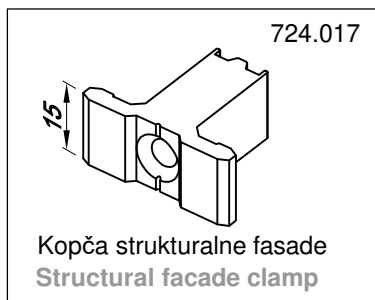
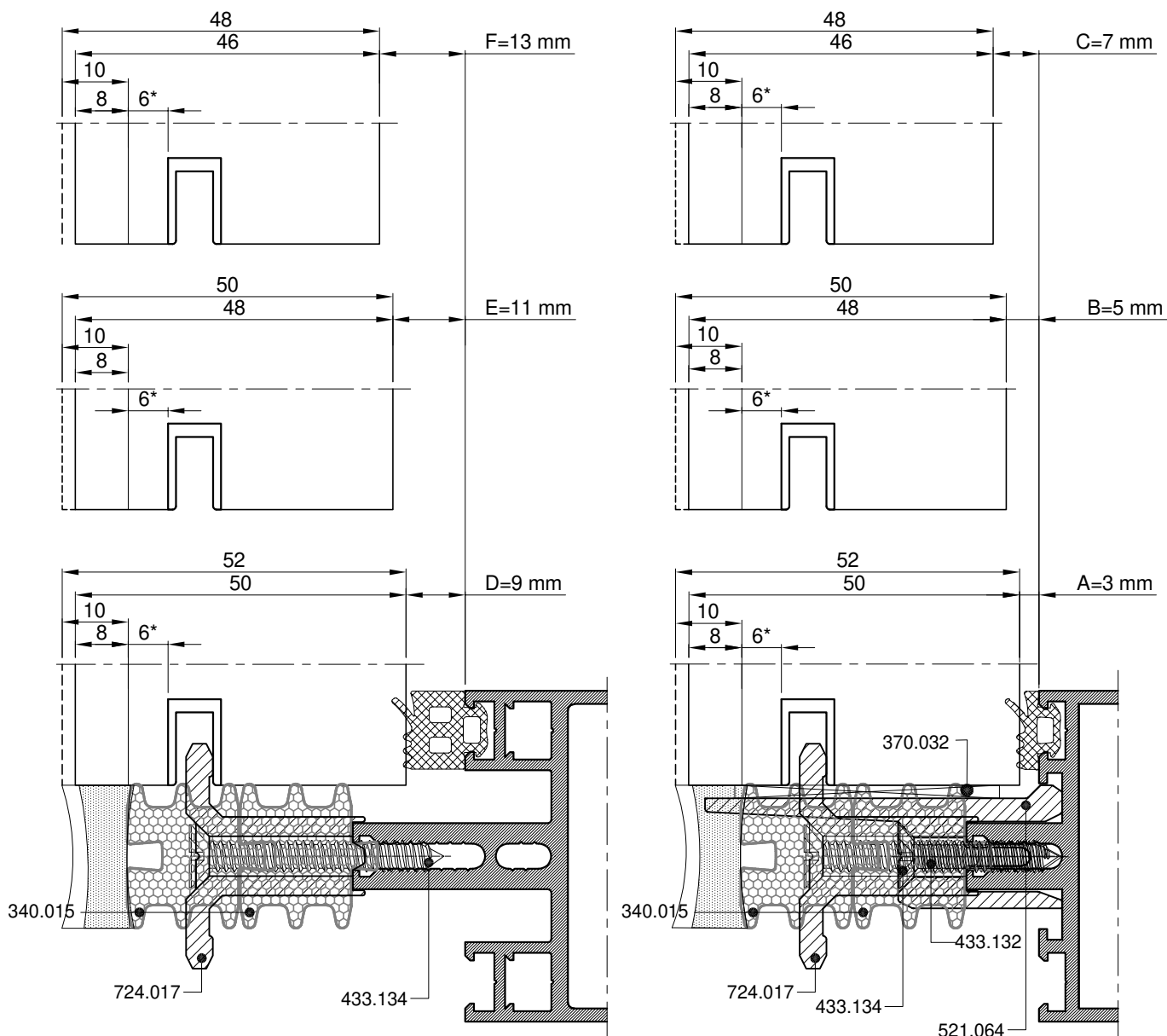


**F-0779** (eloksaža S-10  
ne starija od 6 mjeseci)  
**F-0779** (eloxated in S-10  
no earlier than six months ago)

\*DEBLJINA STRUKTURALNOG KITA STAKLA min 6mm\*  
\*STRUCTURAL SEALANT THICKNESS min 6mm\*

#### Okomica Mullion

#### Vodoravnica Transom

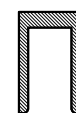
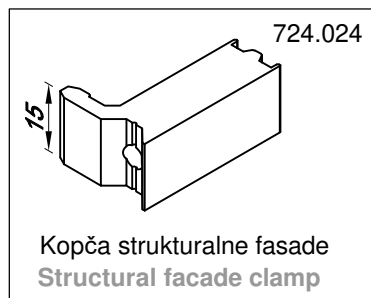
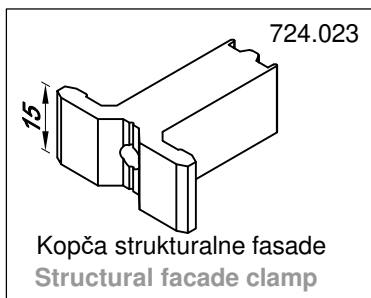
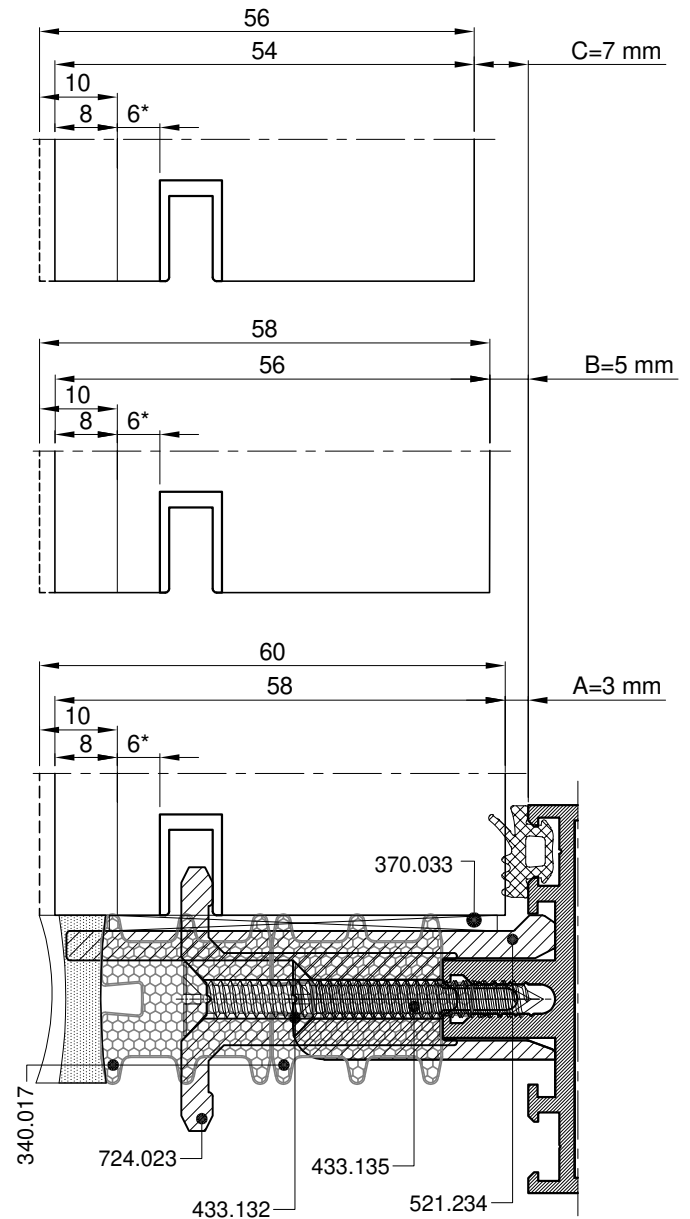
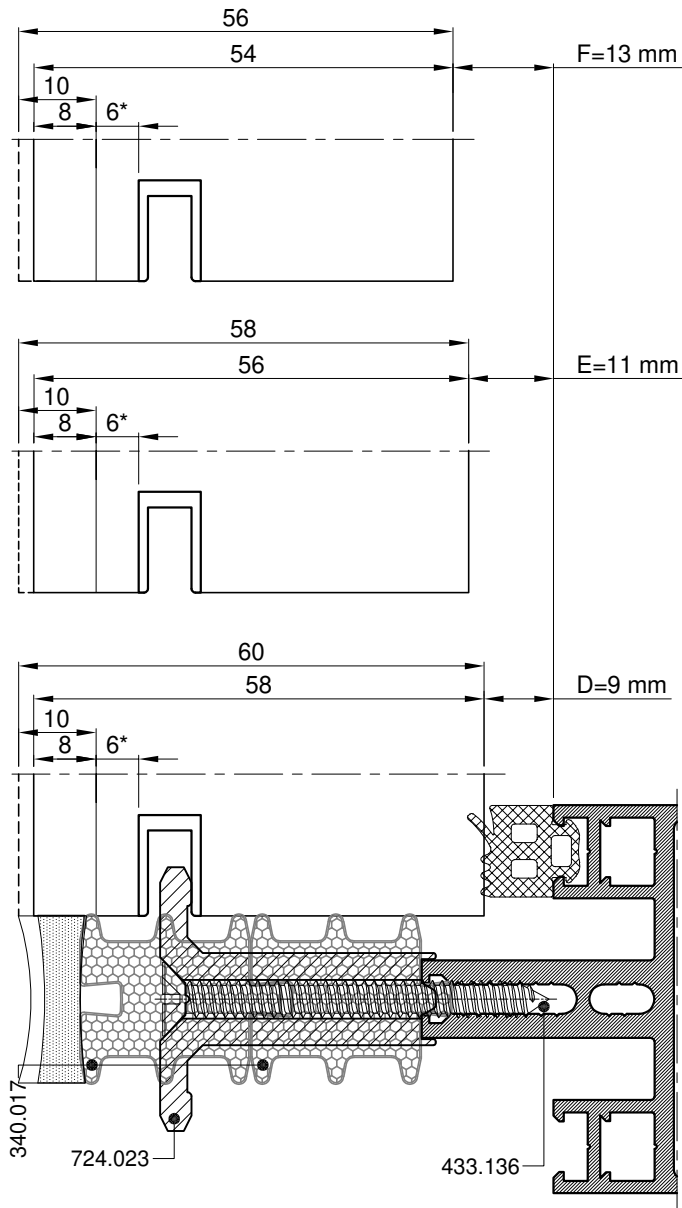


**F-0779** (eloksaža S-10  
ne starija od 6 mjeseci)  
**F-0779** (eloxated in S-10  
no earlier than six months ago)

\*DEBLJINA STRUKTURALNOG KITA STAKLA min 6mm\*  
\*STRUCTURAL SEALANT THICKNESS min 6mm\*

#### Okomica Mullion

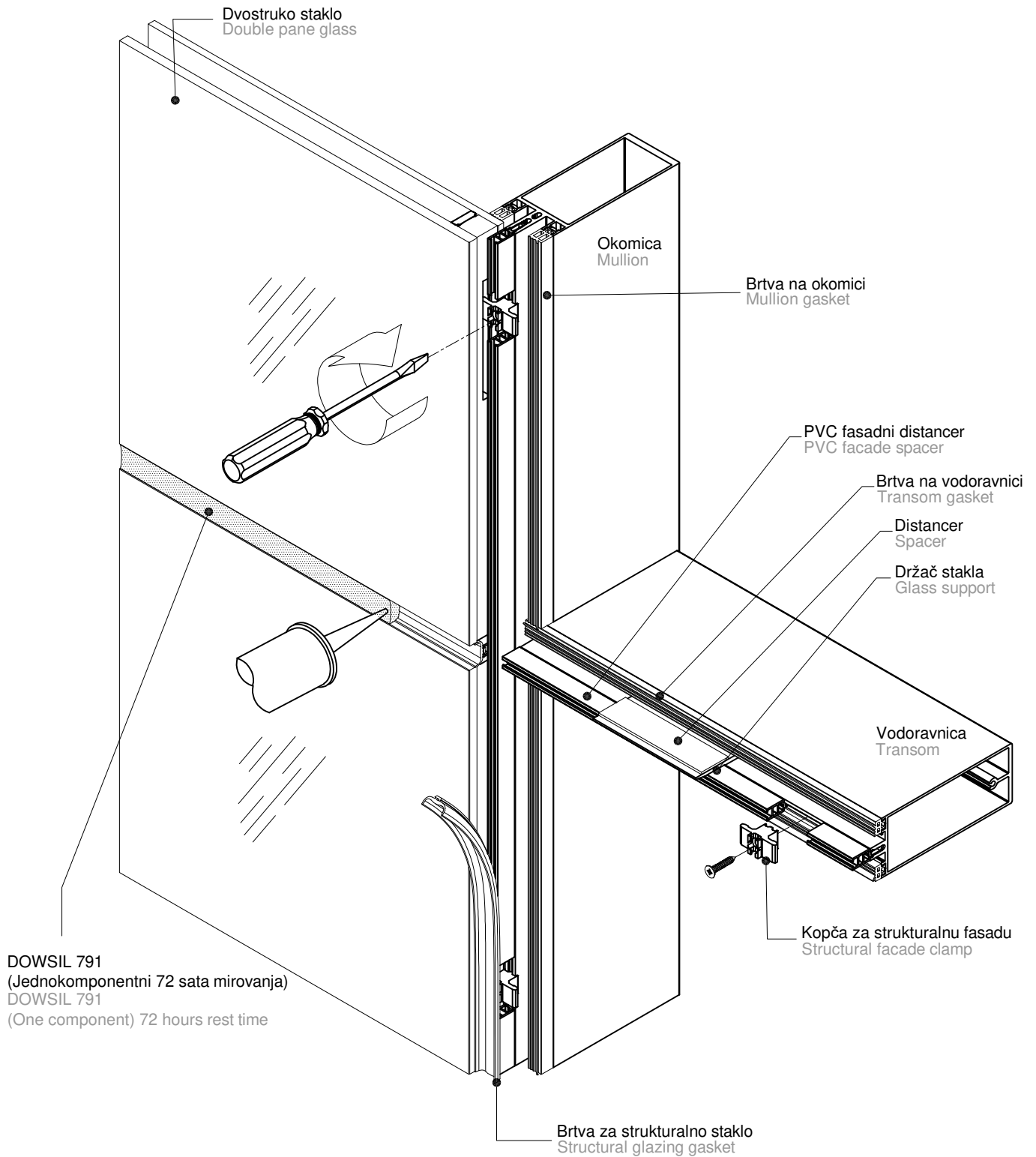
#### Vodoravnica Transom

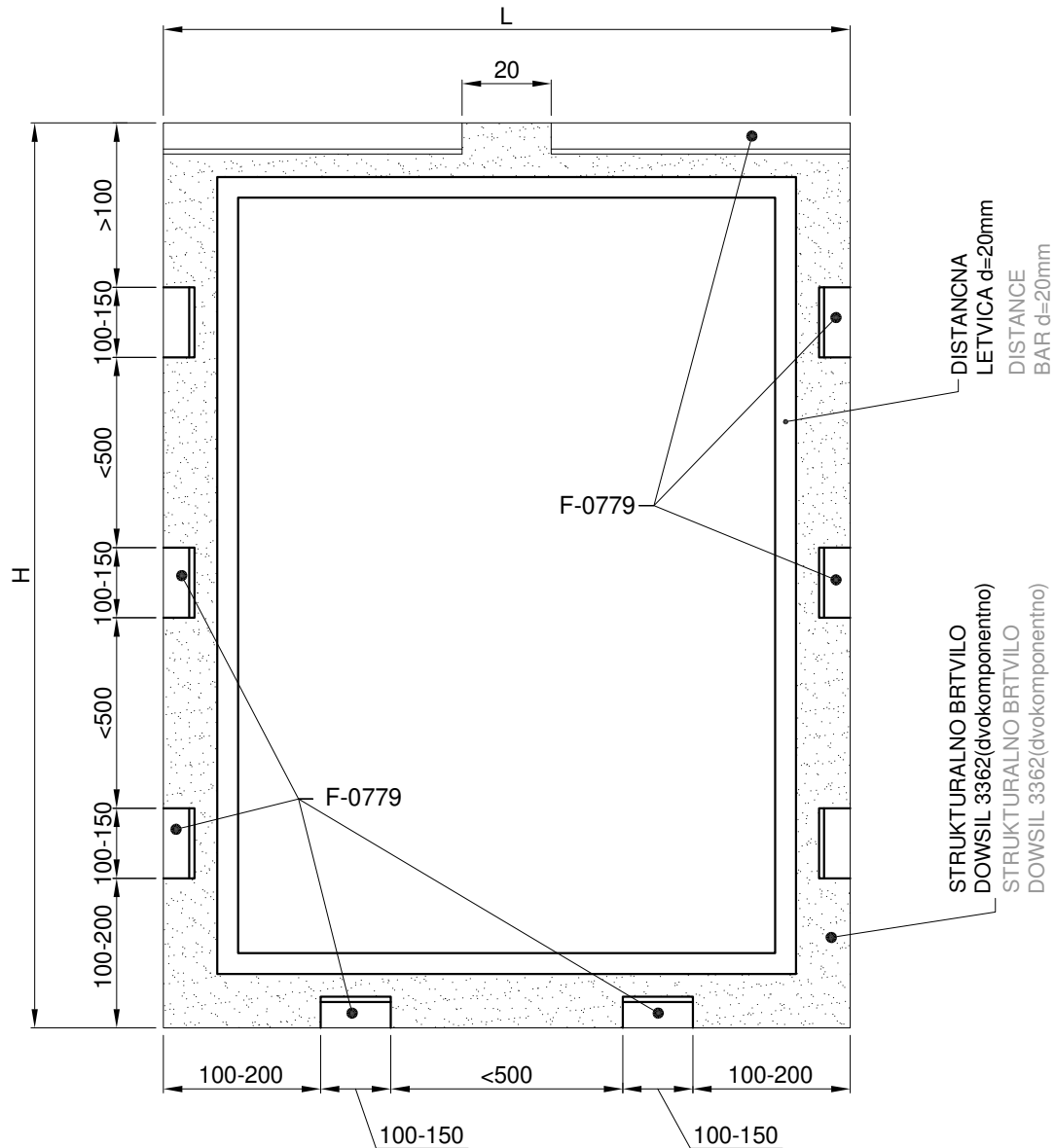


**F-0779** (eloksaza S-10  
ne starija od 6 mjeseci)  
**F-0779** (eloxated in S-10  
no earlier than six months ago)

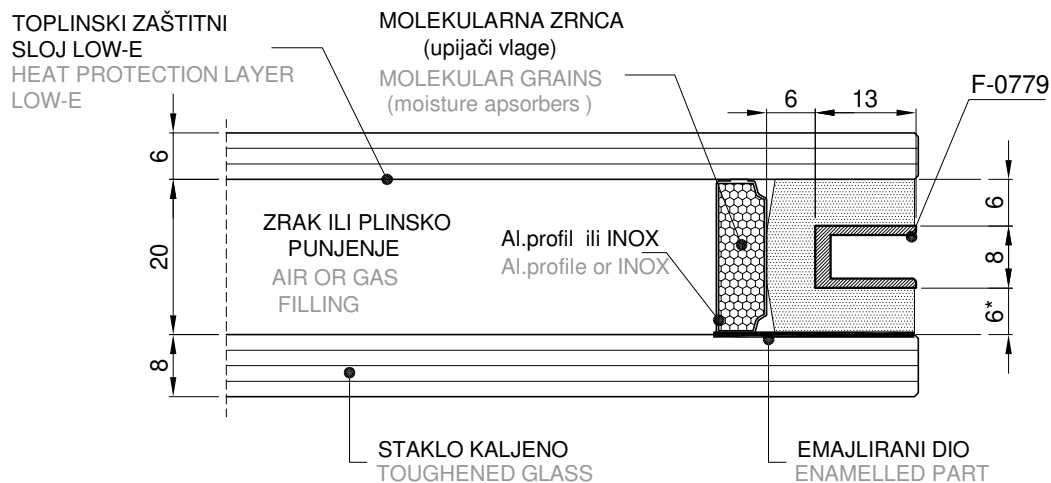
\*DEBLJINA STRUKTURALNOG KITA STAKLA min 6mm\*

\*STRUCTURAL SEALANT THICKNESS min 6mm\*

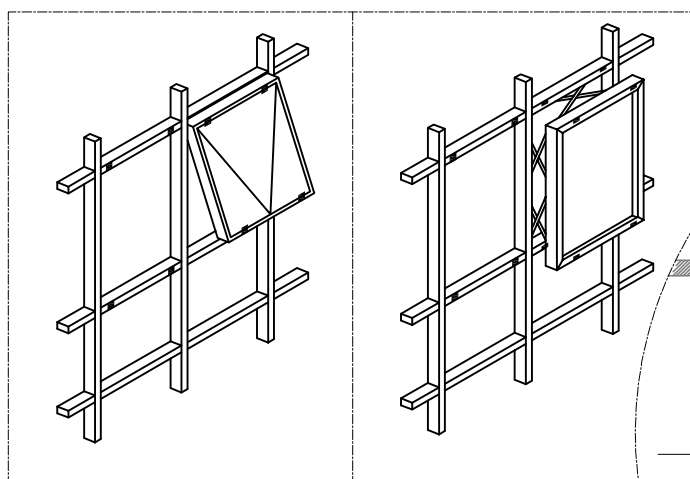
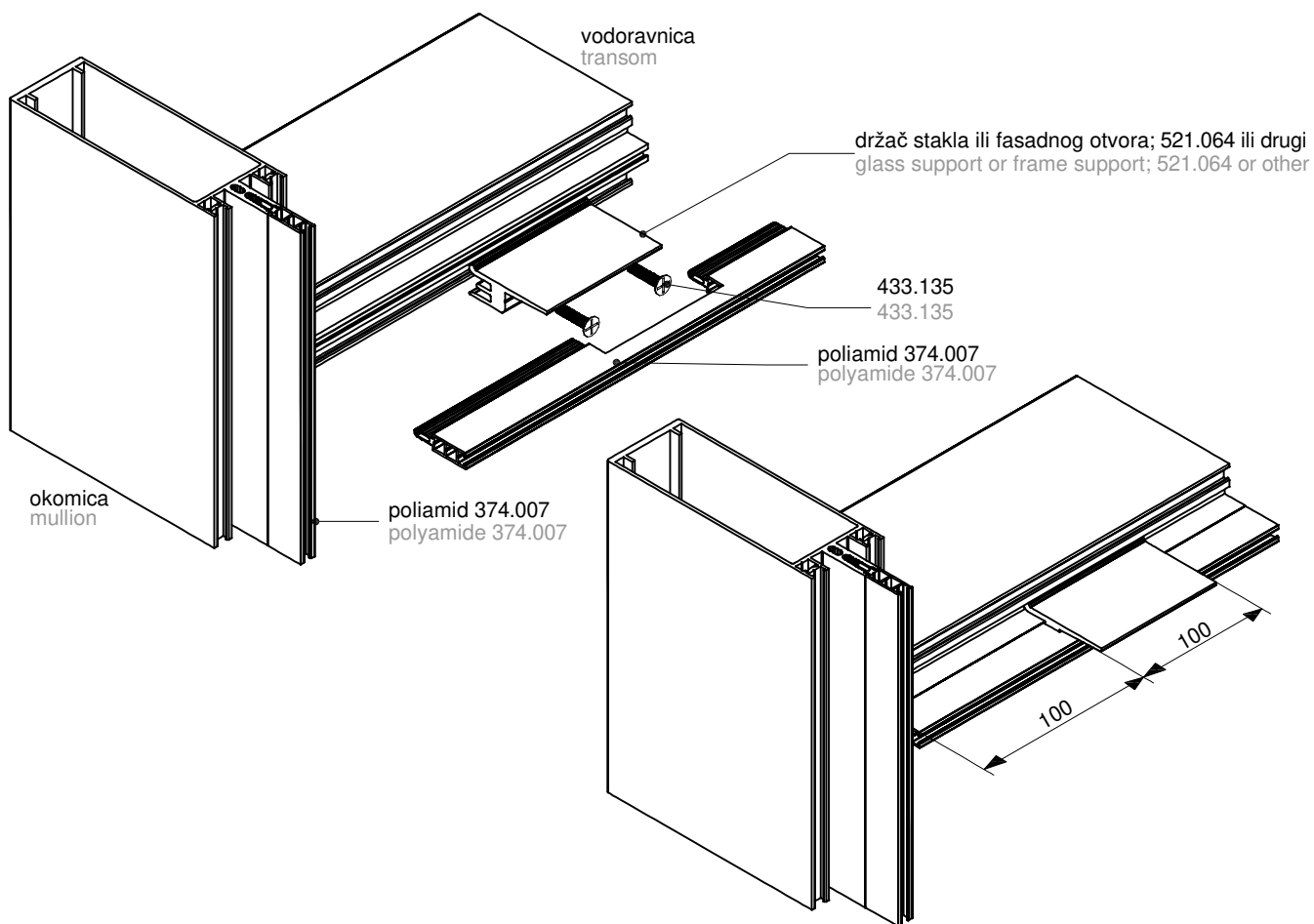




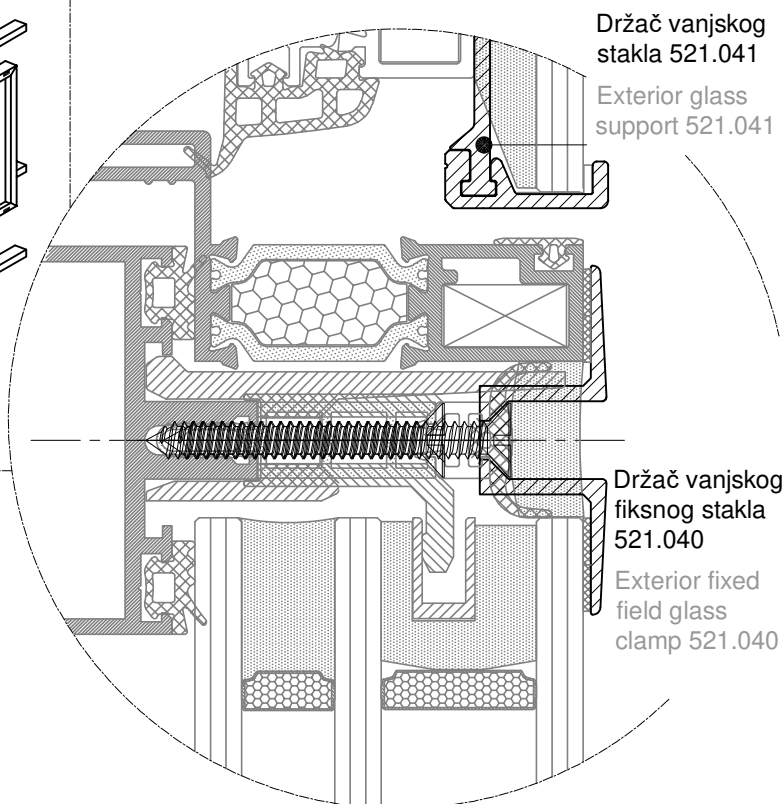
Primjer presjeka stakla za strukturalnu fasadu:  
Example cross-section of structural facade glass:

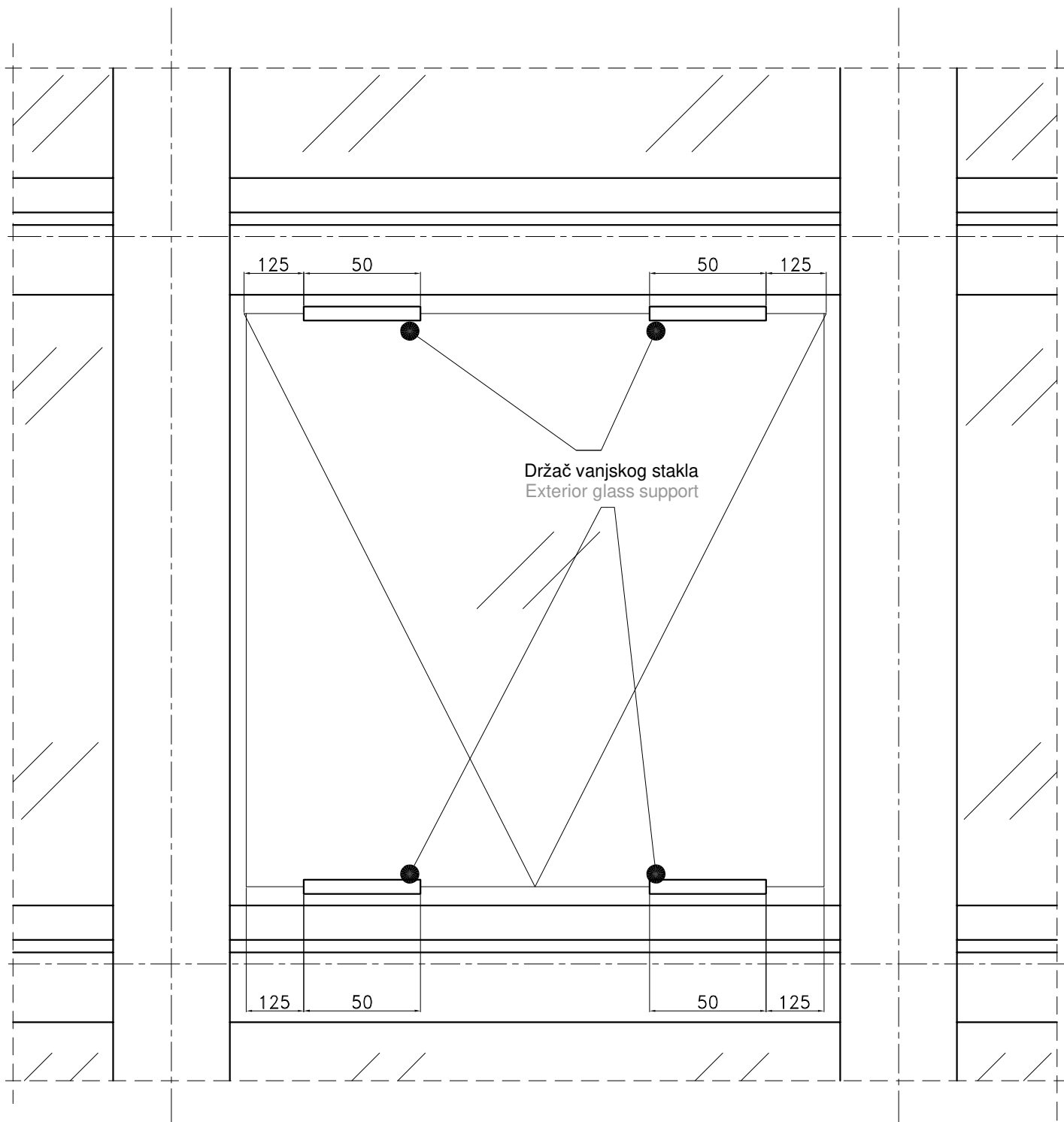


\*DEBLJINA STRUKTURALNOG KITA min 6mm\* \*STRUCTURAL SEALANT THICKNESS min 6mm\*

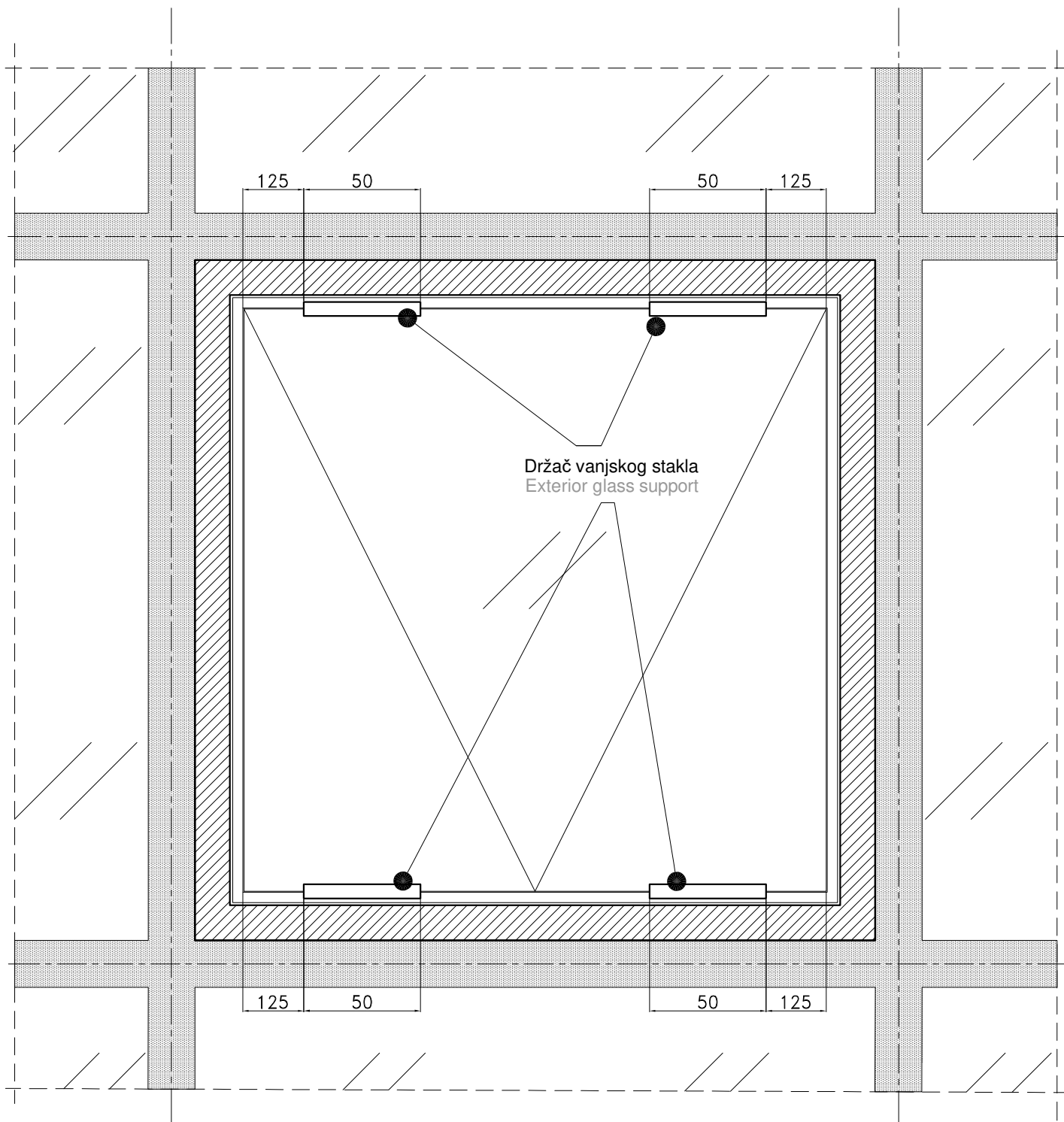


Osiguranje vanjskog stakla strukturalne fasade od ispadanja prema normi DIN EN 13022  
 Securing the exterior glass of stick facade from fallout according to the norm DIN EN 13022



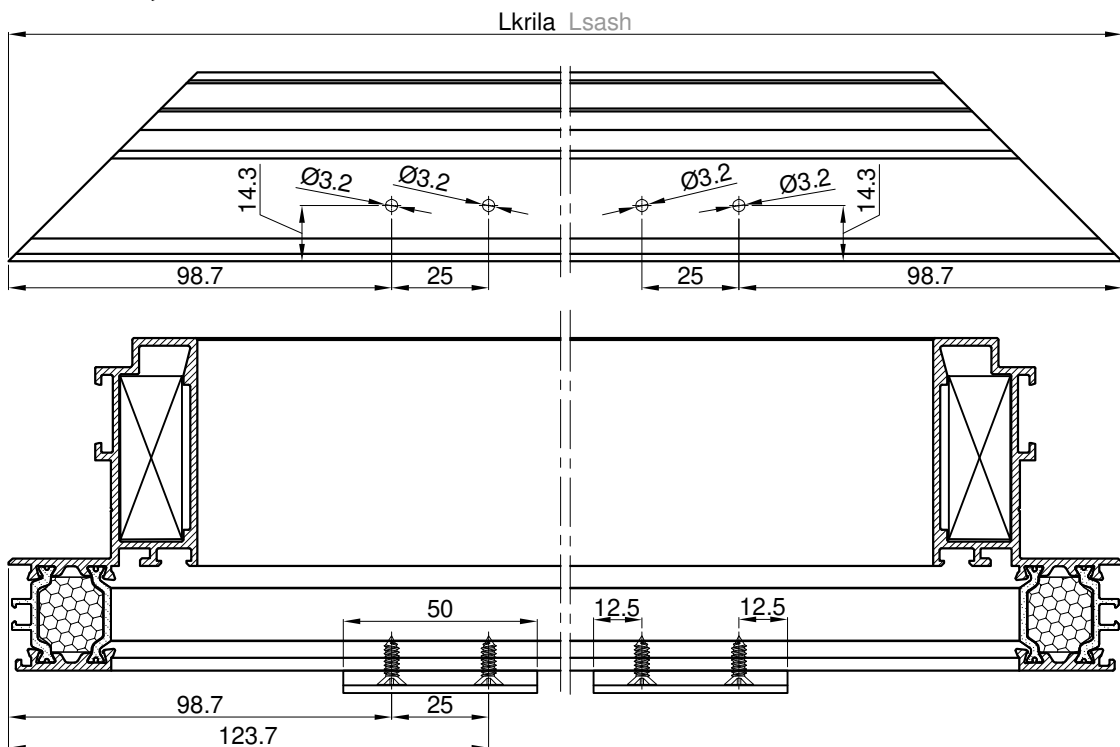
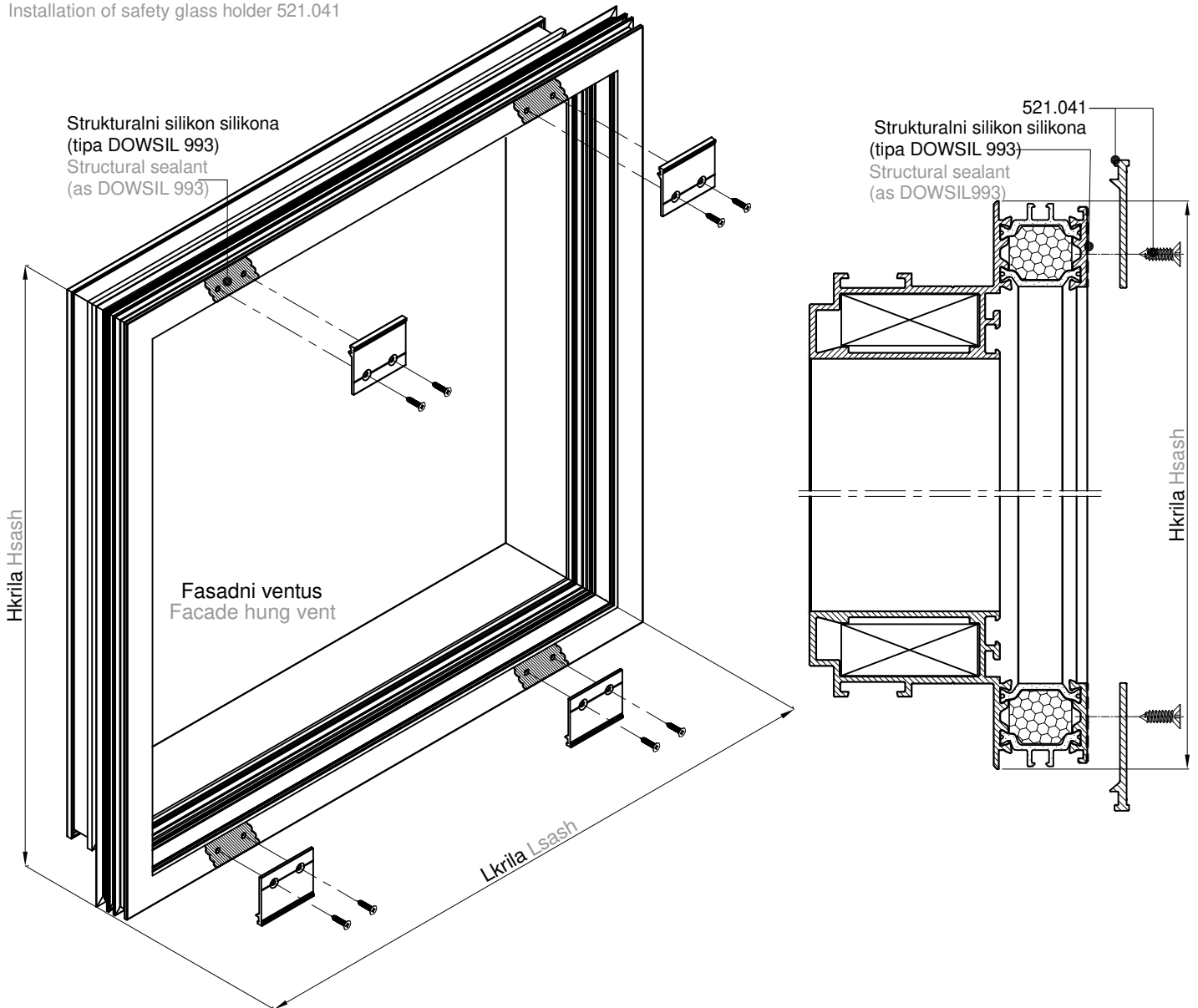


Držać vanjskog stakla Exterior glass support	Profil fasadnog krila Facade sash profile
521.007, 521.023	FT-0157
521.041	FT-0162, FT-0164, FT-0170, FT-0186

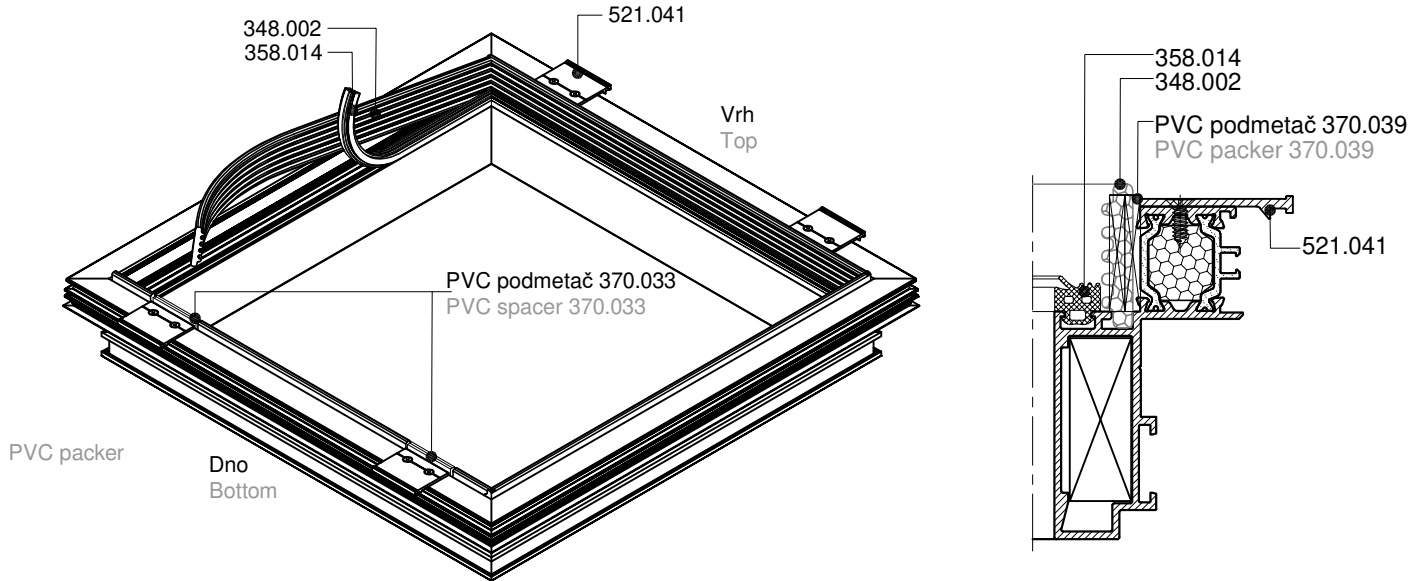


Držač vanjskog stakla Exterior glass support	Profil fasadnog krila Facade sash profile
521.007, 521.023	FT-0157
521.041	FT-0162, FT-0164, FT-0170, FT-0186

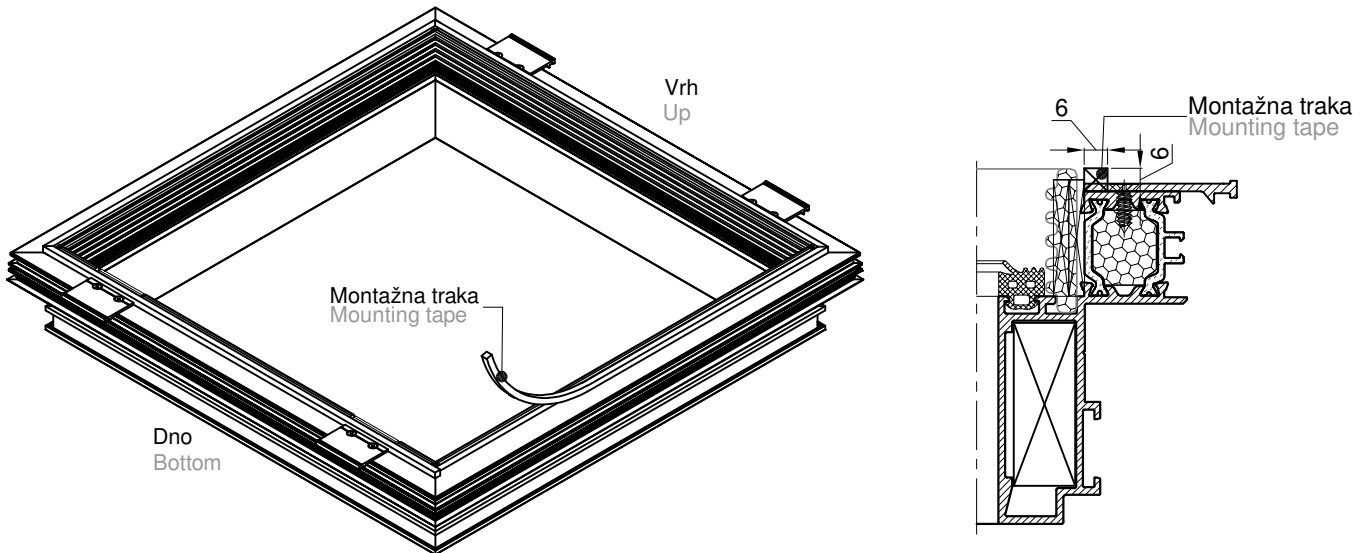
Montiranje sigurnosnog držača stakla 521.041  
Installation of safety glass holder 521.041



Montiranje izolacijske ispune 348.002, unutrašnje brtve 358.014 i PVC podmetača  
Installation of insulation 348.002, interior gasket 358.014 and PVC spacer

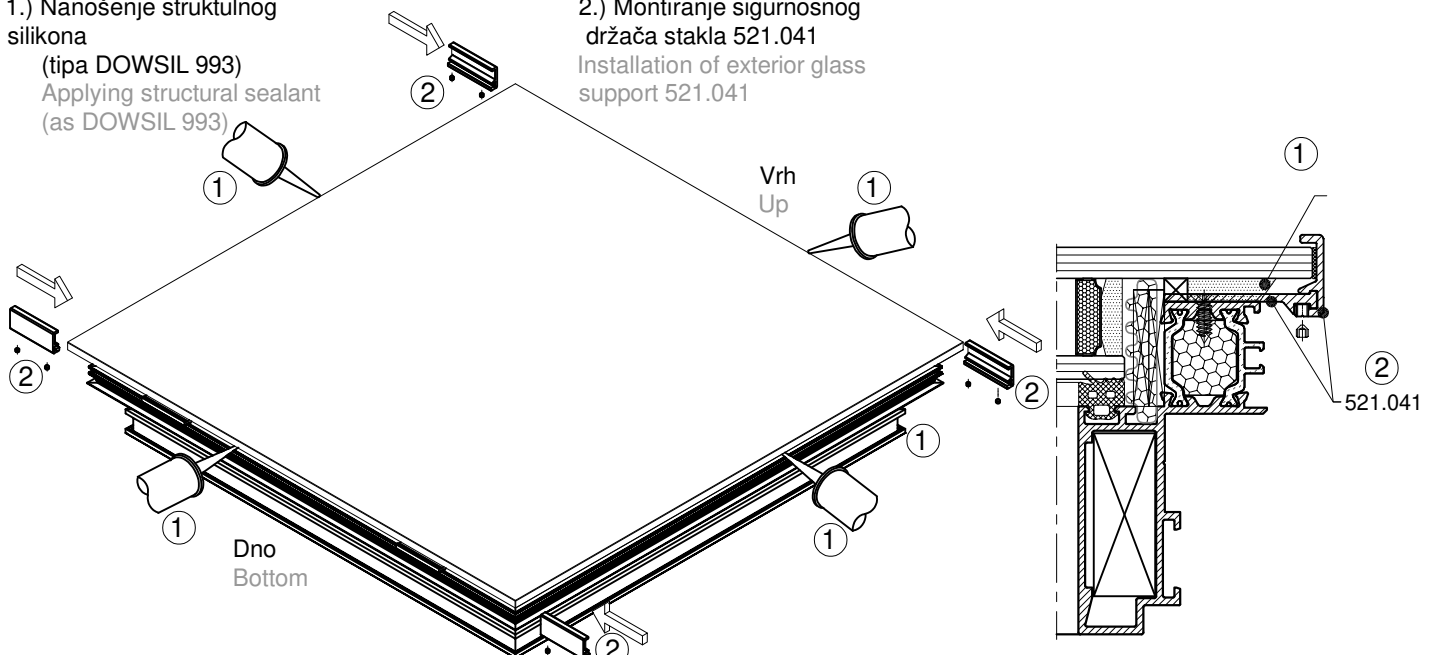


Postavljanje montažne trake (6 x 6 mm)  
Positioning of installation tape (6 x 6 mm)



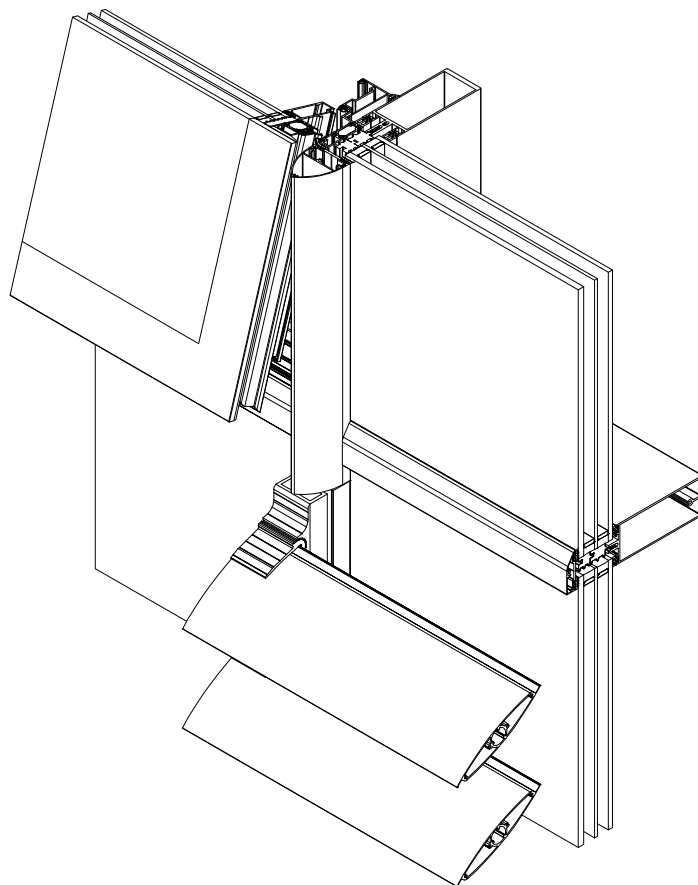
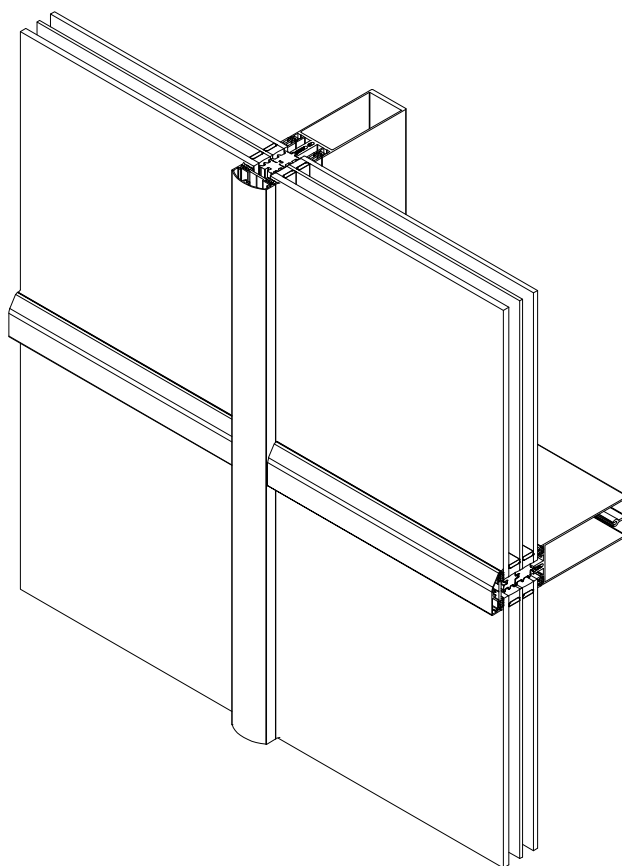
1.) Nanošenje strukturalnog silikona (tipa DOWSIL 993)  
Applying structural sealant (as DOWSIL 993)

2.) Montiranje sigurnosnog držača stakla 521.041  
Installation of exterior glass support 521.041

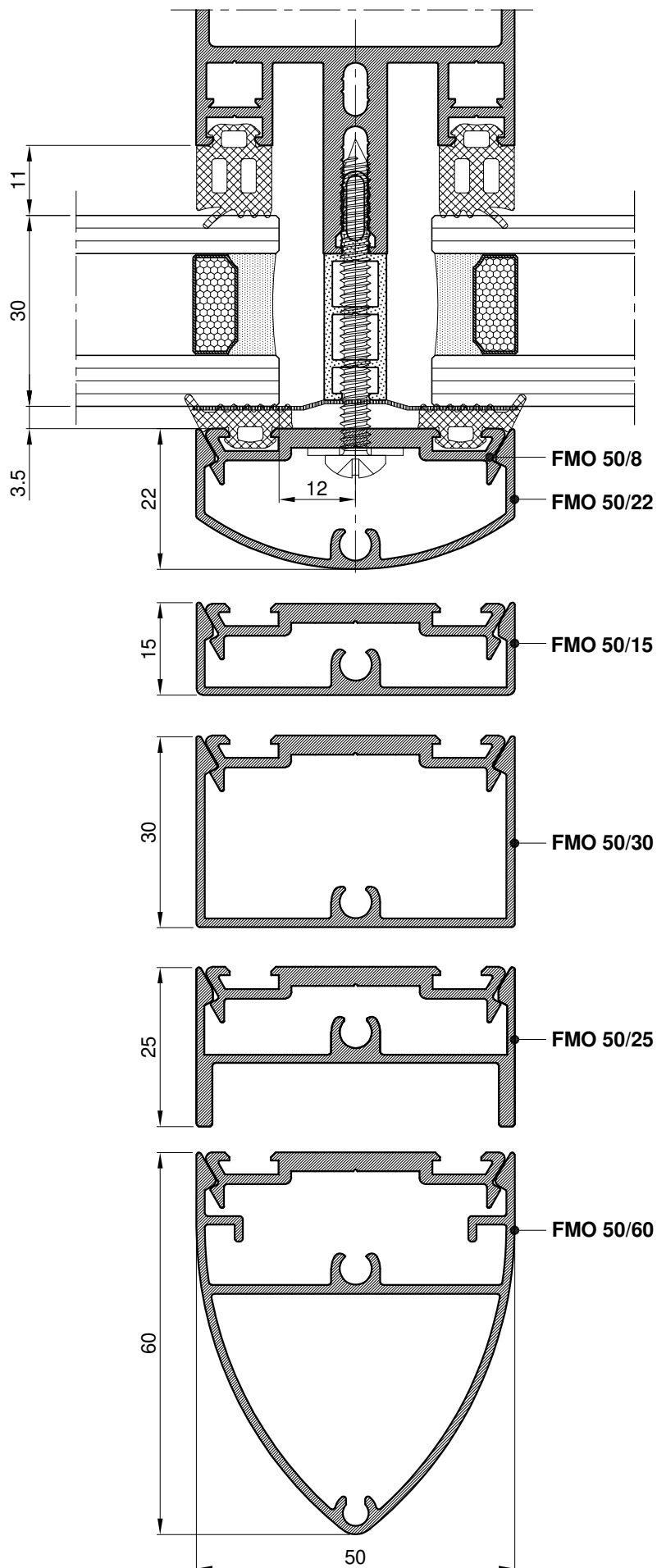
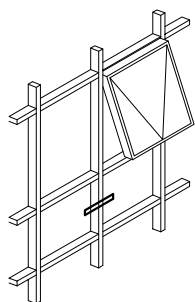


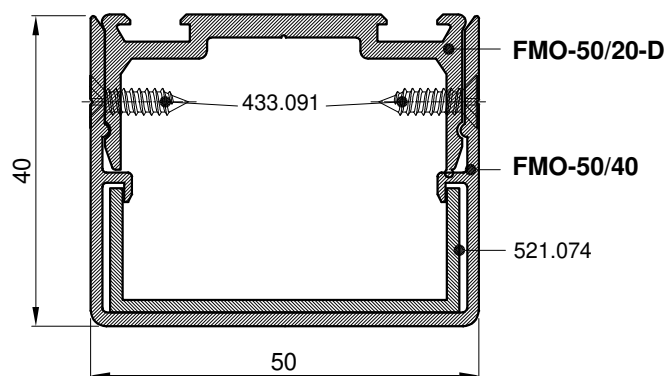
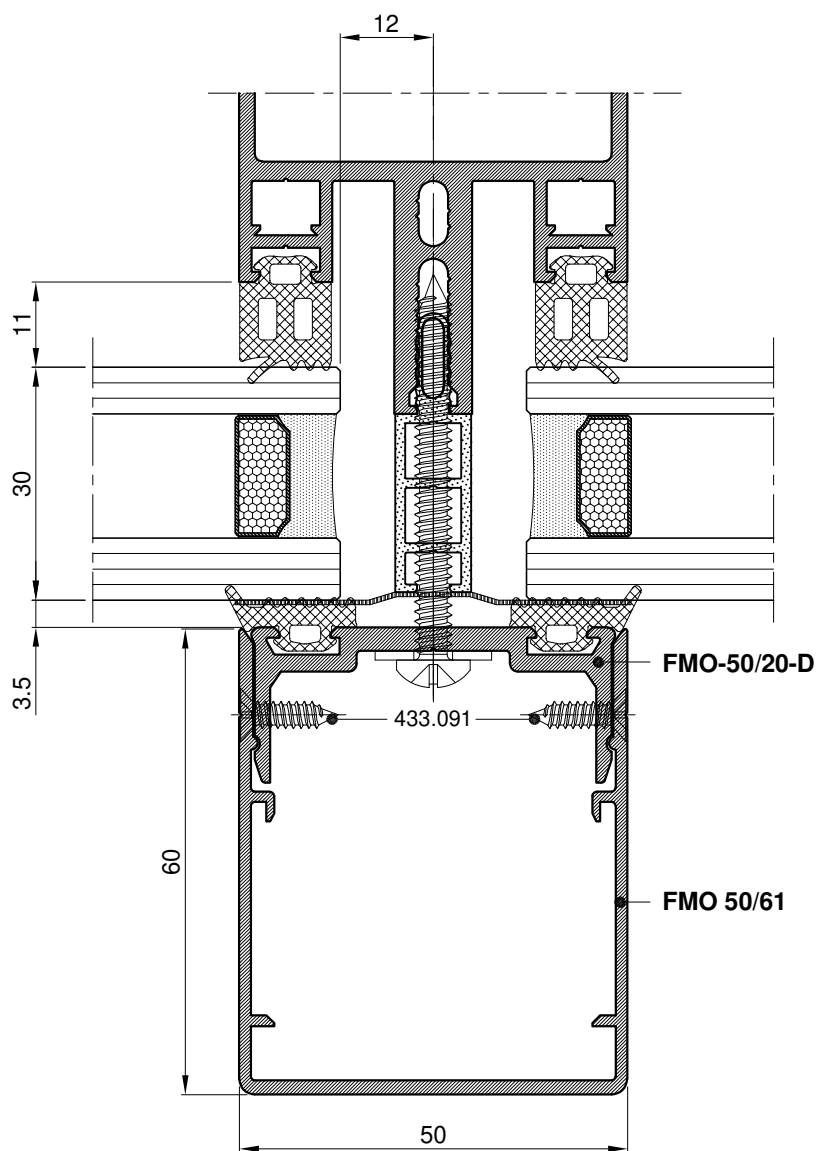
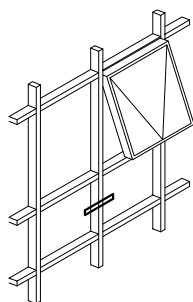
# Presjeci Cross sections

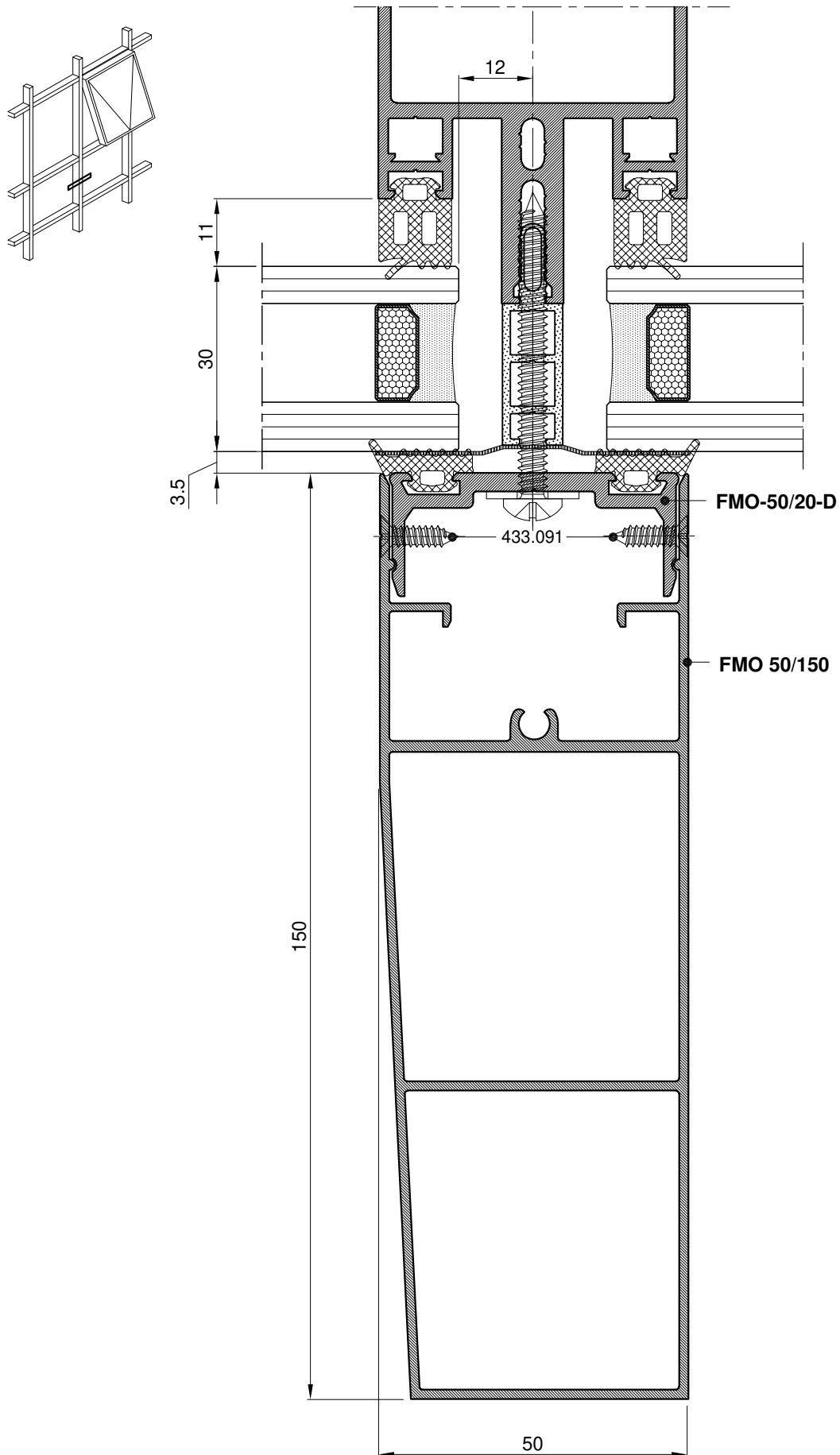


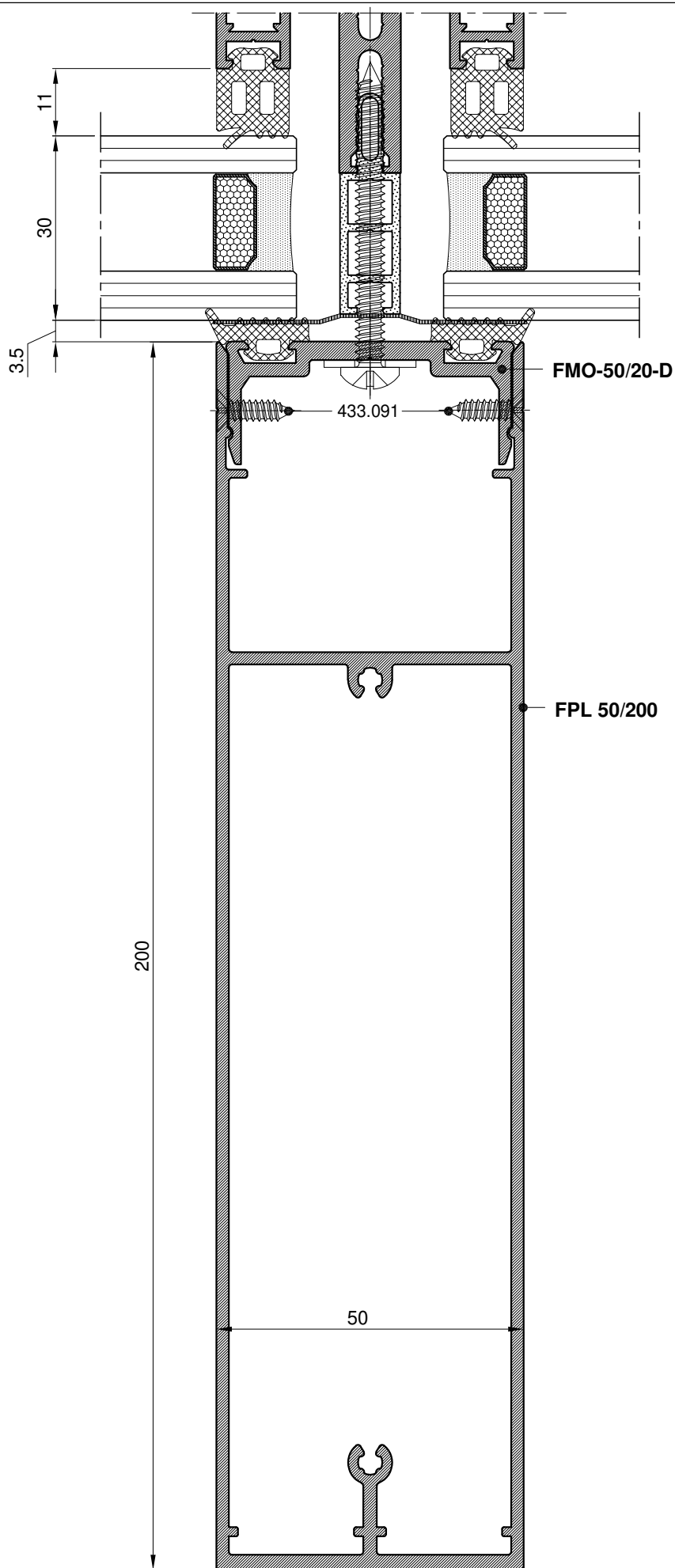
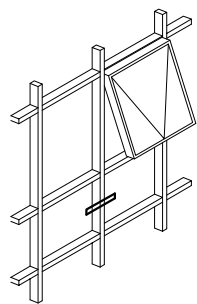


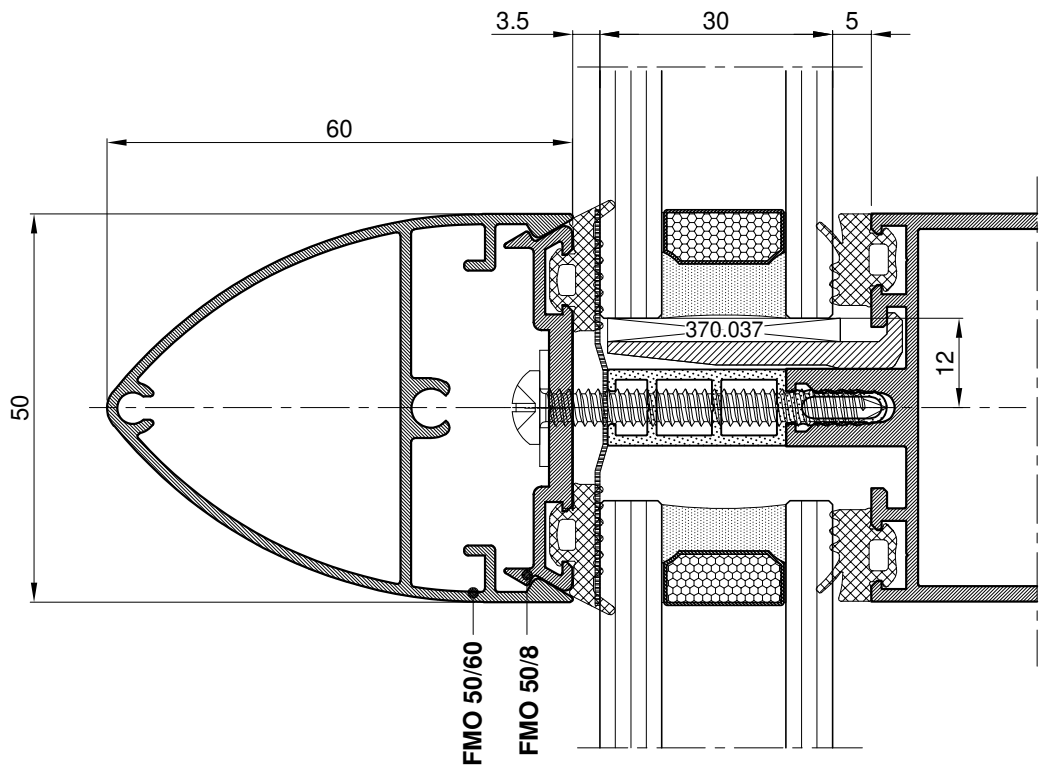
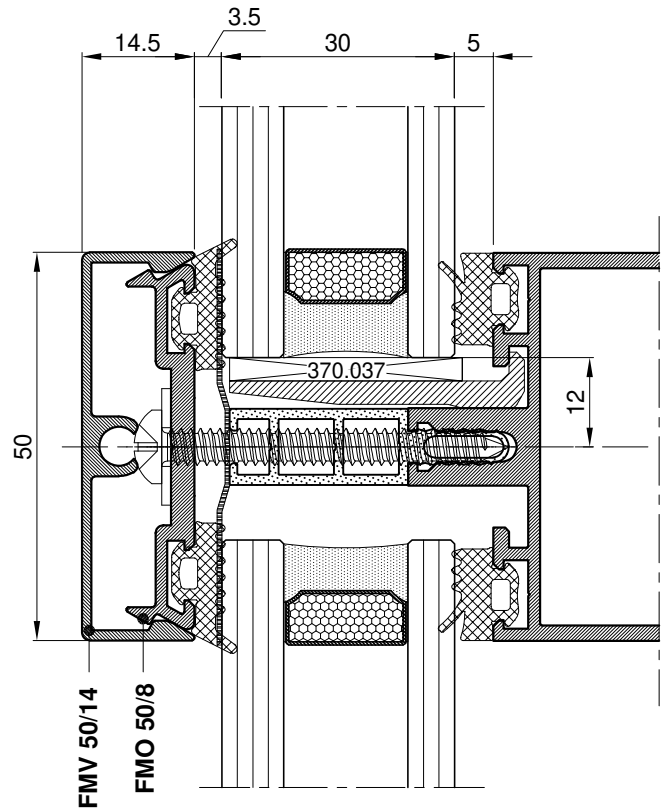
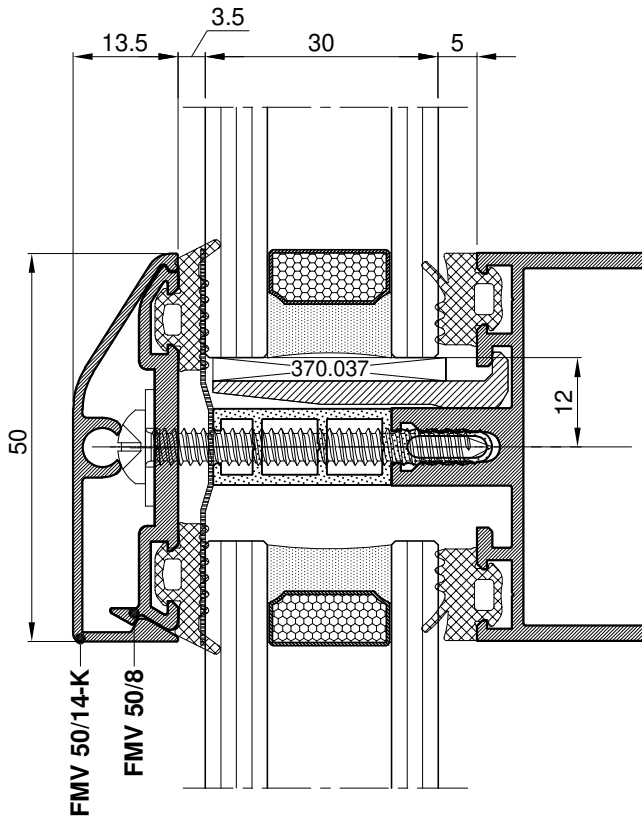
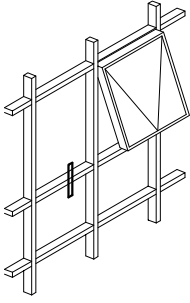




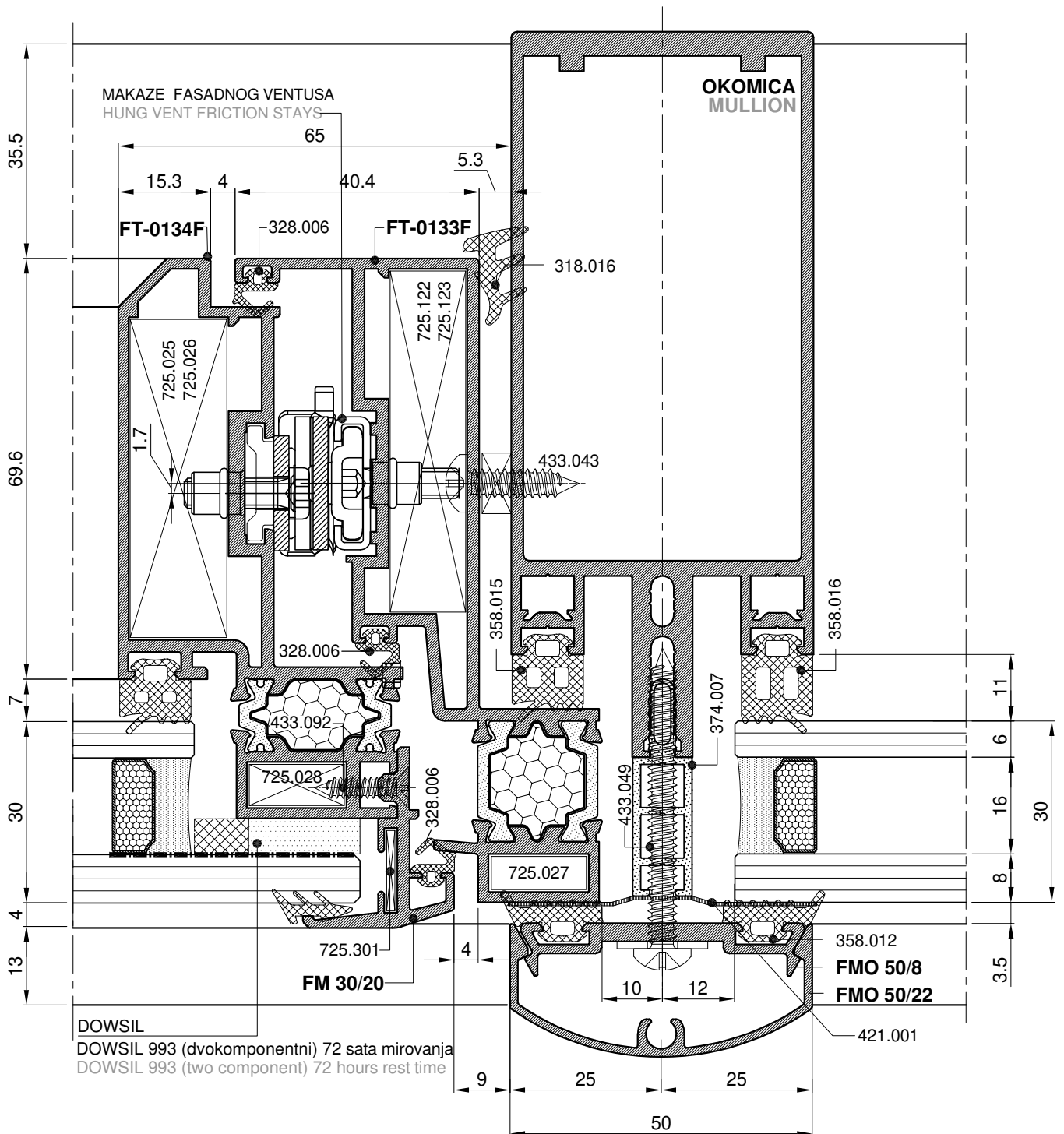
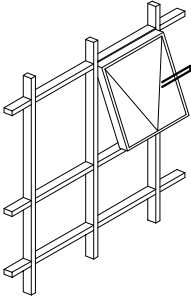


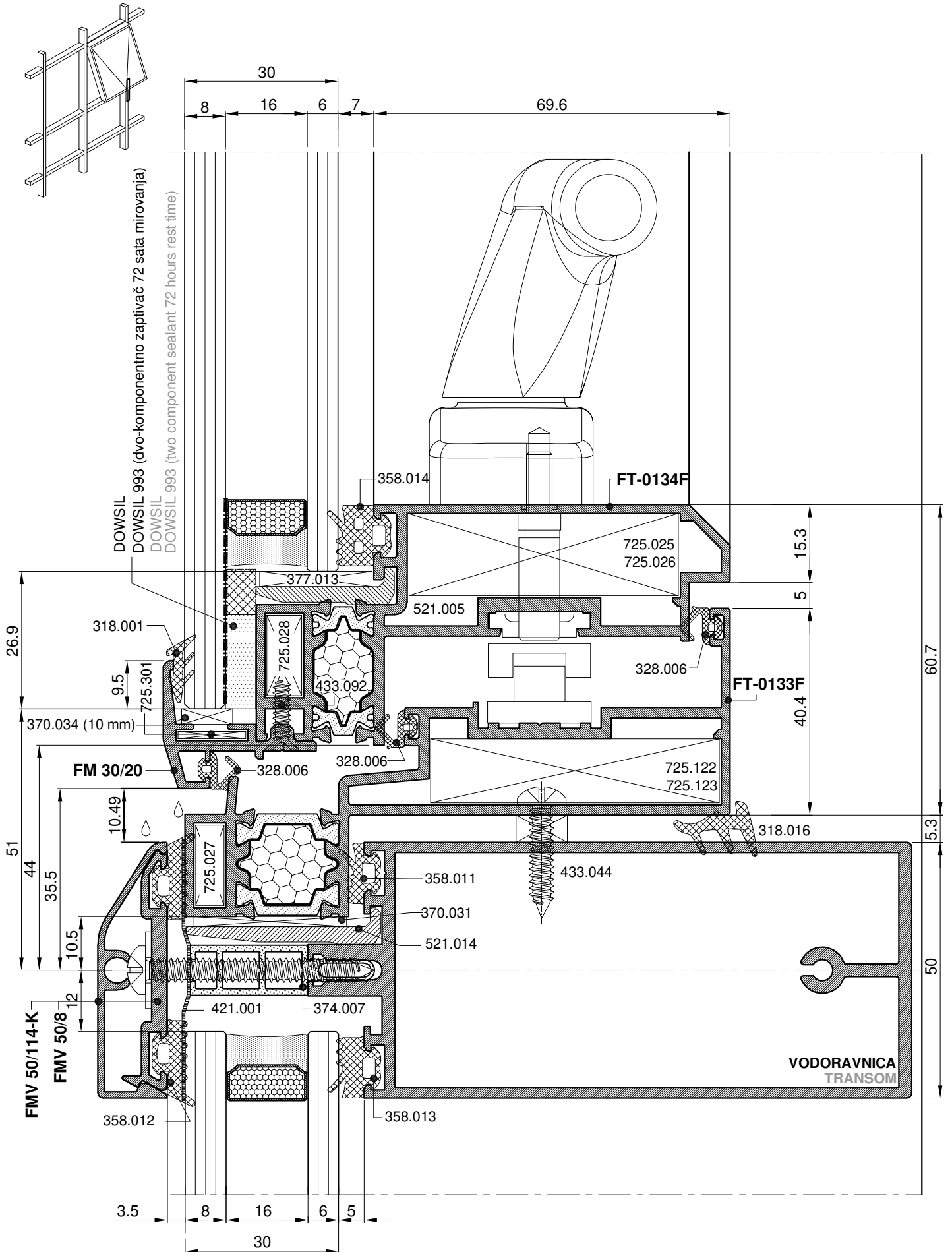


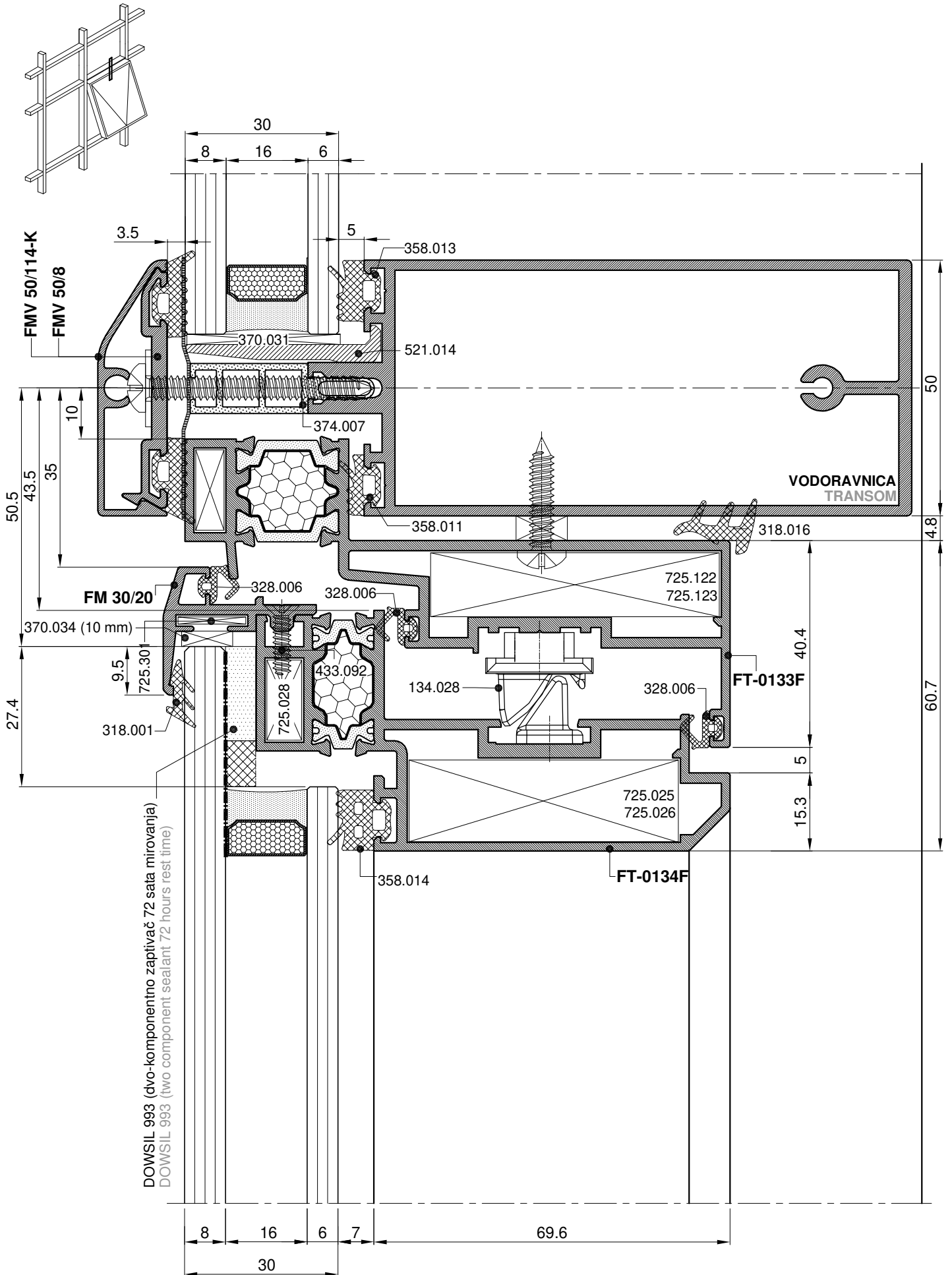


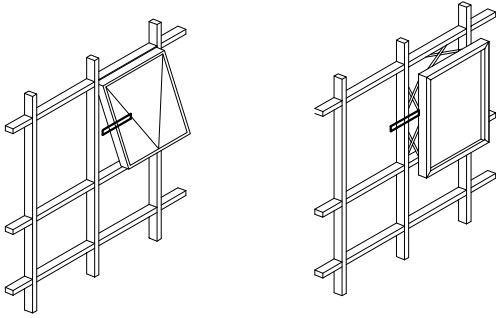




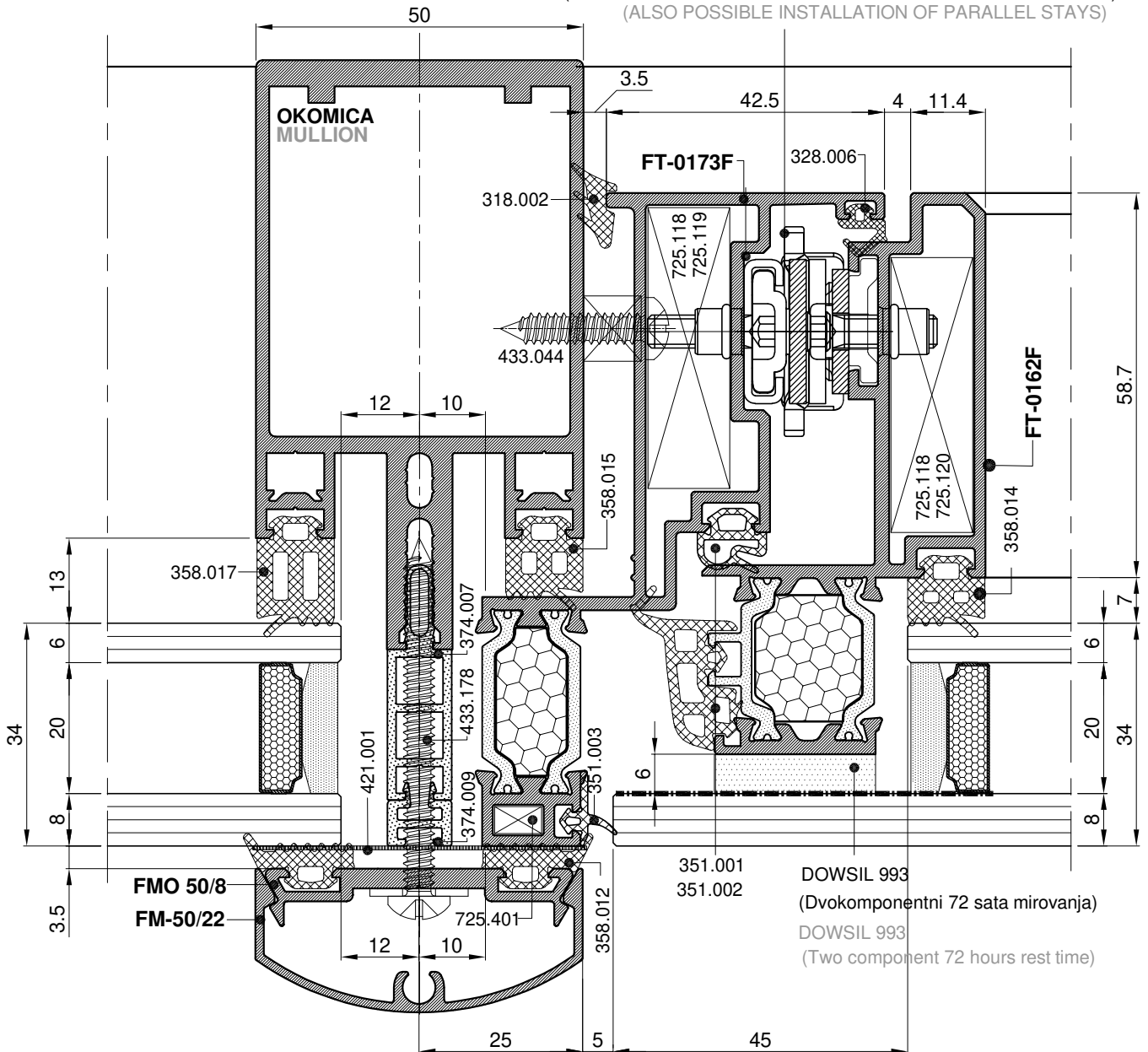






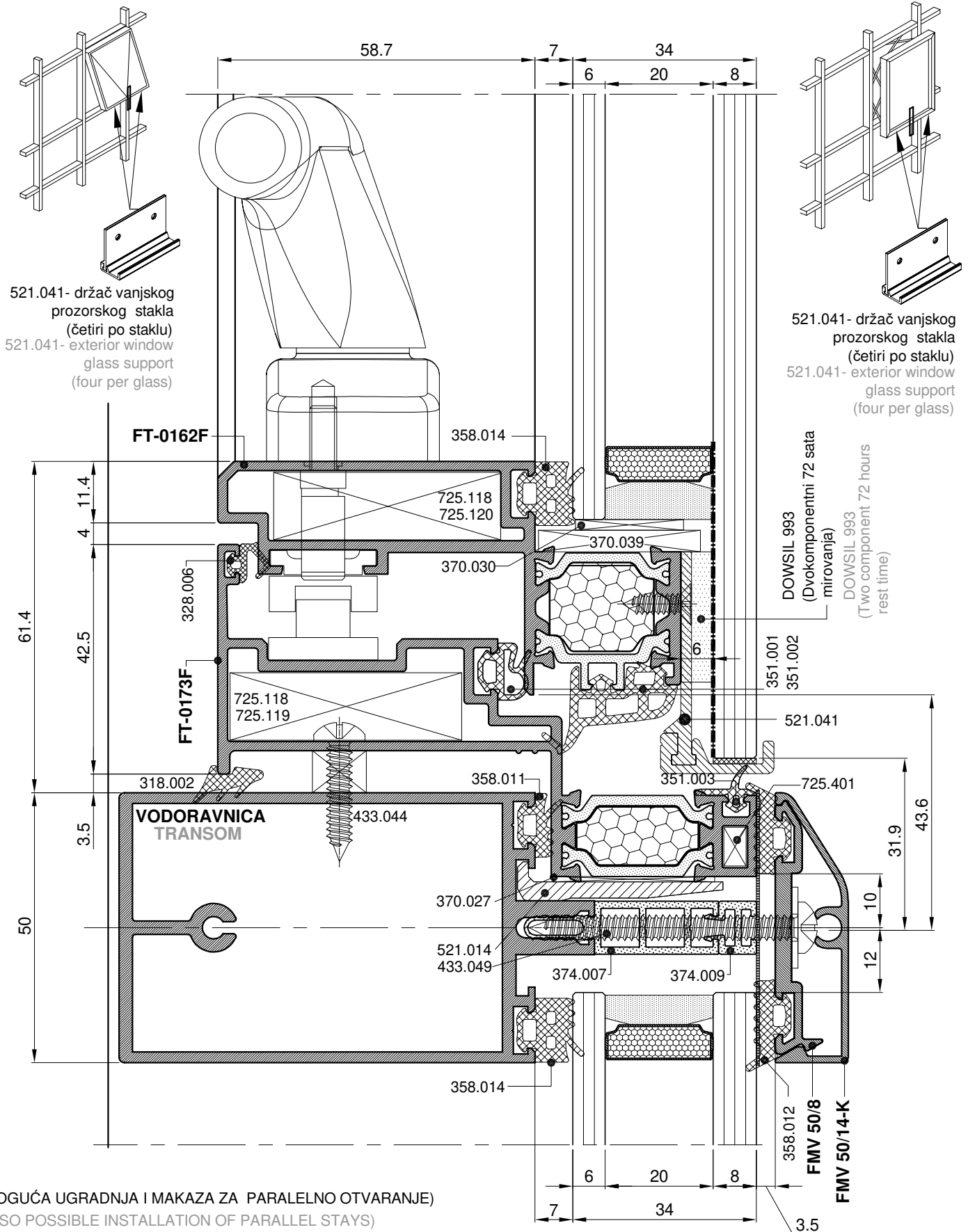


MAKAZE FASADNOG VENTUSA  
HUNG VENT FRICTION STAYS  
(MOGUĆA UGRADNJA I MAKAZA ZA PARALELNO OTVARANJE)  
(ALSO POSSIBLE INSTALLATION OF PARALLEL STAYS)



\*\*VANJSKA STRANA PROFILA FT-0162 NA KOJU SE LIJEPI STAKLO MORA BITI ELOXIRANA U S-10 NE STARIJA OD 6 MJESECI  
\*\*EXTERIOR SIDE OF PROFILE FT-0162 ON WHICH THE GLASS IS GLUED MUST BE ELOXATED IN S-10 NO EARLIER THAN 6 MONTHS  
AGO

\*DEBLJINA STRUKTURALNOG KITA min 6mm\*  
\*STRUCTURAL SEALANT THICKNESS min 6mm\*

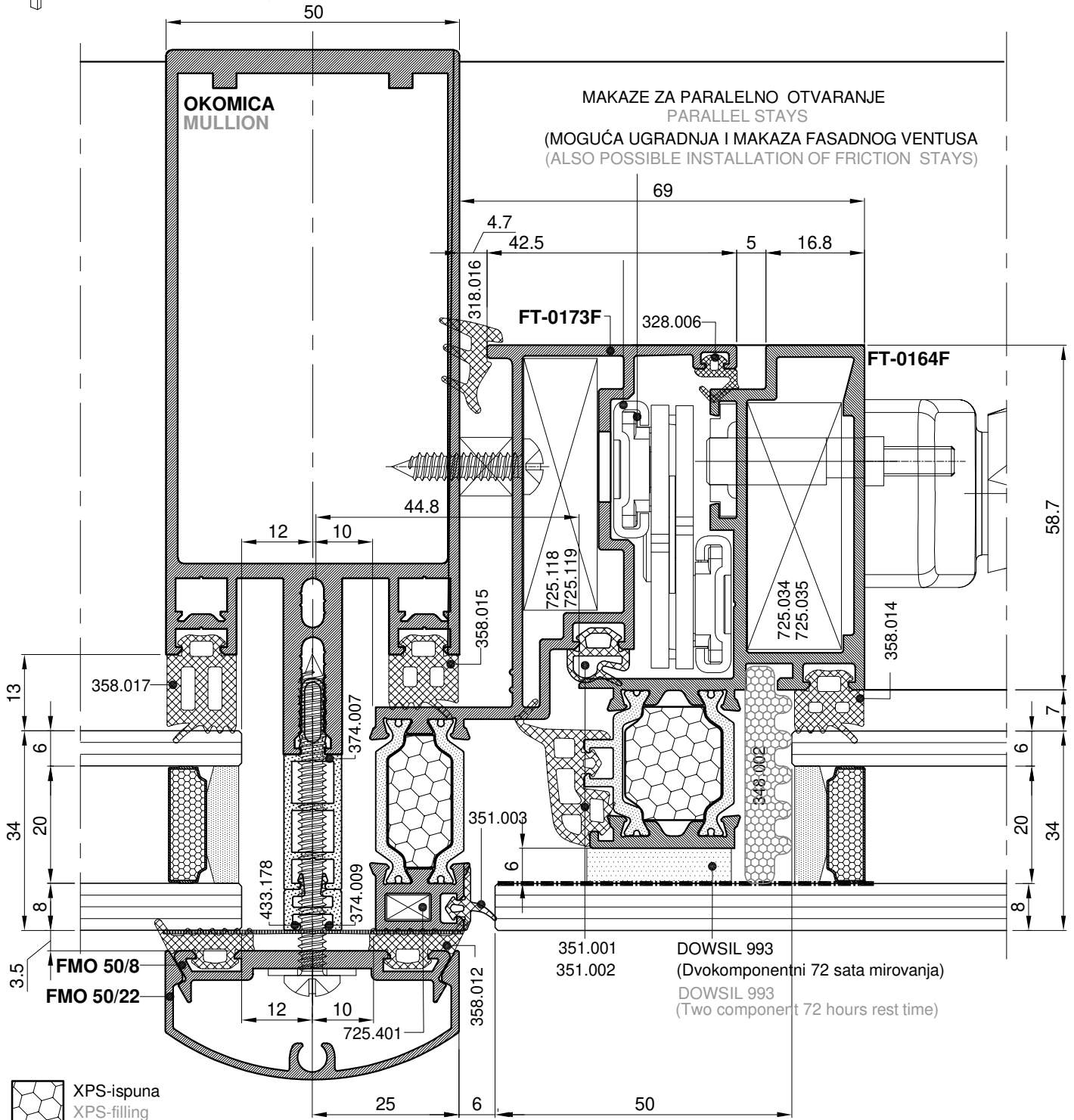
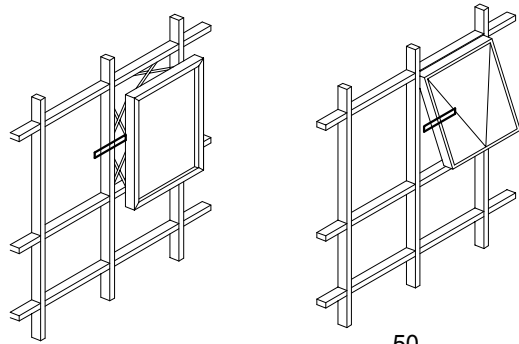


(MOGUĆA UGRADNJA I MAKAZA ZA PARALELNO OTVARANJE)  
(ALSO POSSIBLE INSTALLATION OF PARALLEL STAYS)



XPS-ispuna  
XPS-filling

- \*\*VANJSKA STRANA PROFILA FT-0162 NA KOJU SE LIJEPI STAKLO MORA BITI ELOXIRANA U S-10 NE STARIJA OD 6 MJESECI
- \*\*EXTERIOR SIDE OF PROFILE FT-0162 ON WHICH THE GLASS IS GLUED MUST BE ELOXATED IN S-10 NO EARLIER THAN 6 MONTHS AGO
- \*DEBLJINA STRUKTURALNOG KITA min 6mm\*
- \*STRUCTURAL SEALANT THICKNESS min 6mm\*

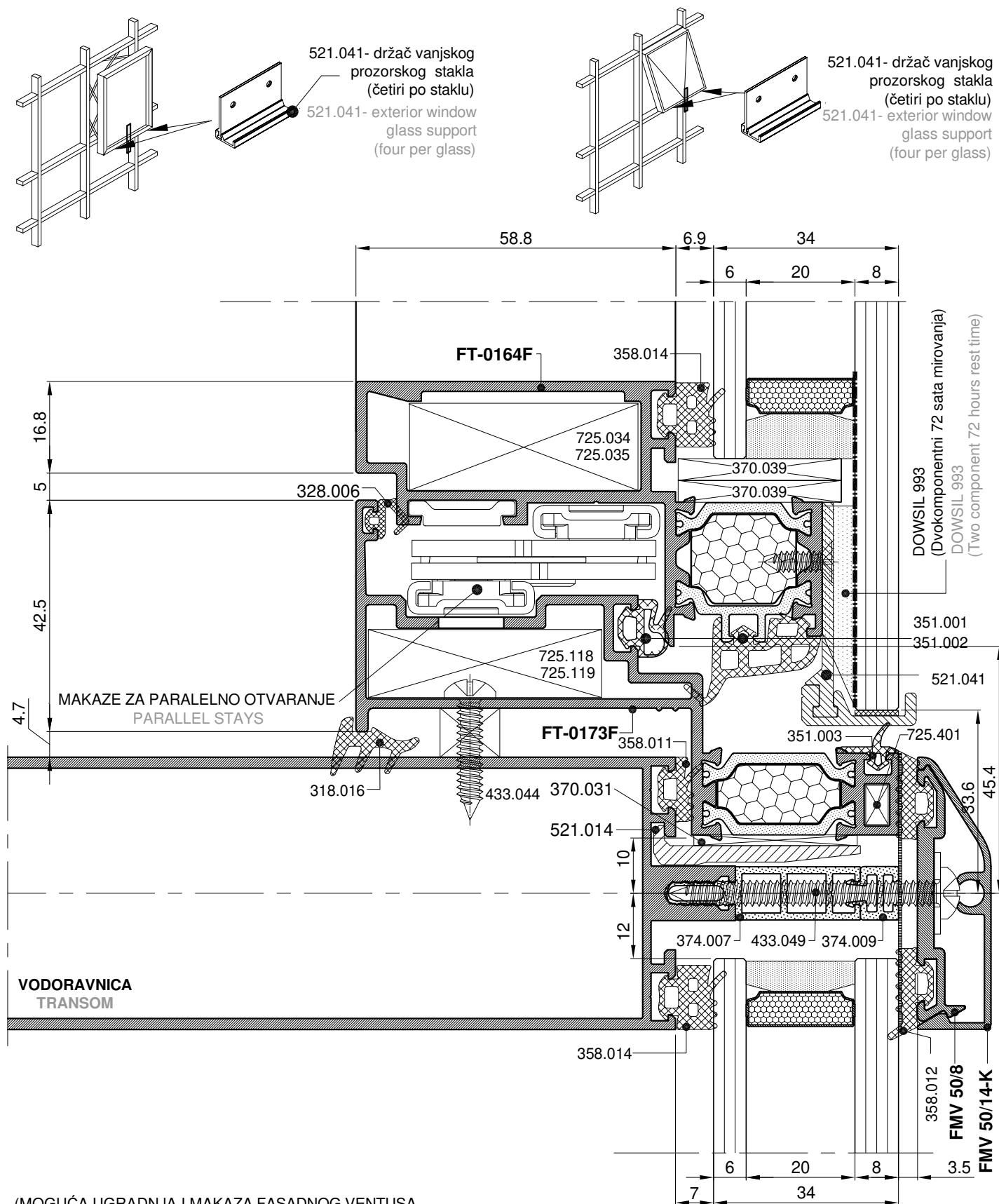


**\*\*VANJSKA STRANA PROFILA FT-0164 NA KOJU SE LIJEPI STAKLO MORA BITI ELOXIRANA U S-10 NE STARIJA OD 6 MJESECI**

**\*\*EXTERIOR SIDE OF PROFILE FT-0164 ON WHICH THE GLASS IS GLUED MUST BE ELOXATED IN S-10 NO EARLIER THAN 6 MONTHS AGO**

**\*DEBLJINA STRUKTURALNOG KITA min 6mm\***

**\*STRUCTURAL SEALANT THICKNESS min 6mm\***



(MOGUĆA UGRADNJA I MAKAZA FASADNOG VENTUSA  
(ALSO POSSIBLE INSTALLATION OF FRICTION STAYS))



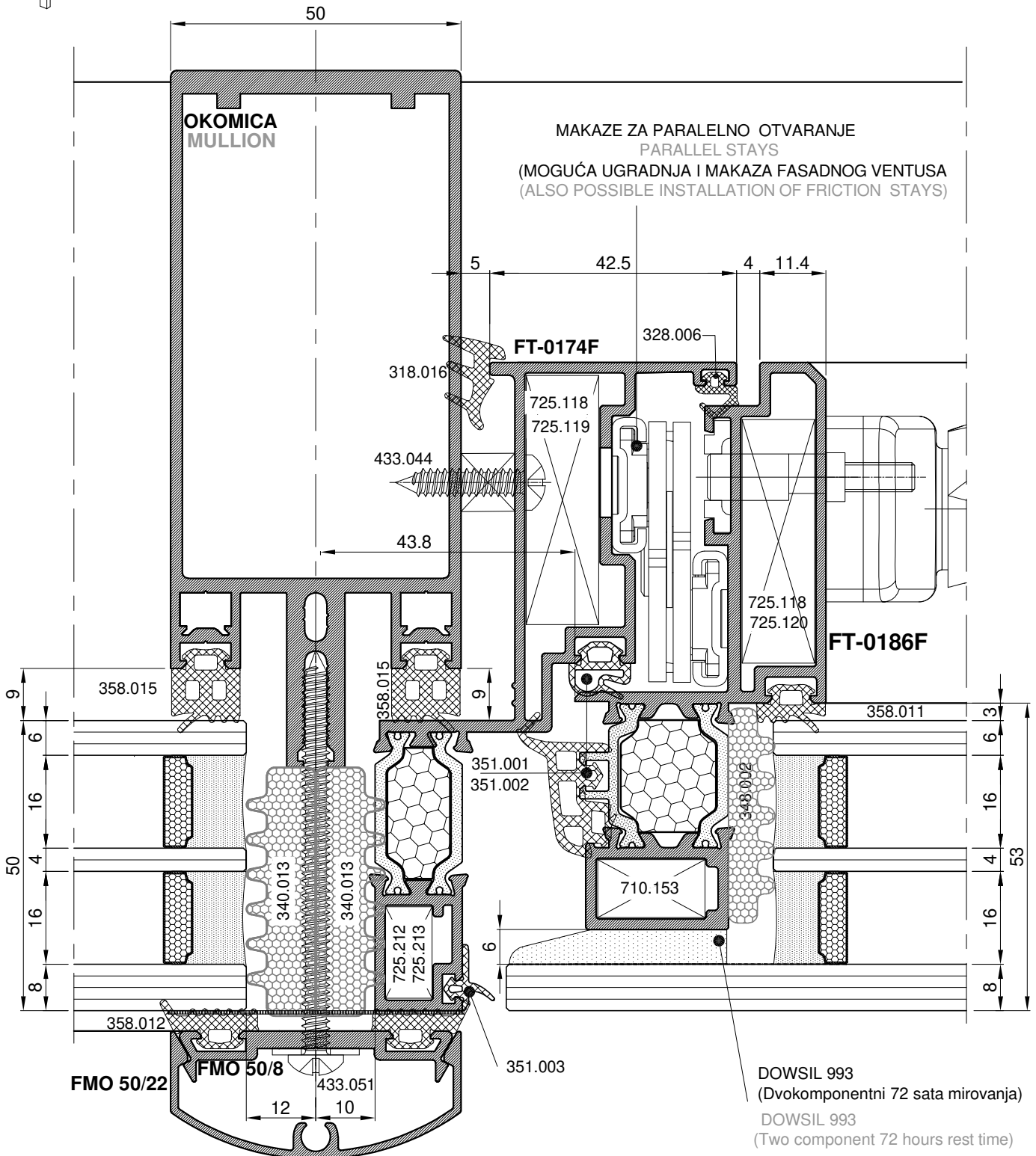
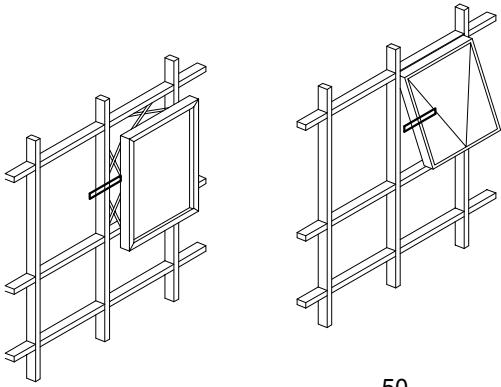
XPS-ispuna  
XPS-filling

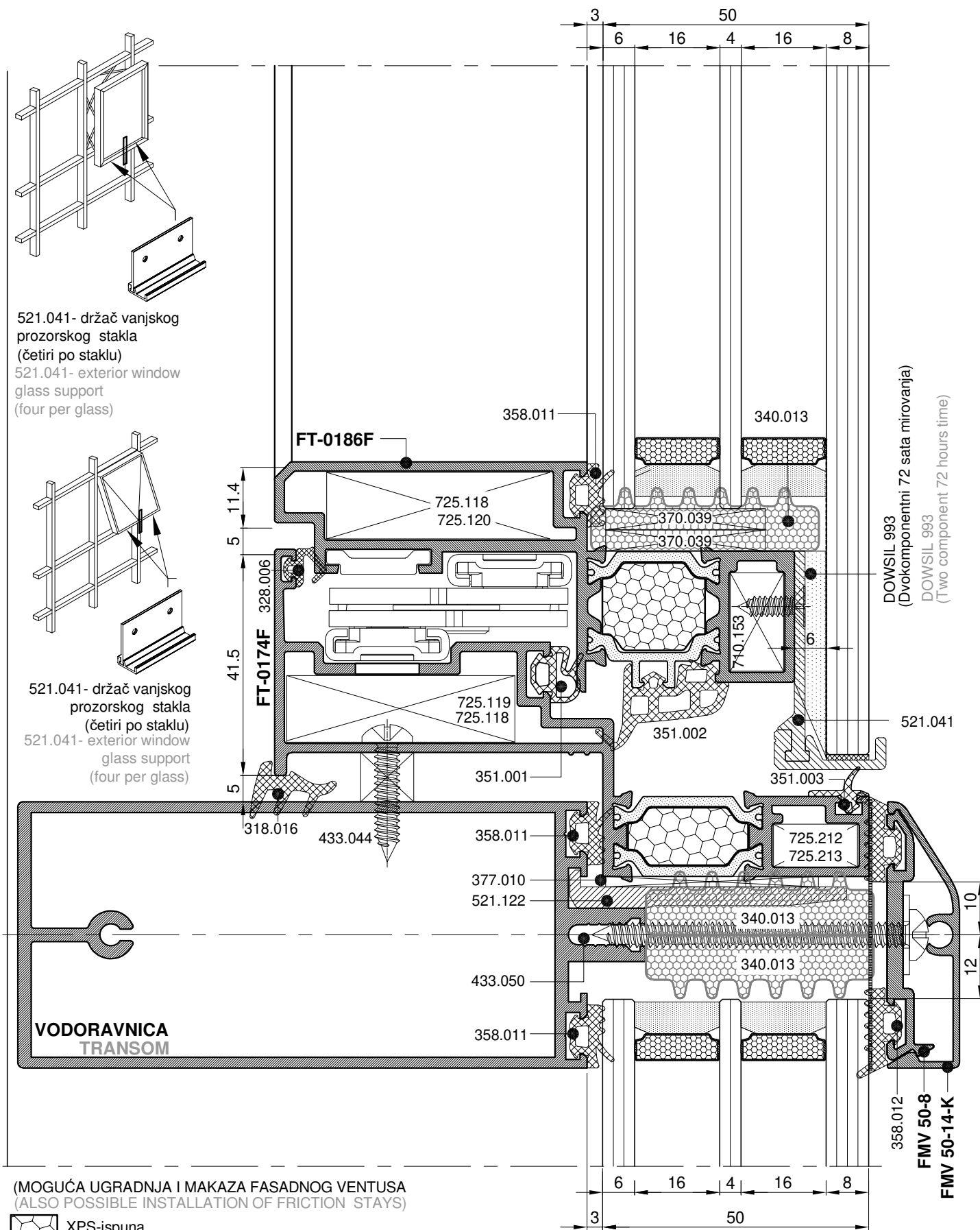
\*\*VANJSKA STRANA PROFILA FT-0164 NA KOJU SE LIJEPI STAKLO MORA BITI ELOXIRANA U S-10 NE STARIJA OD 6 MJESECI

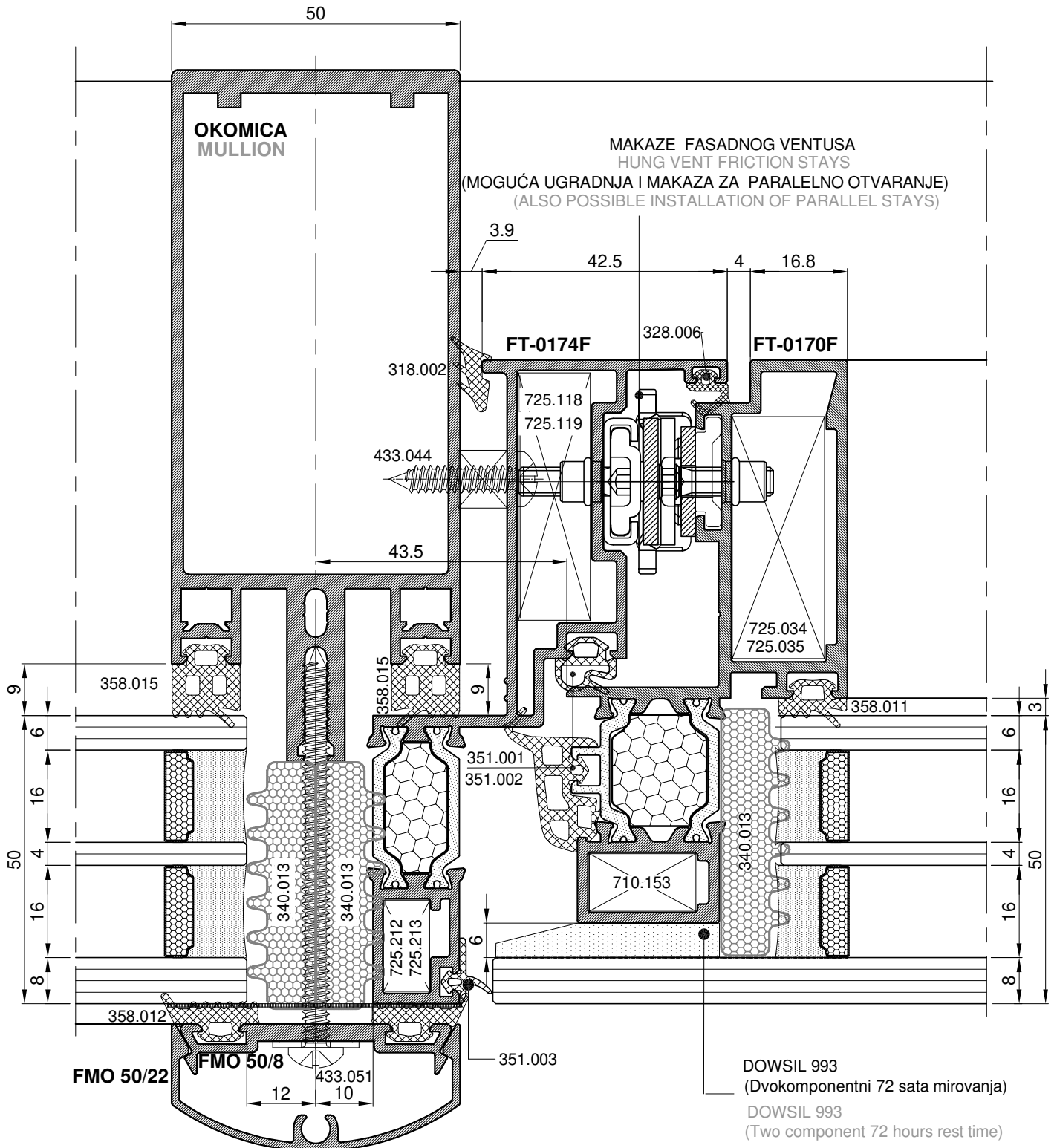
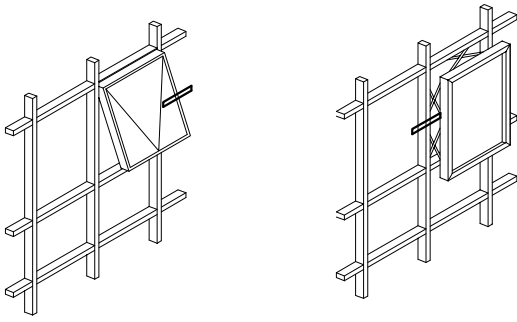
\*\*EXTERIOR SIDE OF PROFILE FT-0164 ON WHICH THE GLASS IS GLUED MUST BE ELOXATED IN S-10 NO EARLIER THAN 6 MONTHS AGO

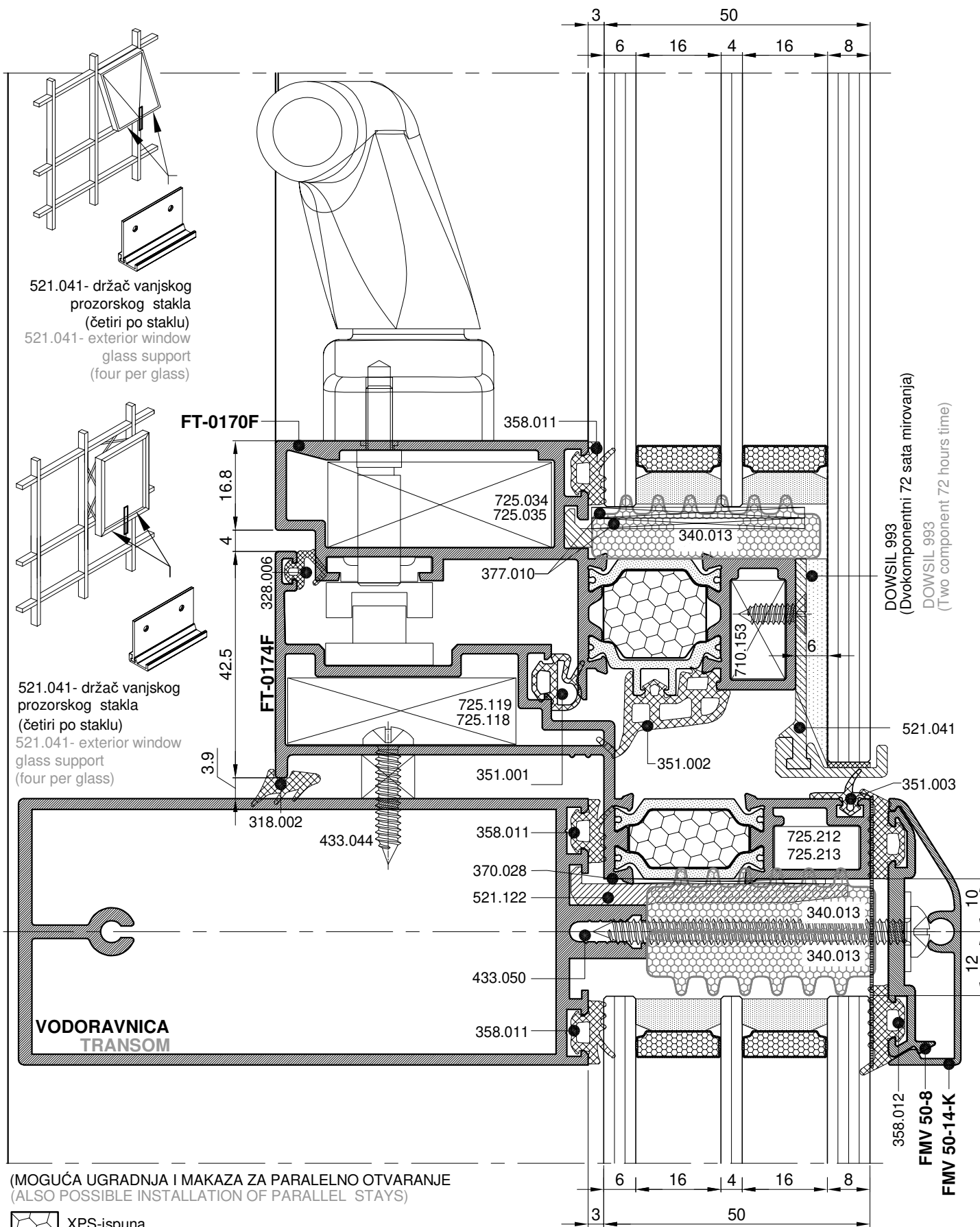
\*DEBLJINA STRUKTURALNOG KITA min 6mm\*

\*STRUCTURAL SEALANT THICKNESS min 6mm\*





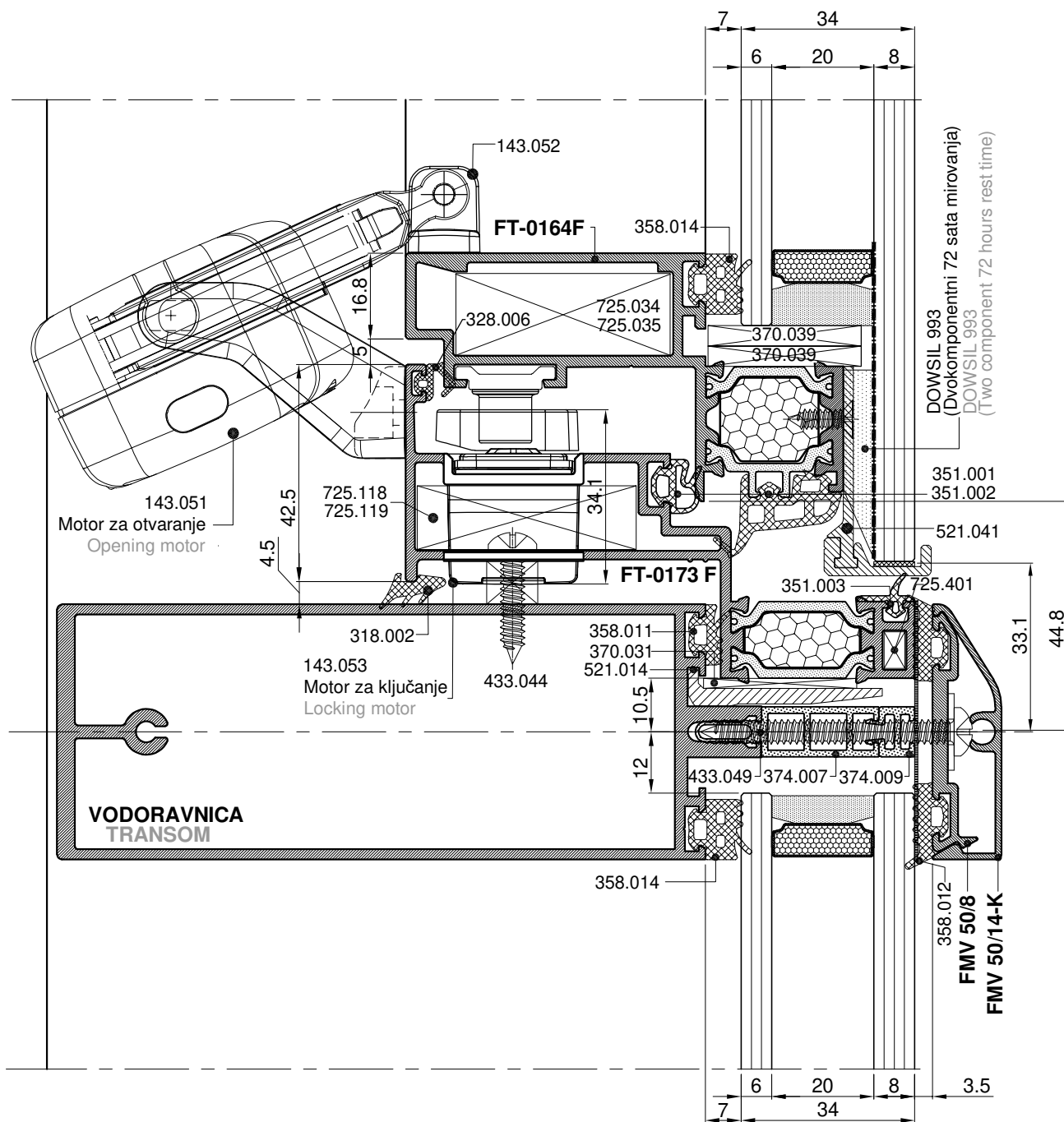
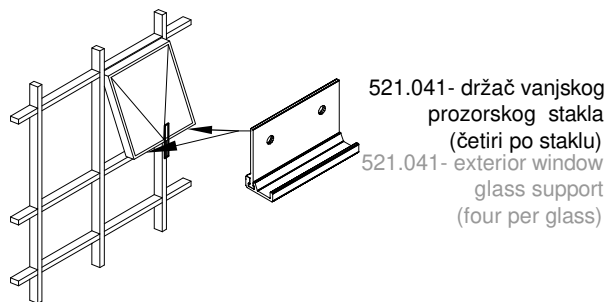




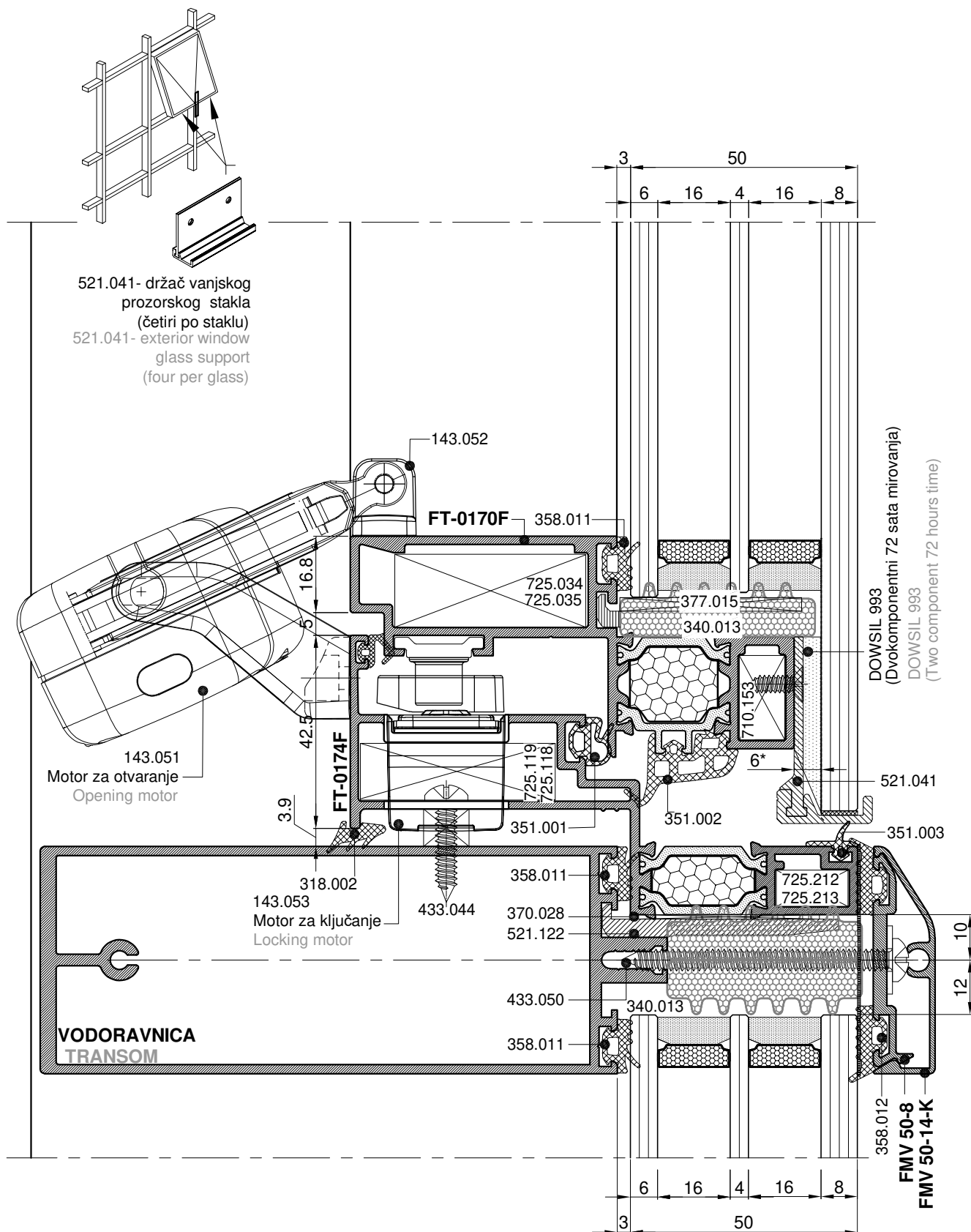
(MOGUĆA UGRADNJA I MAKAZA ZA PARALELNO OTVARANJE)  
(ALSO POSSIBLE INSTALLATION OF PARALLEL STAYS)

 XPS-ispuna  
XPS-filling

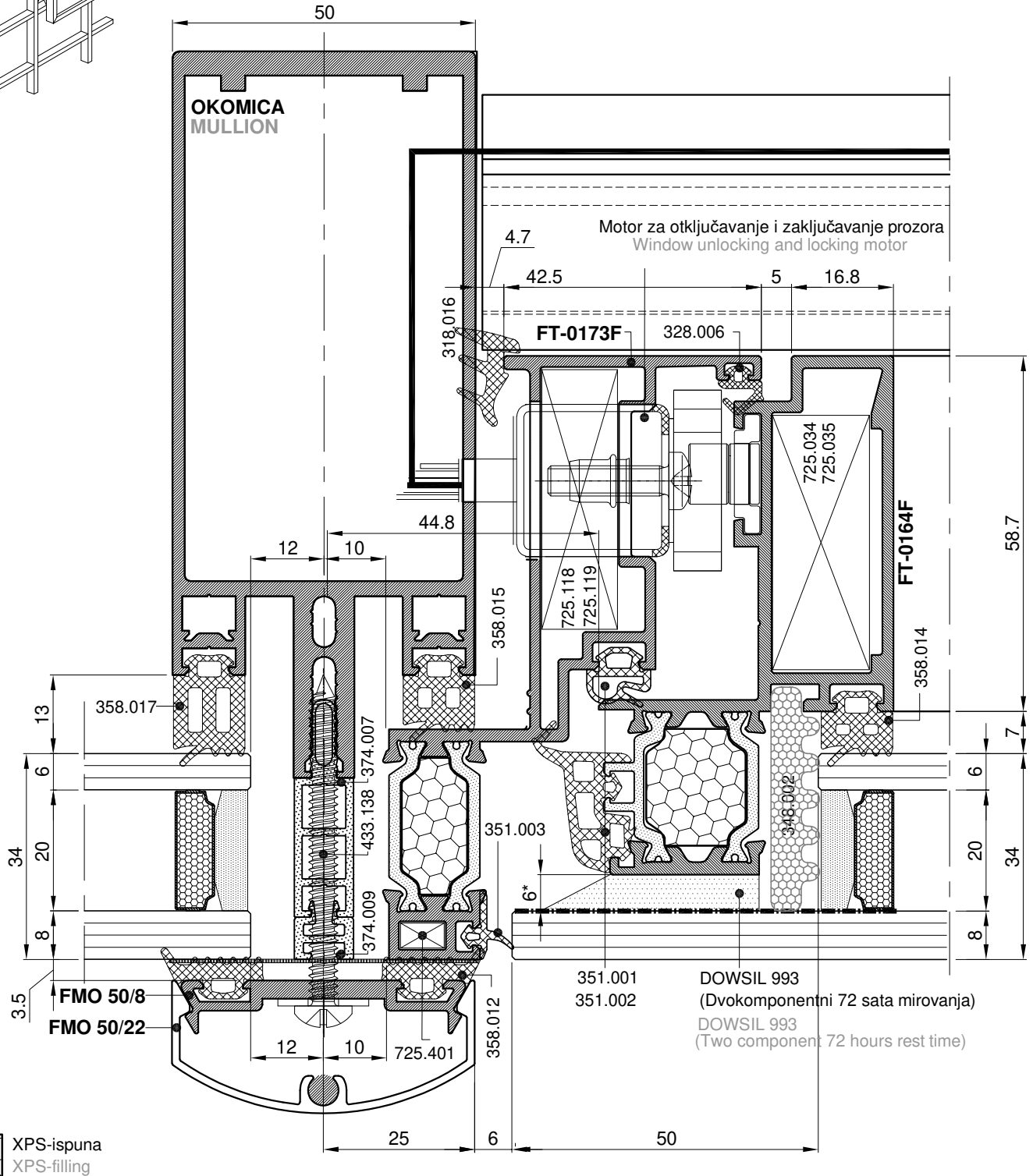
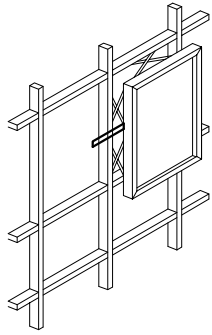
- \*\*VANJSKA STRANA PROFILA FT-0170 NA KOJU SE LIJEPI STAKLO MORA BITI ELOXIRANA U S-10 NE STARIJA OD 6 MJESECI
- \*\*EXTERIOR SIDE OF PROFILE FT-0170 ON WHICH THE GLASS IS GLUED MUST BE ELOXATED IN S-10 NO EARLIER THAN 6 MONTHS AGO
- \*DEBLJINA STRUKTURALNOG KITA min 6 mm\*
- \*STRUCTURAL SEALANT THICKNESS min 6 mm\*



- \*\*VANJSKA STRANA PROFILA FT-0164 NA KOJU SE LIJEPI STAKLO MORA BITI ELOXIRANA U S-10 NE STARIJA OD 6 MJESECI
- \*\*EXTERIOR SIDE OF PROFILE FT-0164 ON WHICH THE GLASS IS GLUED MUST BE ELOXATED IN S-10 NO EARLIER THAN 6 MONTHS AGO
- \*DEBLJINA STRUKTURALNOG KITA min 6mm\*
- \*STRUCTURAL SEALANT THICKNESS min 6mm\*



- \*\*VANJSKA STRANA PROFILA FT-0170 NA KOJU SE LIJEPI STAKLO MORA BITI ELOXIRANA U S-10 NE STARIJA OD 6 MJESECI
- \*\*EXTERIOR SIDE OF PROFILE FT-0170 ON WHICH THE GLASS IS GLUED MUST BE ELOXATED IN S-10 NO EARLIER THAN 6 MONTHS AGO
- \*DEBLJINA STRUKTURALNOG KITA min 6 mm\*
- \*STRUCTURAL SEALANT THICKNESS min 6 mm\*



(MOGUĆA UGRADNJA I TROSTRUKOG STAKLA SA PROFILIMA FT-174 I FT-170)

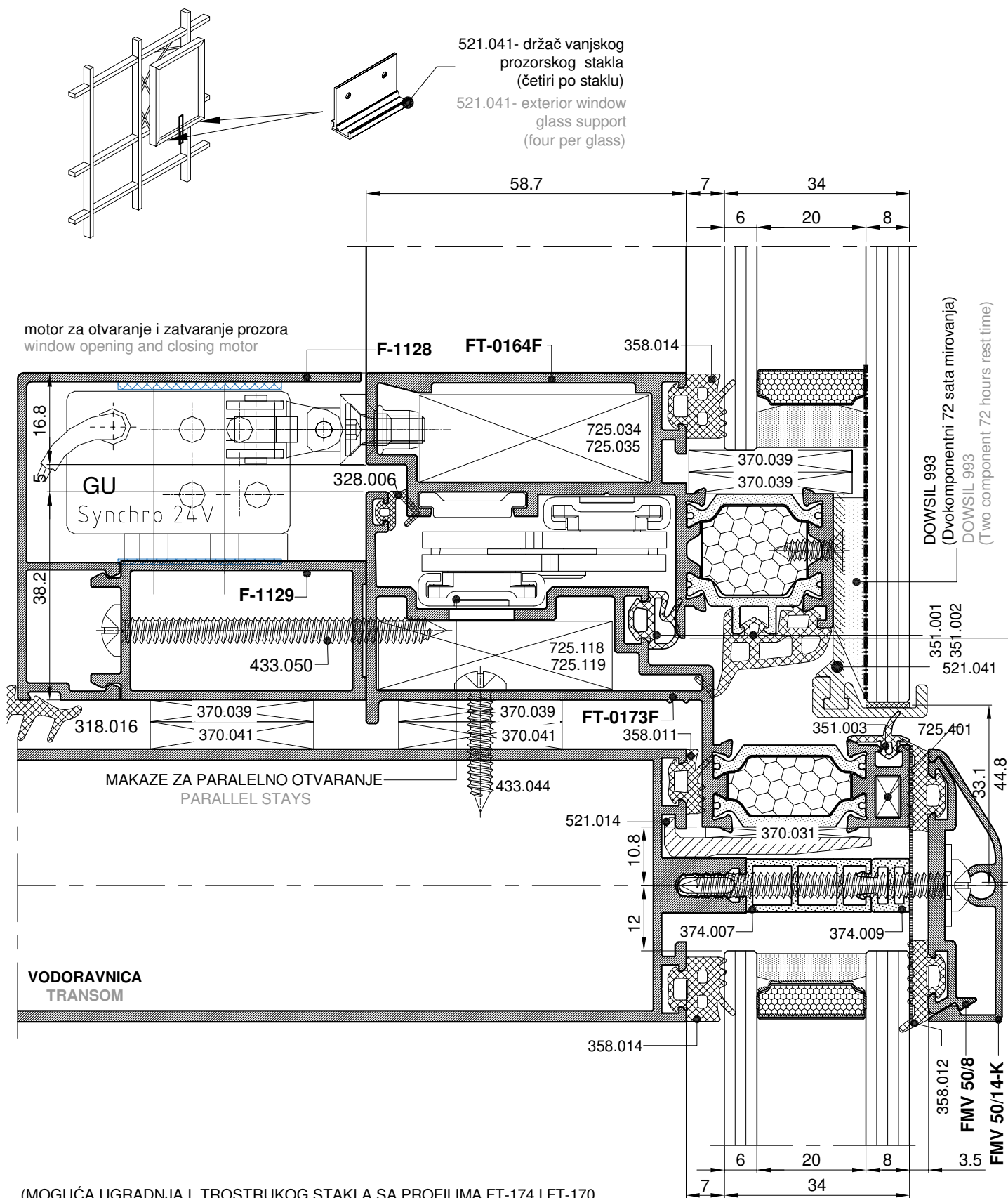
(ALSO POSSIBLE INSTALLATION OF TRIPLE PANE GLASS WITH PROFILES FT-174 AND FT-170)

\*\*VANJSKA STRANA PROFILA FT-0164 NA KOJU SE LIJEPI STAKLO MORA BITI ELOXIRANA U S-10 NE STARIJA OD 6 MJESECI

\*\*EXTERIOR SIDE OF PROFILE FT-0164 ON WHICH THE GLASS IS GLUED MUST BE ELOXATED IN S-10 NO EARLIER THAN 6 MONTHS AGO

\*DEBLJINA STRUKTURALNOG KITA min 6mm\*

\*STRUCTURAL SEALANT THICKNESS min 6mm\*



(MOGUĆA UGRADNJA I TROSTRUKOG STAKLA SA PROFILIMA FT-174 I FT-170)  
(ALSO POSSIBLE INSTALLATION OF TRIPLE PANE GLASS WITH PROFILES FT-174 AND FT-170)



XPS-ispuna  
XPS-filling

\*\*VANJSKA STRANA PROFILA FT-0164 NA KOJU SE LIJEPI STAKLO MORA BITI ELOXIRANA U S-10 NE STARIJA OD 6 MJESECI

\*\*EXTERIOR SIDE OF PROFILE FT-0164 ON WHICH THE GLASS IS GLUED MUST BE ELOXATED IN S-10 NO EARLIER THAN 6 MONTHS AGO

\*DEBLJINA STRUKTURALNOG KITA min 6mm\*

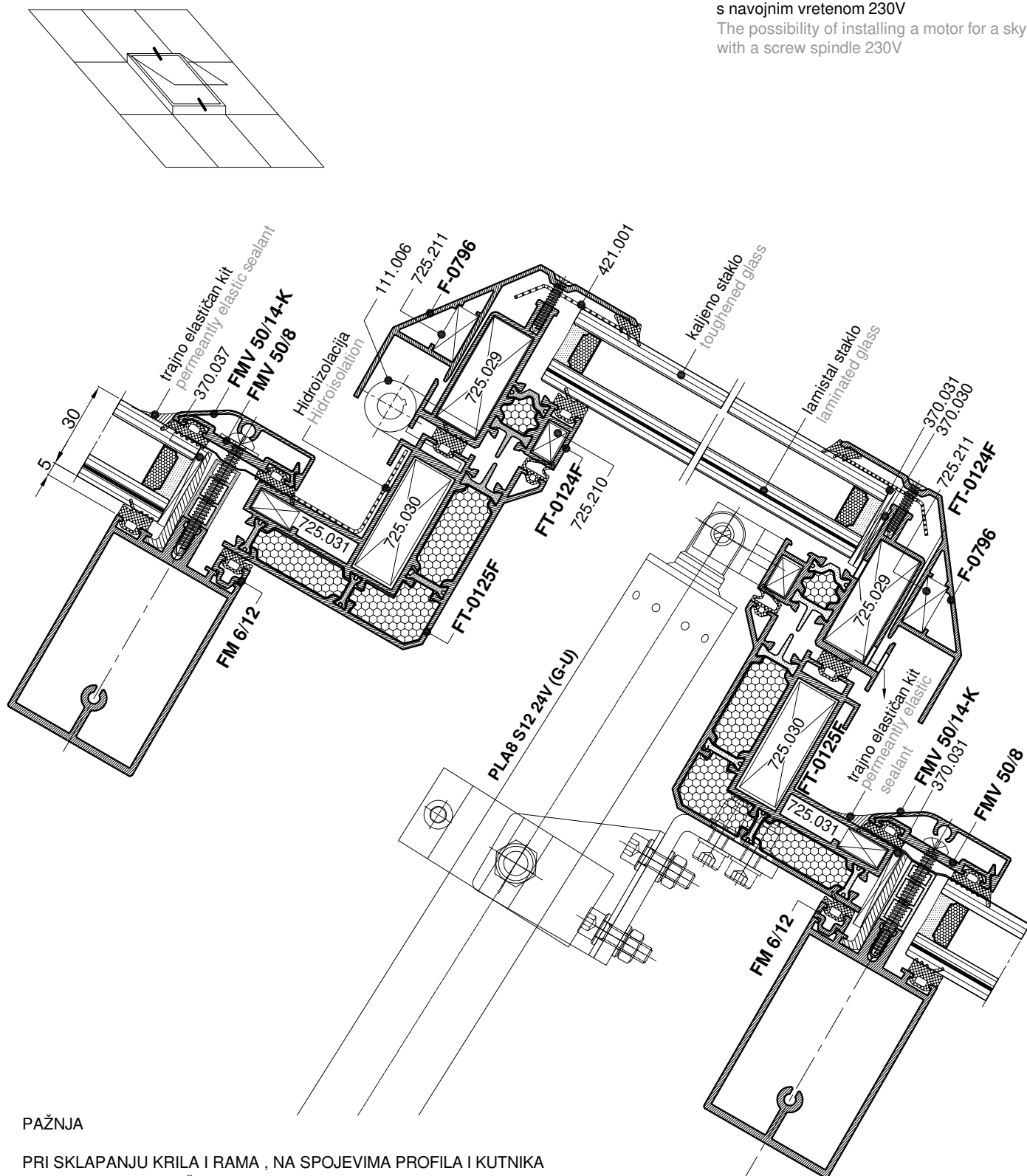
\*STRUCTURAL SEALANT THICKNESS min 6mm\*



### NAPOMENA:

Mogućnost ugradnje motora za krovni prozor s navojnim vretenom 230V

The possibility of installing a motor for a skylight with a screw spindle 230V

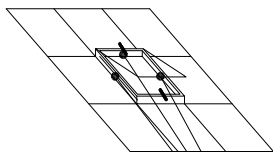


### PAŽNJA

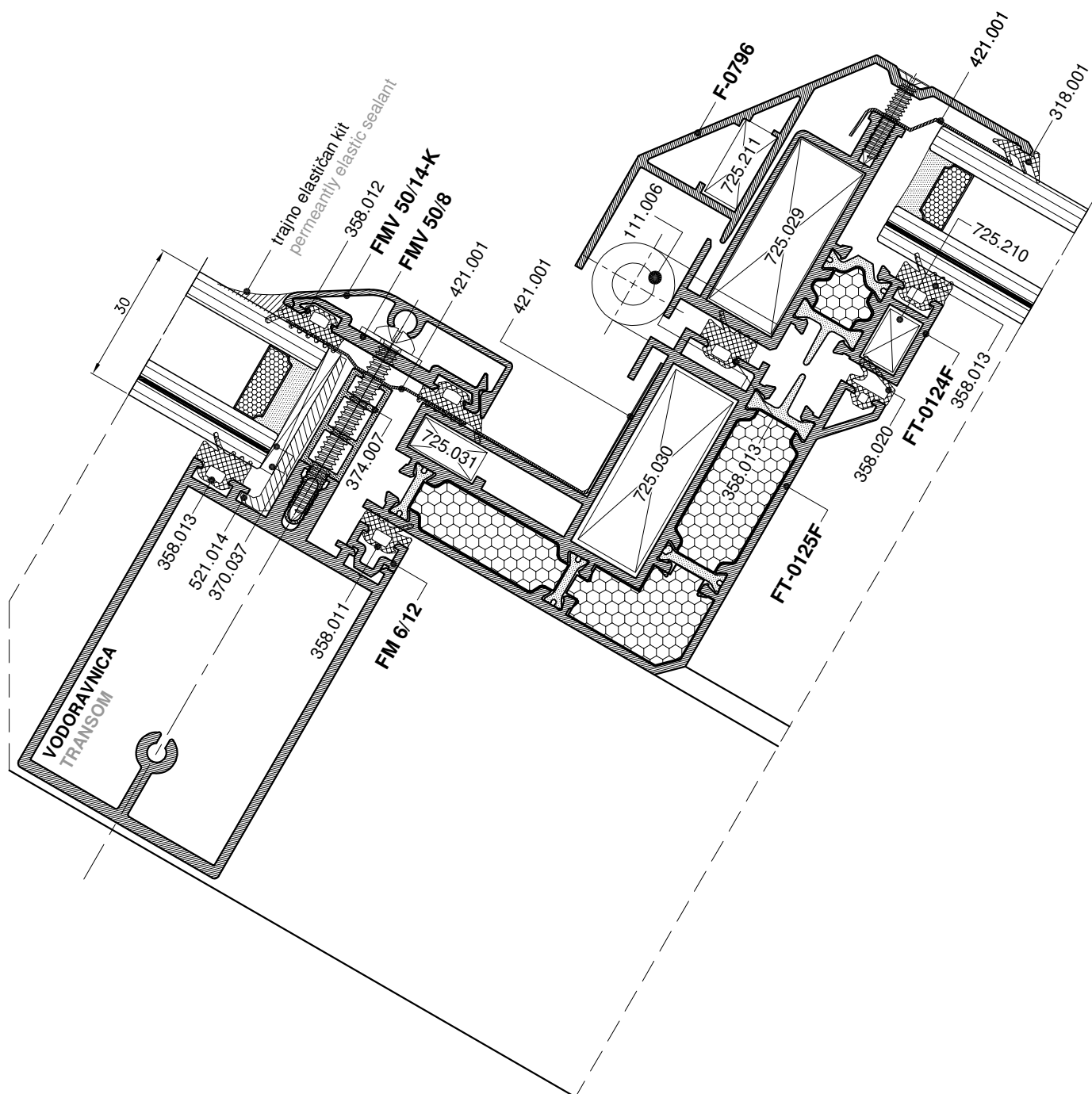
PRI SKLAPANJU KRILA I RAMA, NA SPOJEVIMA PROFILA I KUTNIKA SVE DODIRNE POVRŠINE (PROFIL-PROFIL KAO I PROFIL-KUTNIK) OBAVEZNO LIJEPITI I ZAPUNITI DVOKOMPONENTNIM KITOM ZBOG POVEĆANJA ČVRSTOĆE I ZAPTIVENOSTI SPOJA.

### ATTENTION

BY ASSEMBLY OF FRAME AND SASH, ON CONNECTIONS OF PROFILES AND CORNER JOINTS ALL THE CONTACT SURFACES (PROFILE-PROFILE AND PROFILE-CORNER JOINT) MUST BE GLUED AND FILLED WITH TWO COMPONENT SEALANT FOR BETTER FIRMNESS AND SEALING.



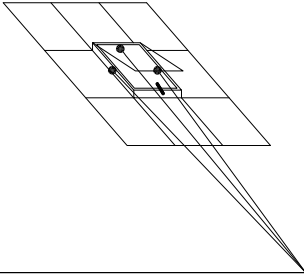
HIDROIZOLACIJA (BUTILNA TRAKA SA AL FOLIJOM) - SPOJEVE OBAVEZNO LIJEPITI  
 HIDROISOLATION (BUTIL STRIP WITH AL FOLIE) - CONNECTIONS MUST BE SEALED



### NAPOMENA:

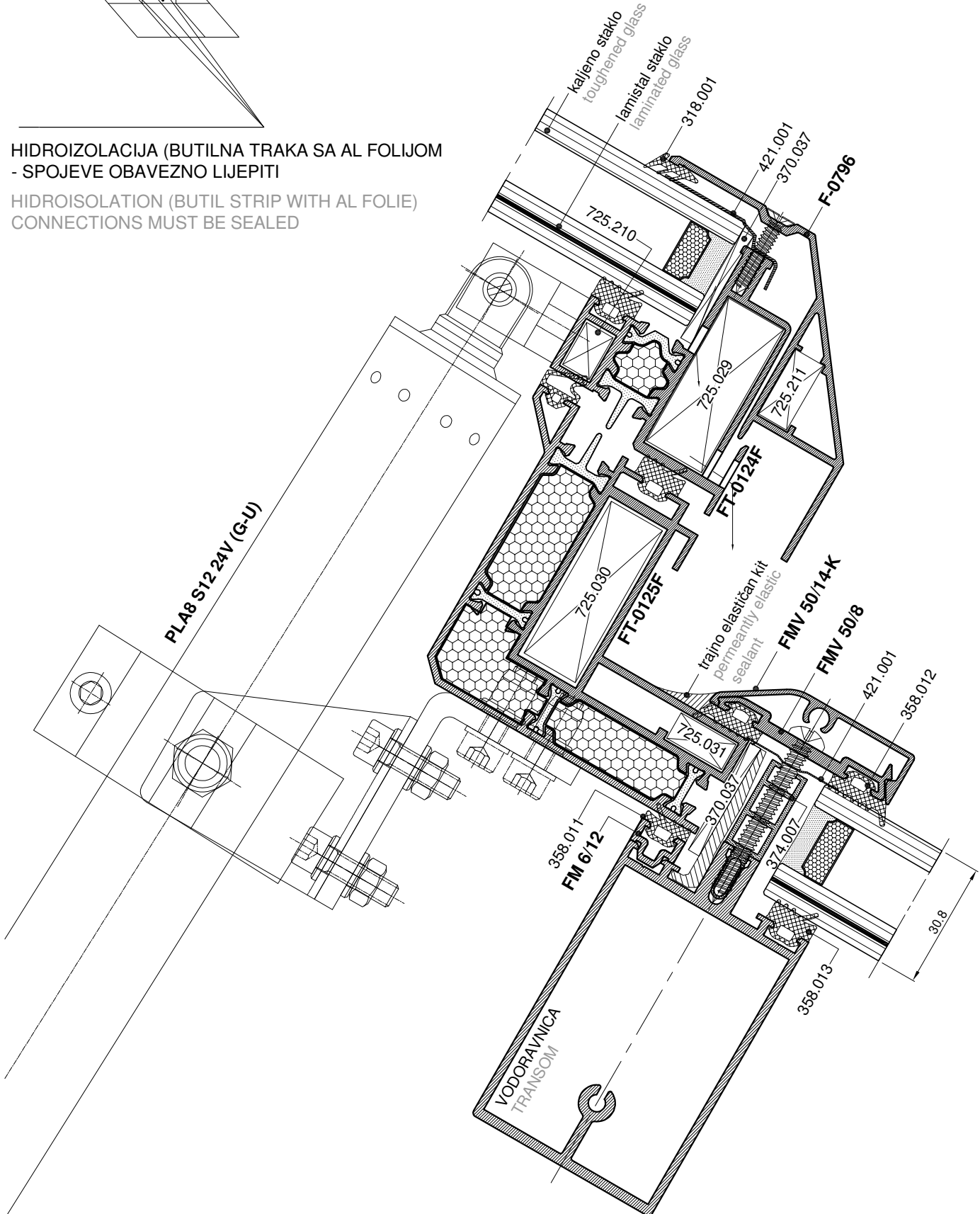
Mogućnost ugradnje motora za krovni prozor s navojnim vretenom 230V

The possibility of installing a motor for a skylight with a screw spindle 230V



HIDROIZOLACIJA (BUTILNA TRAKA SA AL FOLIJOM  
- SPOJEVE OBAVEZNO LIJEPITI

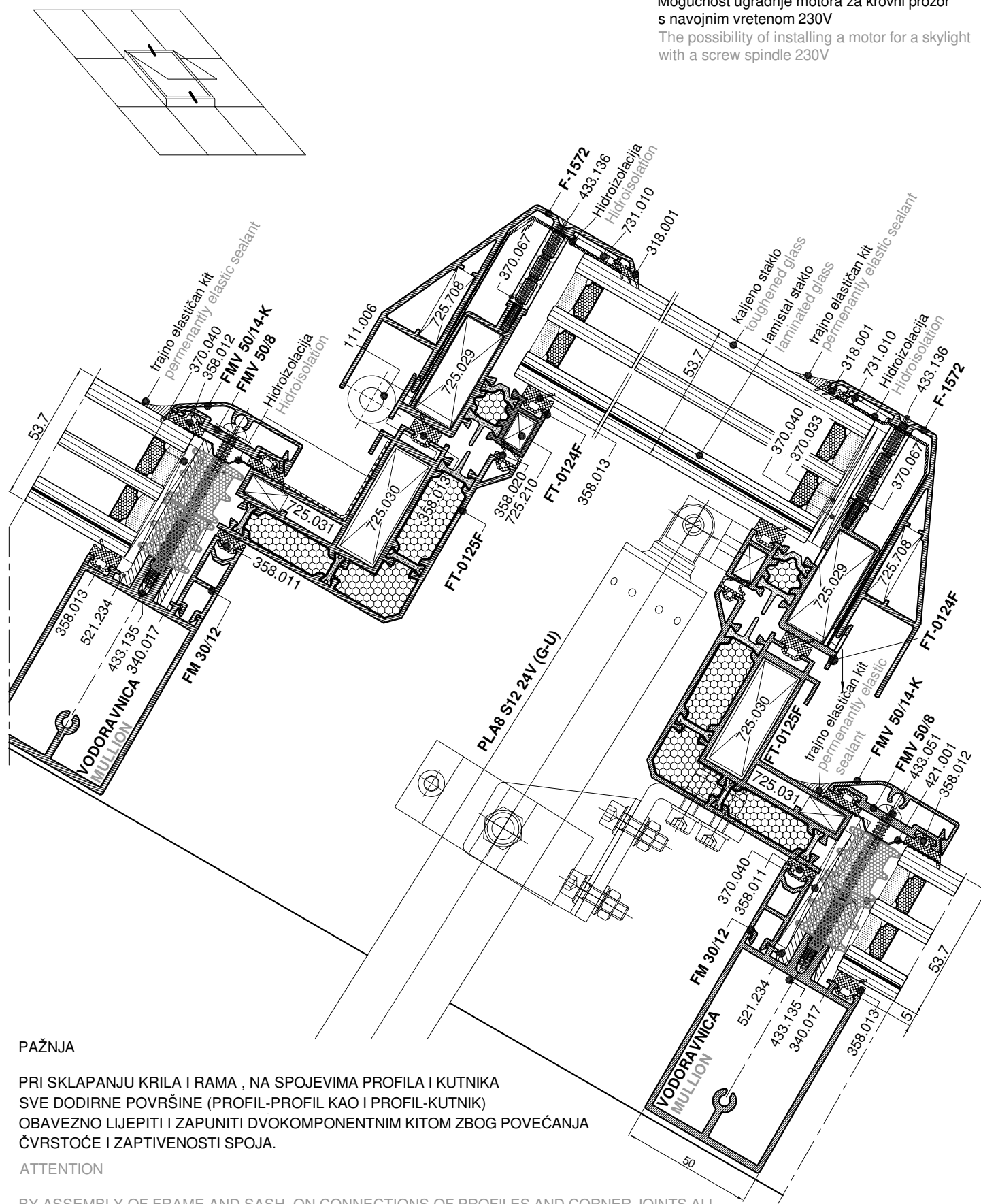
HIDROISOLATION (BUTYL STRIP WITH AL FOLIE)  
CONNECTIONS MUST BE SEALED



### NAPOMENA:

Mogućnost ugradnje motora za krovni prozor s navojnim vretenom 230V

The possibility of installing a motor for a skylight with a screw spindle 230V

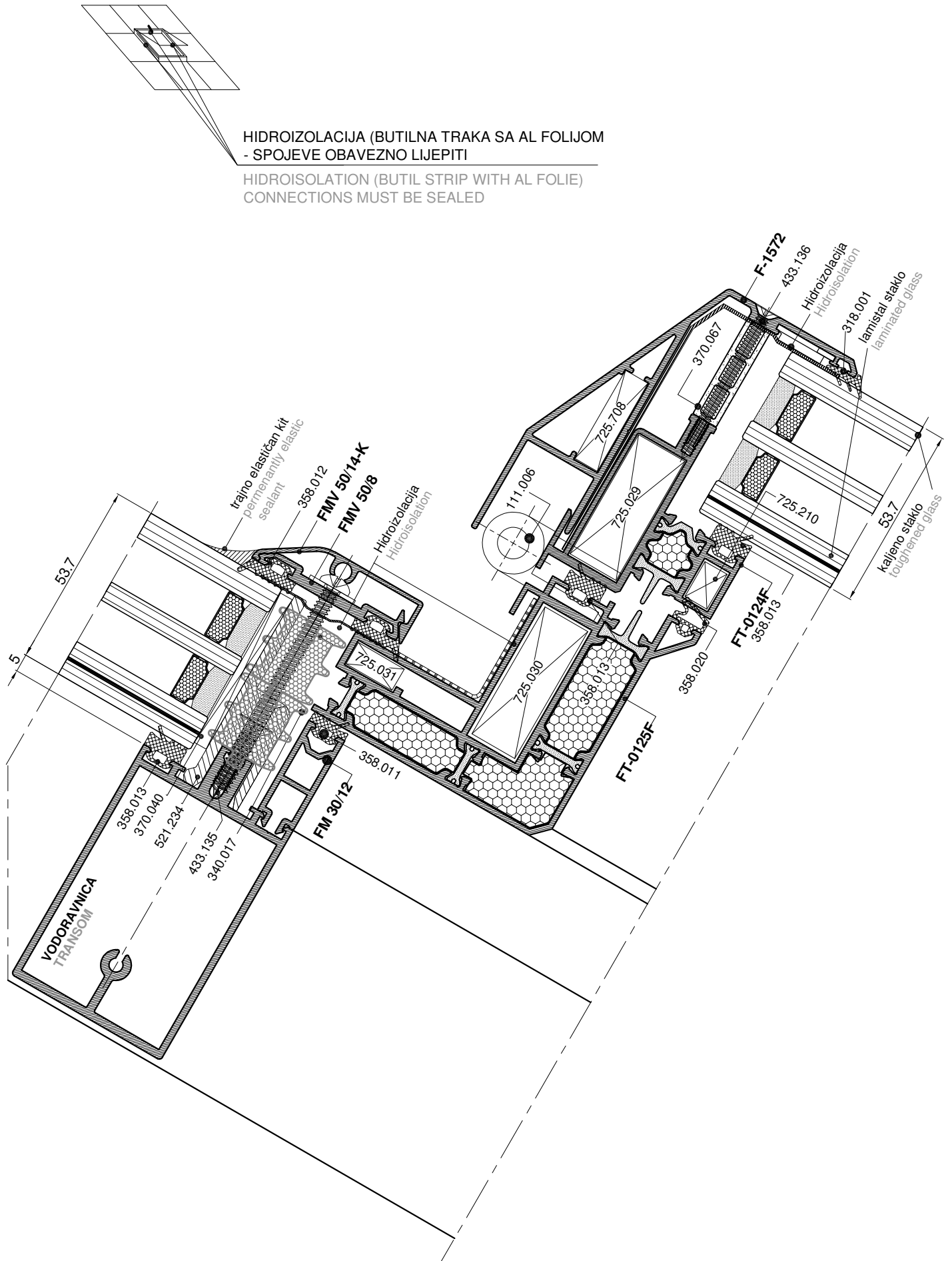


### PAŽNJA

PRI SKLAPANJU KRILA I RAMA , NA SPOJEVIMA PROFILA I KUTNIKA SVE DODIRNE POVRŠINE (PROFIL-PROFIL KAO I PROFIL-KUTNIK) OBAVEZNO LIJEPITI I ZAPUNITI DVOKOMPONENTNIM KITOM ZBOG POVEĆANJA ČVRSTOĆE I ZAPTIVENOSTI SPOJA.

### ATTENTION

BY ASSEMBLY OF FRAME AND SASH, ON CONNECTIONS OF PROFILES AND CORNER JOINTS ALL THE CONTACT SURFACES (PROFILE-PROFILE AND PROFILE-CORNER JOINT) MUST BE GLUED AND FILLED WITH TWO COMPONENT SEALANT FOR BETTER FIRMNESS AND SEALING.



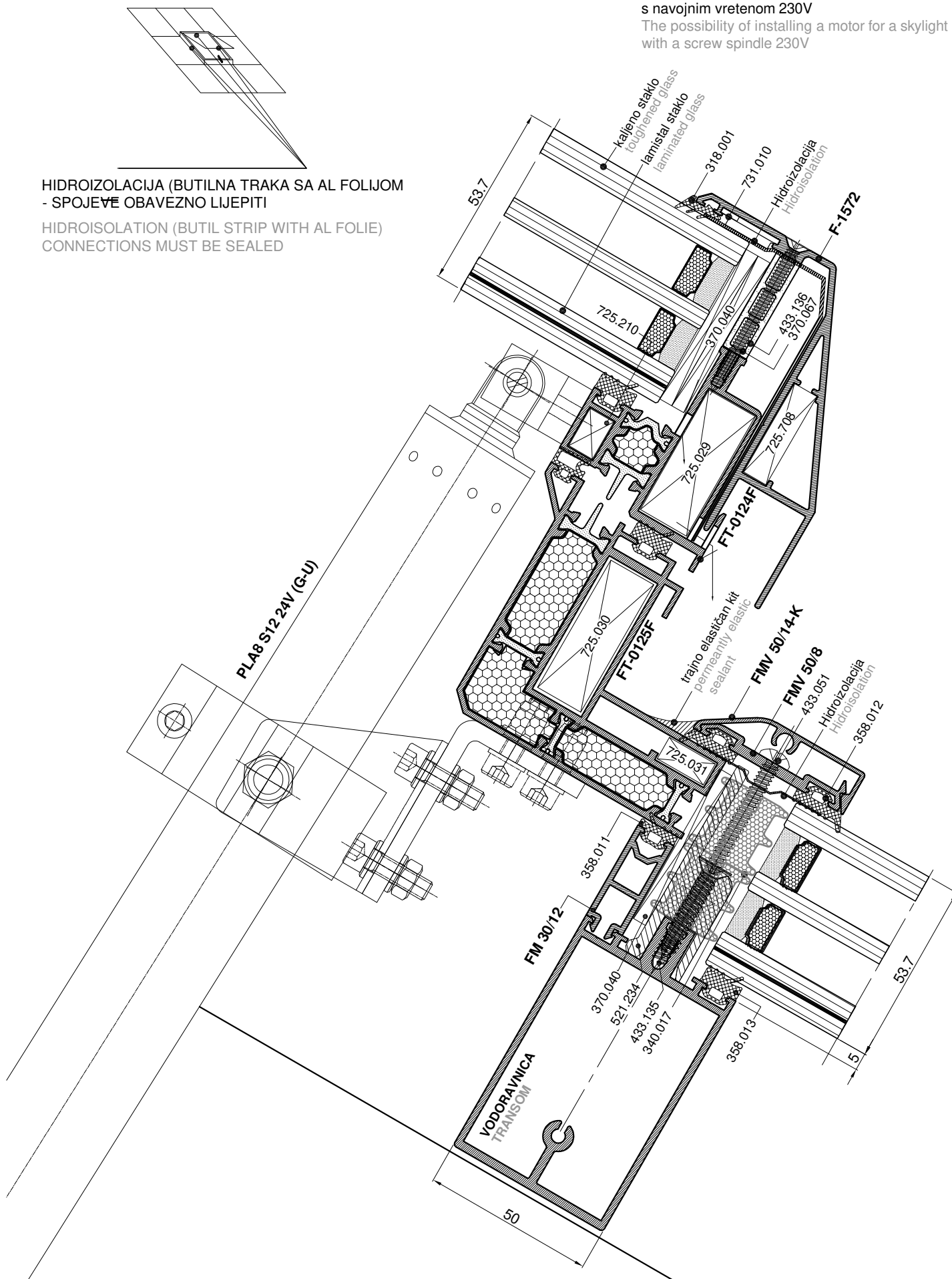
**NAPOMENA:**

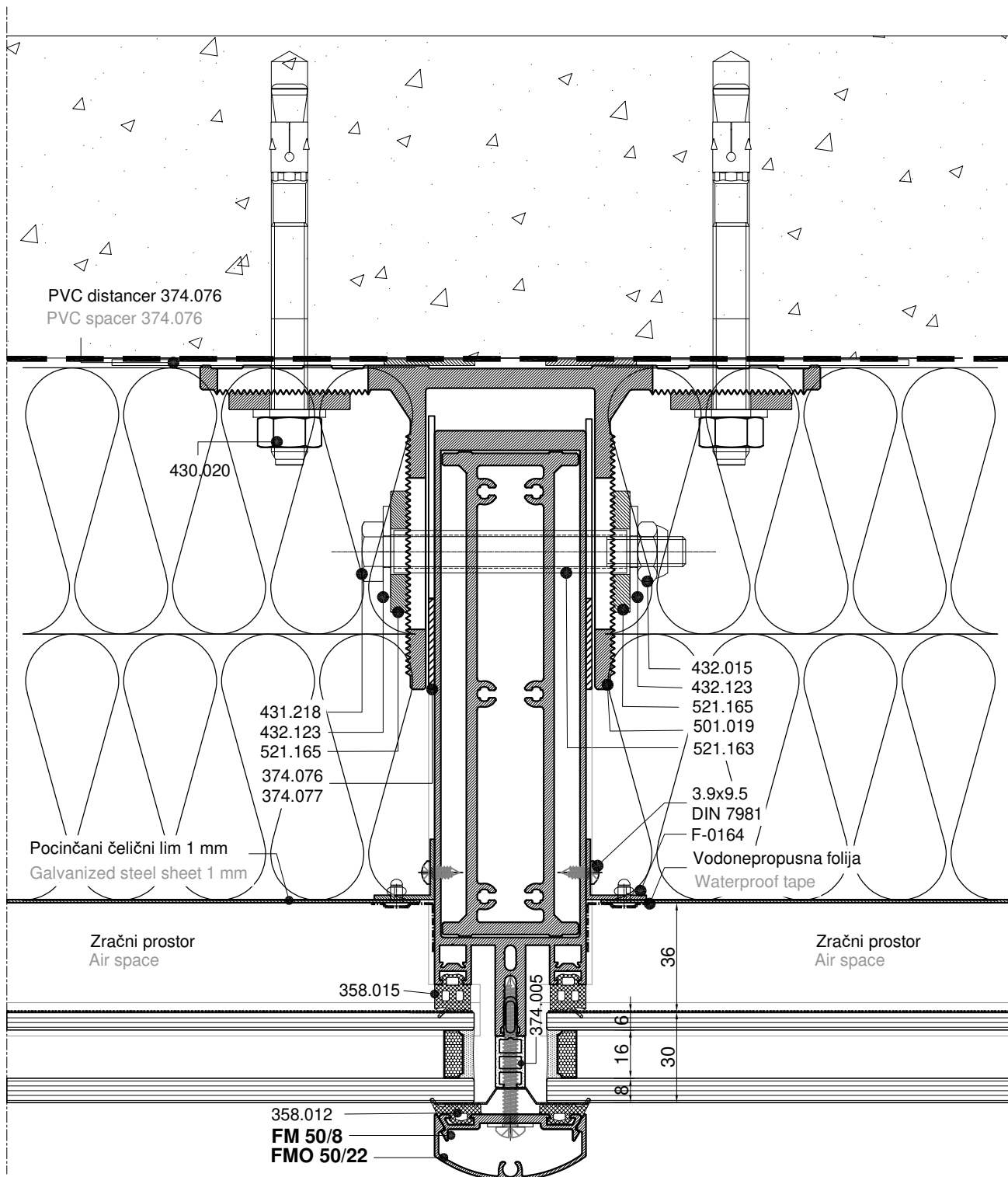
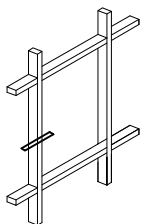
Mogućnost ugradnje motora za krovni prozor  
s navojnim vretenom 230V

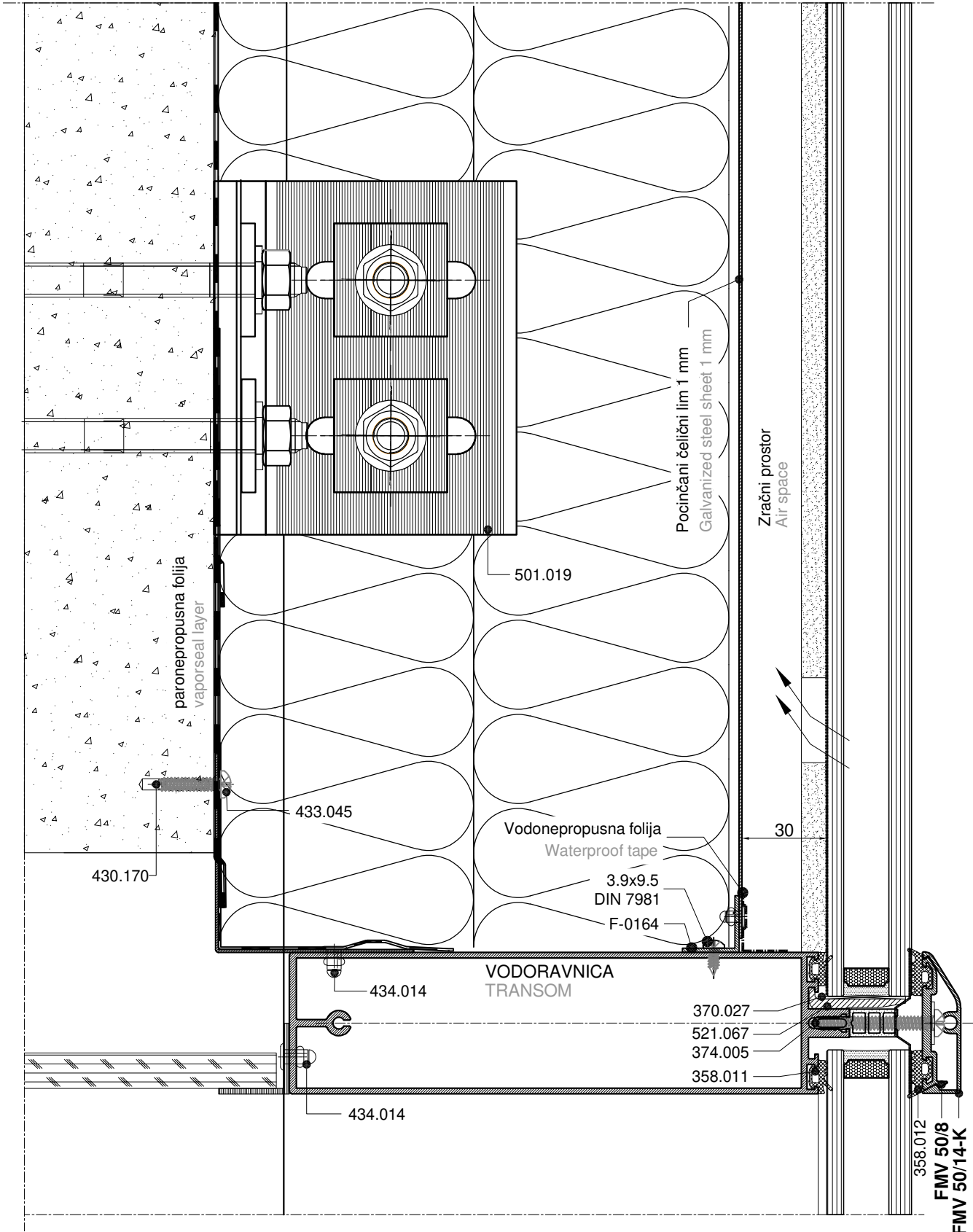
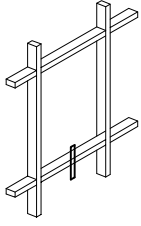
The possibility of installing a motor for a skylight  
with a screw spindle 230V

HIDROIZOLACIJA (BUTILNA TRAKA SA AL FOLIJOM  
- SPOJEVE OBAVEZNO LIJEPITI)

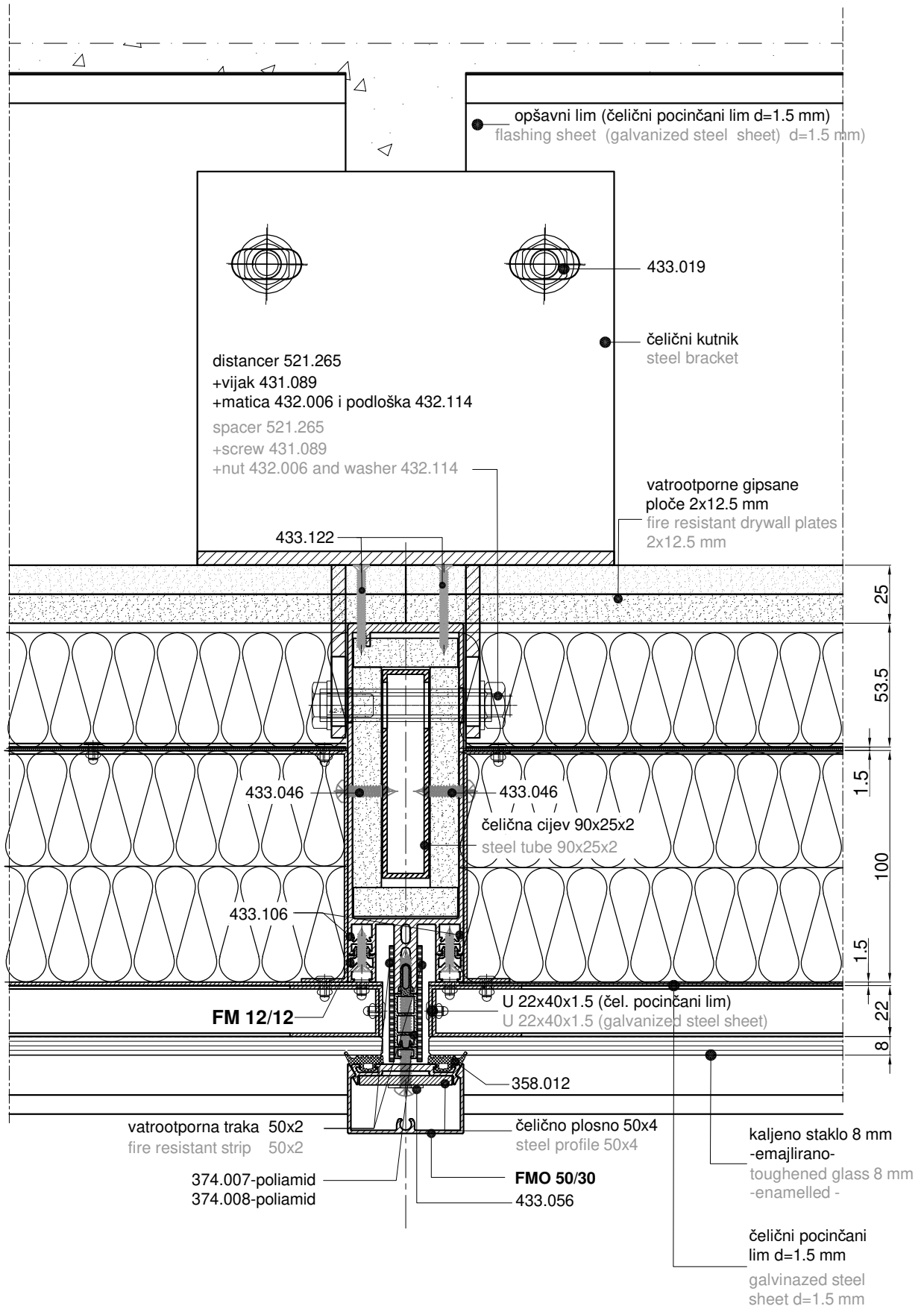
HIDROISOLATION (BUTYL STRIP WITH AL FOLIE)  
CONNECTIONS MUST BE SEALED







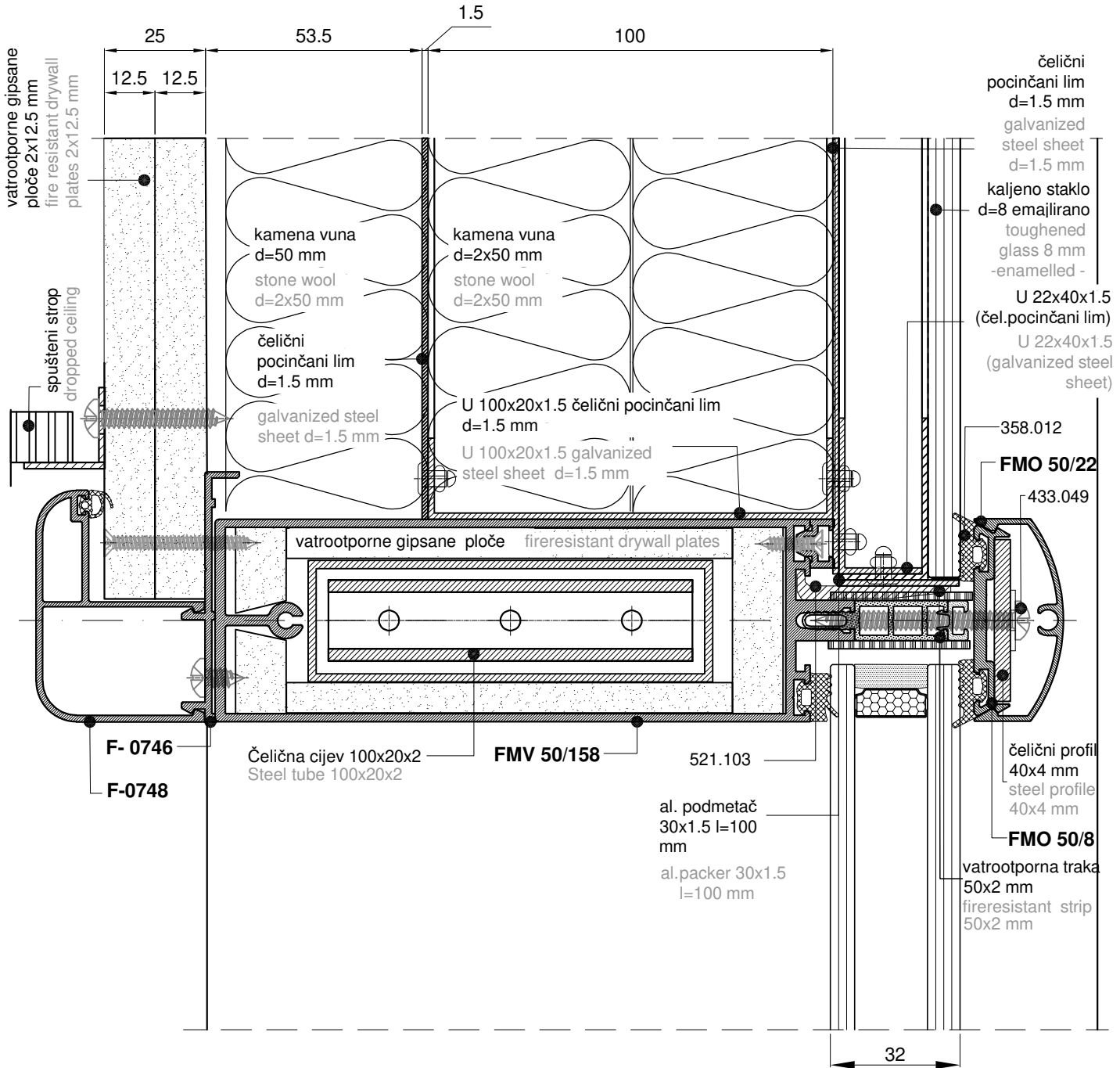
PROTUPOŽARNI PARAPETNI DIO FASADE RAZRED EI 90  
FIRE PROTECTION SPANDREL CLASS EI 90



NAPOMENA: SVE SPOJEVE LIMOVA I ALUMINIJA LIJEPITI VATROOTPORNIM SILIKONOM

ATTENTION: ALL THE CONNECTIONS OF ALUMINIUM AND SHEETS NEED TO BE SEALED WITH FIRERESISTANT SILICONE SEALANT

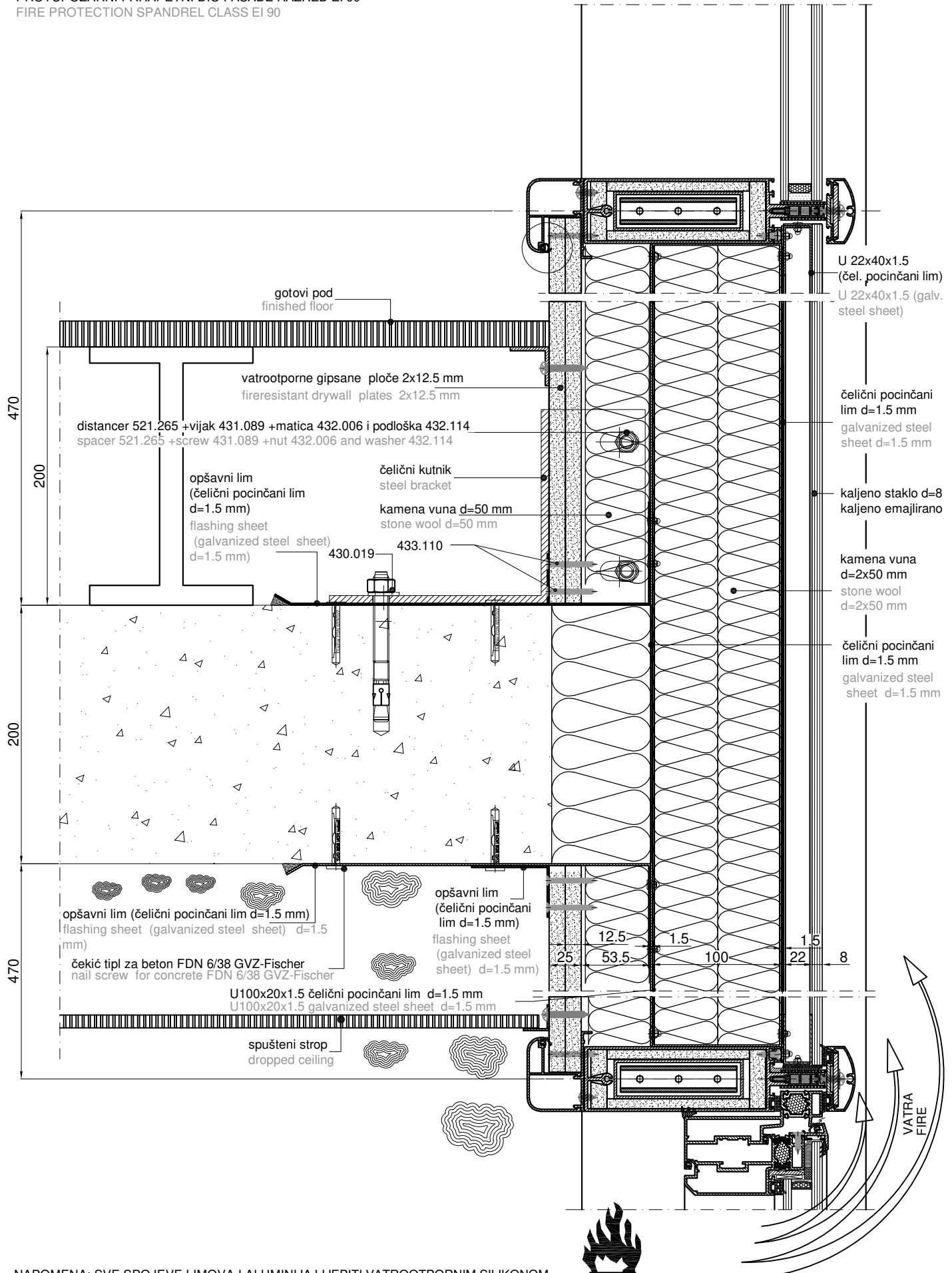
PROTUPOŽARNI PARAPETNI DIO FASADE RAZRED EI 90  
FIRE PROTECTION SPANDREL CLASS EI 90



NAPOMENA: SVE SPOJEVE LIMOVA I ALUMINIJA LIJEPITI VATROTOPORNIM SILIKONOM

ATTENTION: ALL THE CONNECTIONS OF ALUMINIUM AND SHEETS NEED TO BE SEALED WITH FIRERESISTANT SILICONE SEALANT

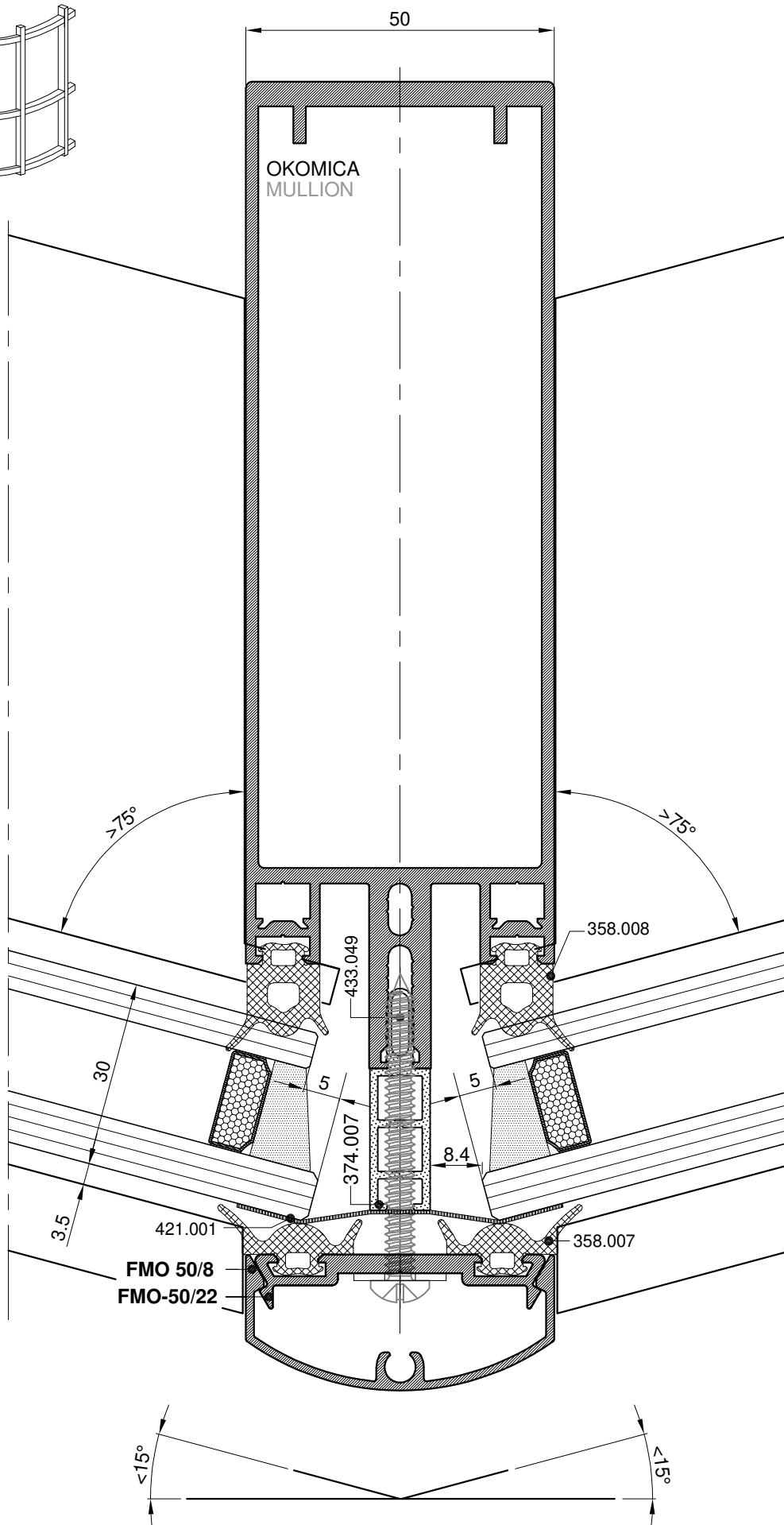
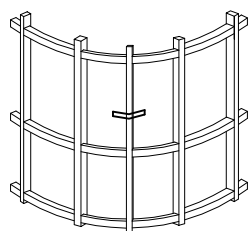
PROTUPOŽARNI PARAPETNI DIO FASADE RAZRED EI 90  
FIRE PROTECTION SPANDREL CLASS EI 90

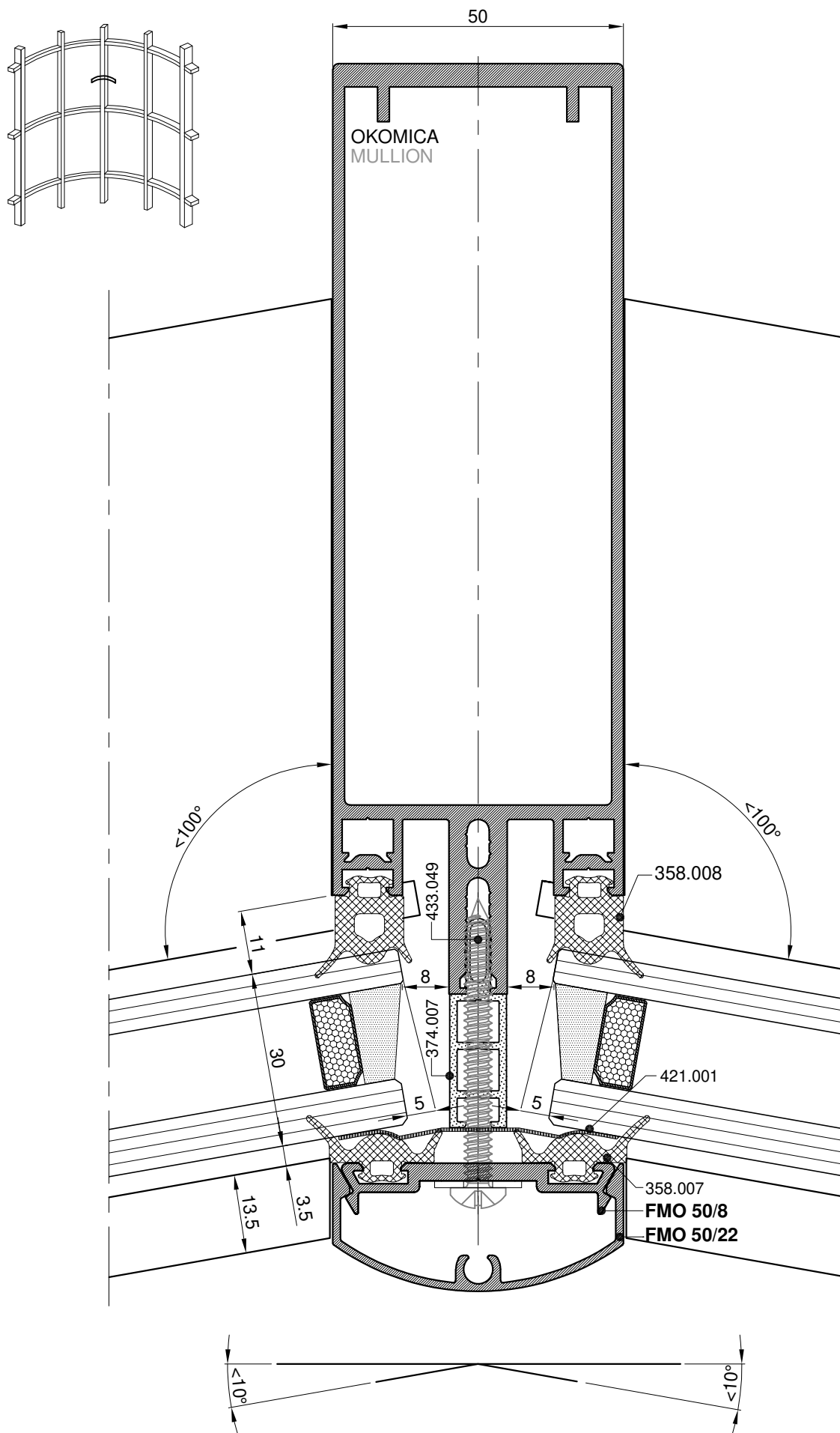


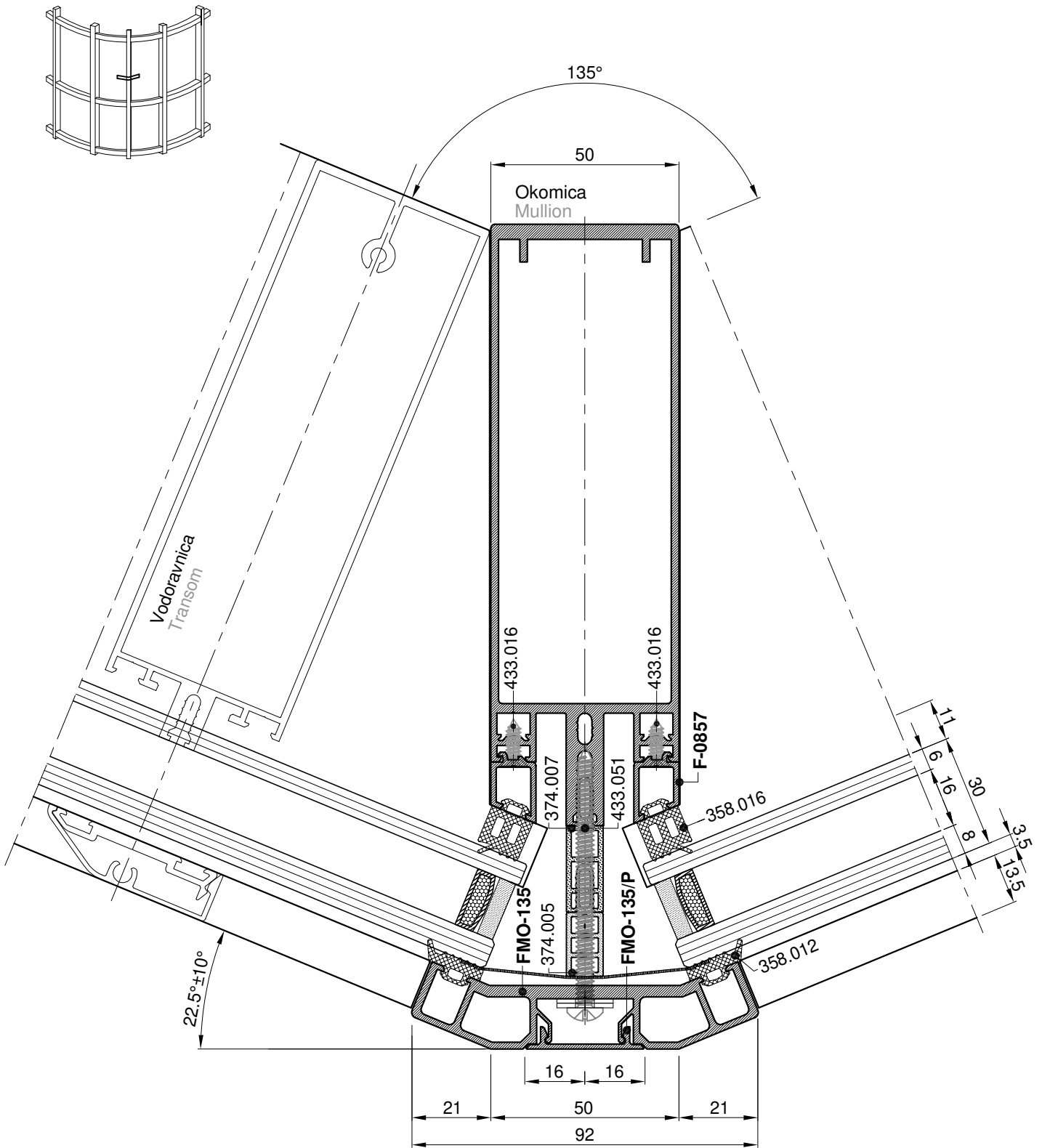
NAPOMENA: SVE SPOJEVE LIMOVA I ALUMINIJA LIJEPITI VATROOTPORNIM SILIKONOM

ATTENTION: ALL THE CONNECTIONS OF ALUMINIUM AND SHEETS NEED TO BE SEALED WITH FIRERESISTANT SILICONE SEALANT

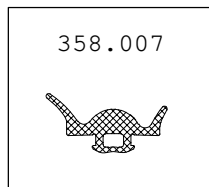
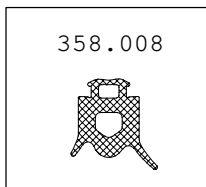


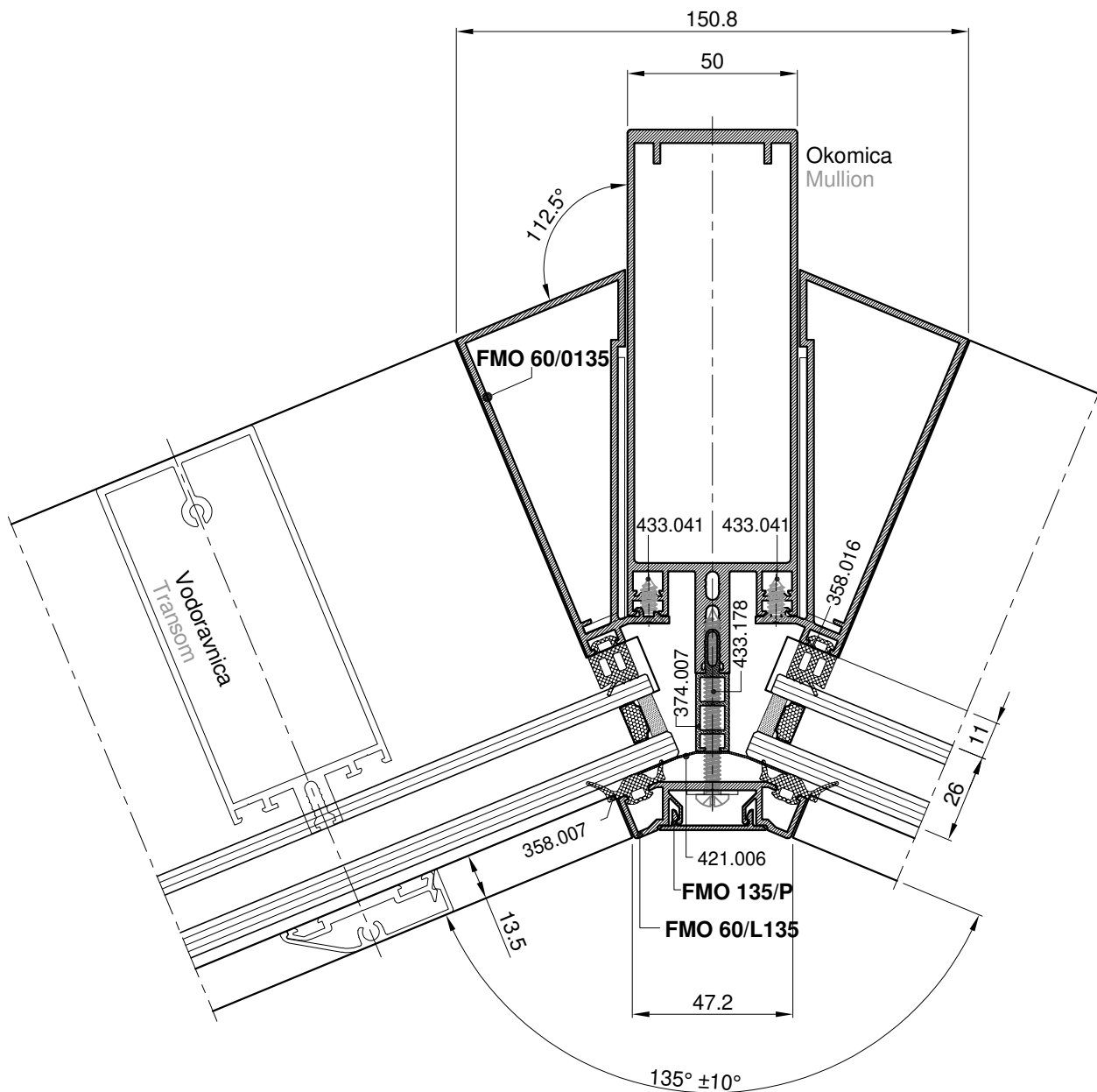
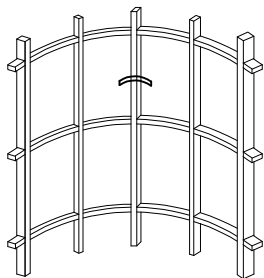




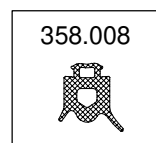


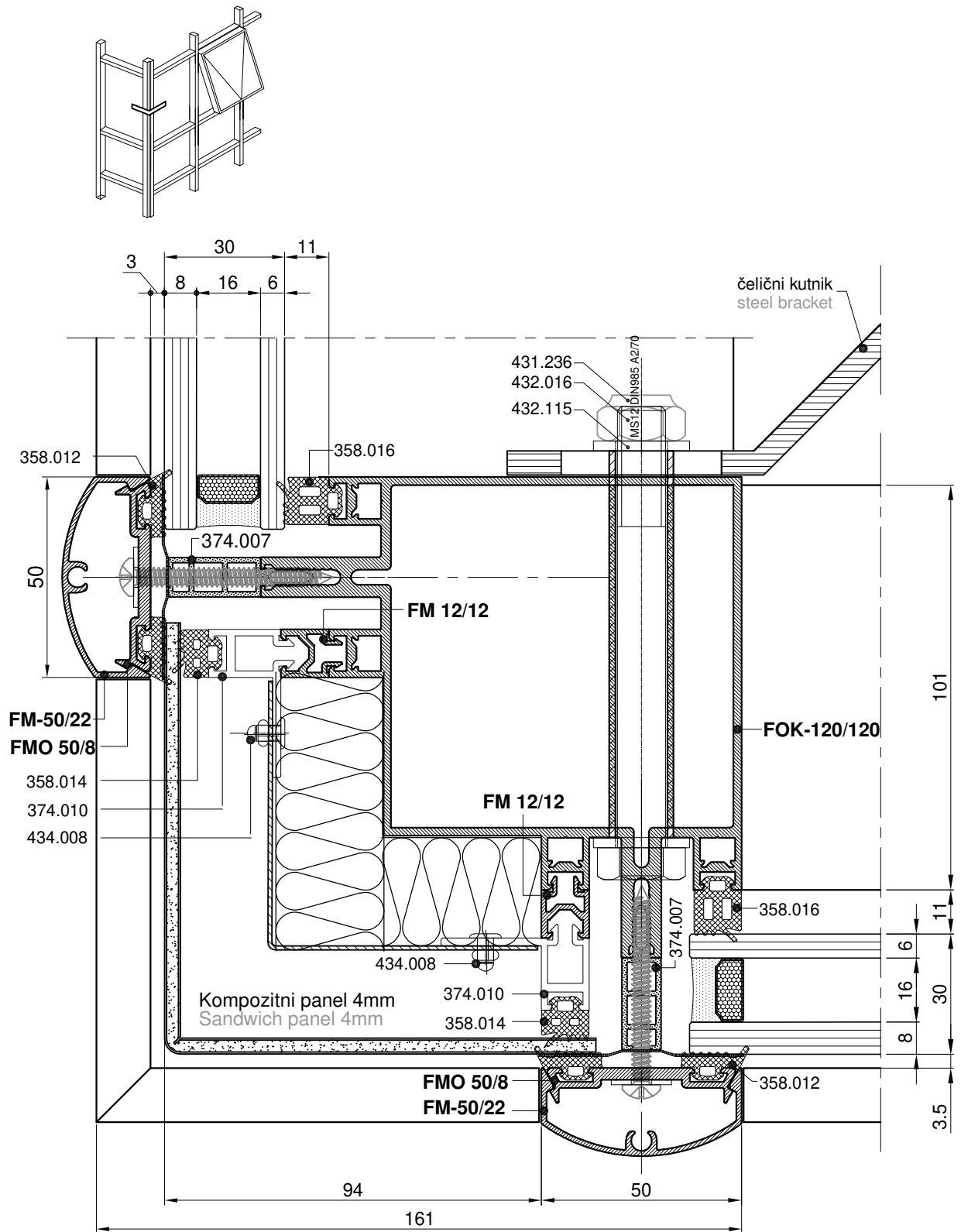
-Zamjenom fasadne brtve 358.016 i 358.015 za 358.008 i 358.007 moguća je promijena kuta od  $\pm 10^\circ$   
 -Replacing facade gasket 358.016 and 358.015 with 358.008 and 358.007 gives possible angle change of  $\pm 10^\circ$

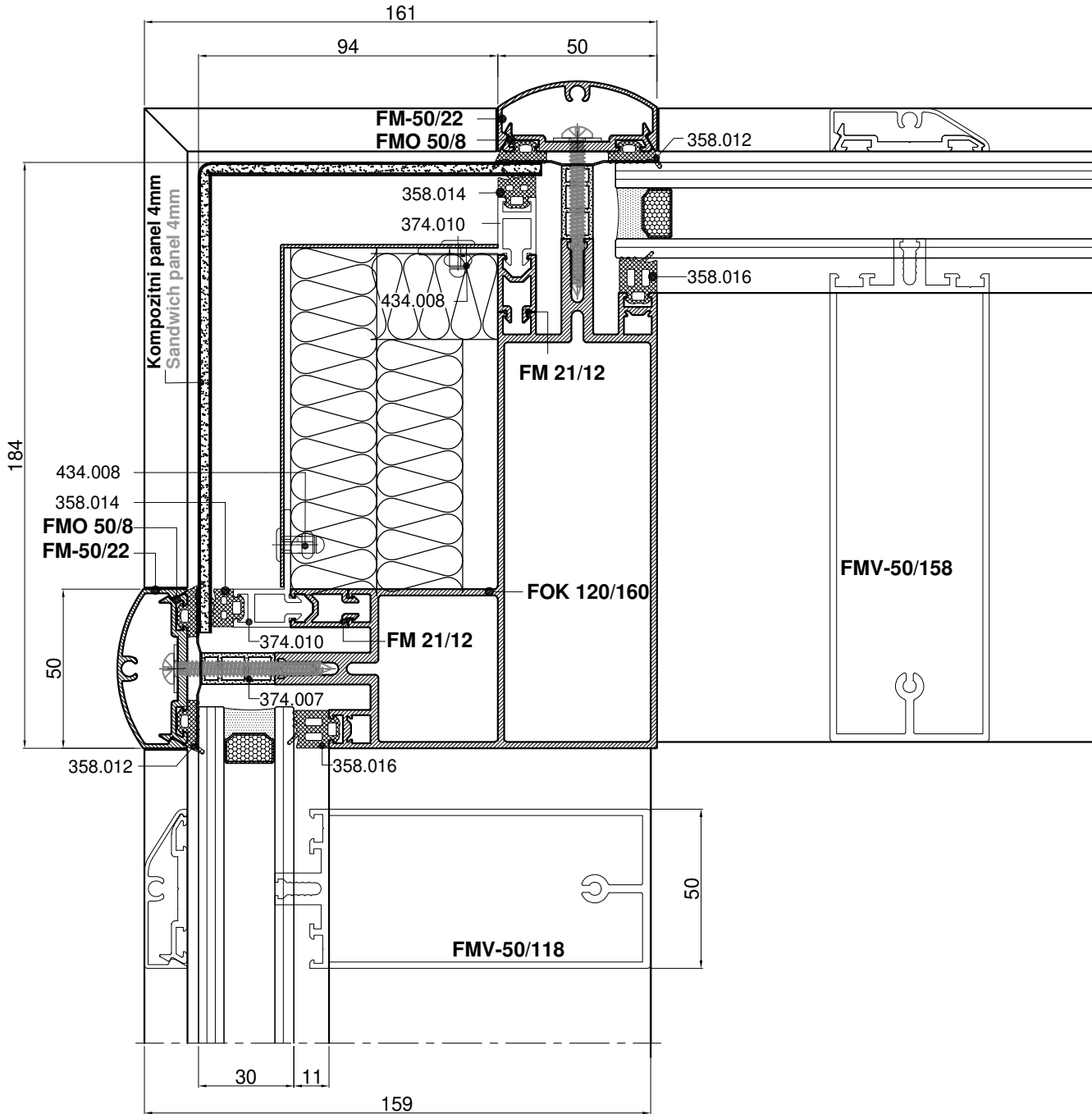
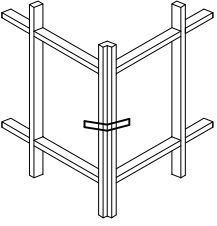


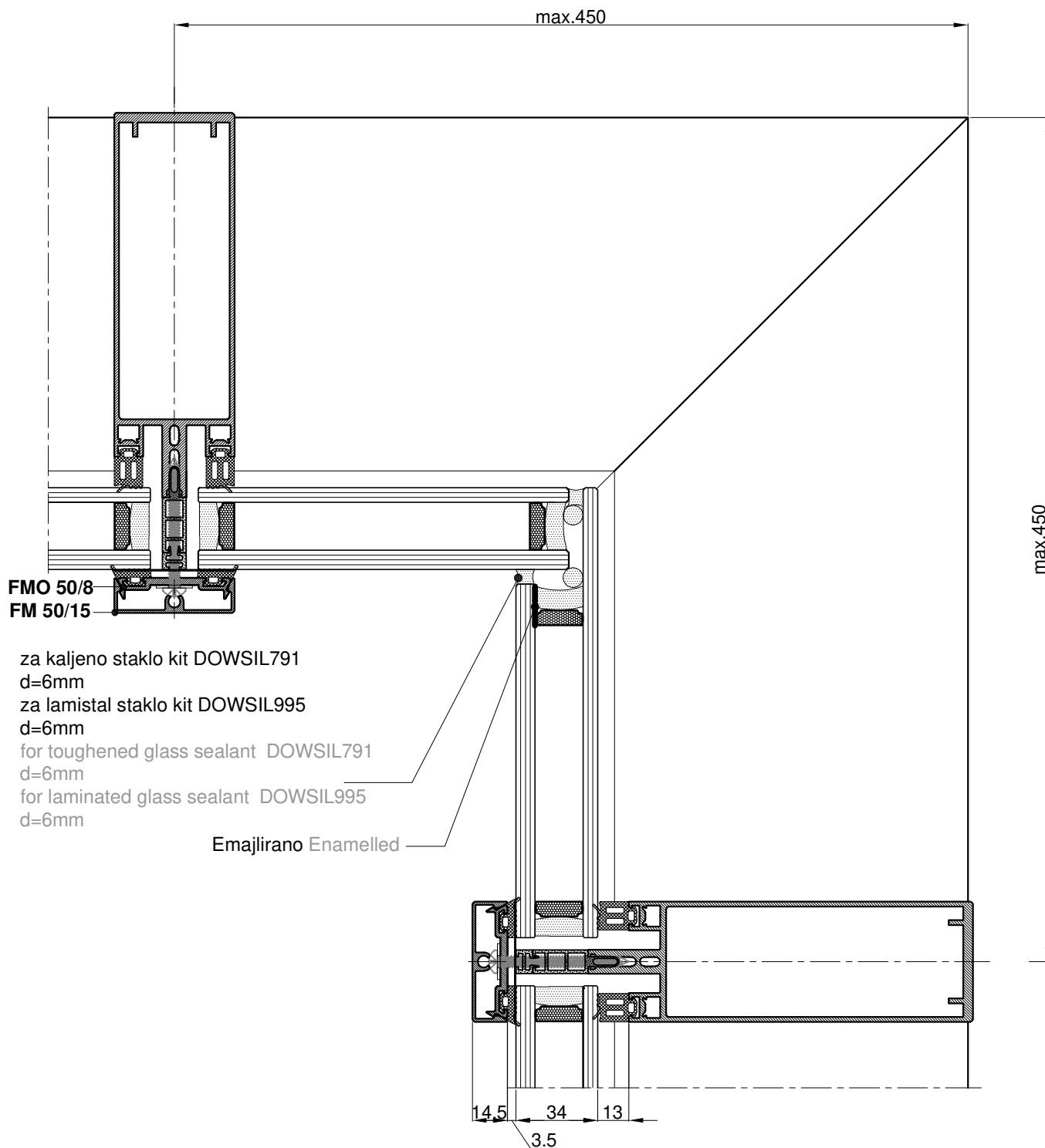


- Zamjenom fasadne brtve 358.016 za 358.008 moguća je promijena kuta od  $\pm 10^\circ$
- Replacing facade gasket 358.016 with 358.008 gives possible angle change of  $\pm 10^\circ$



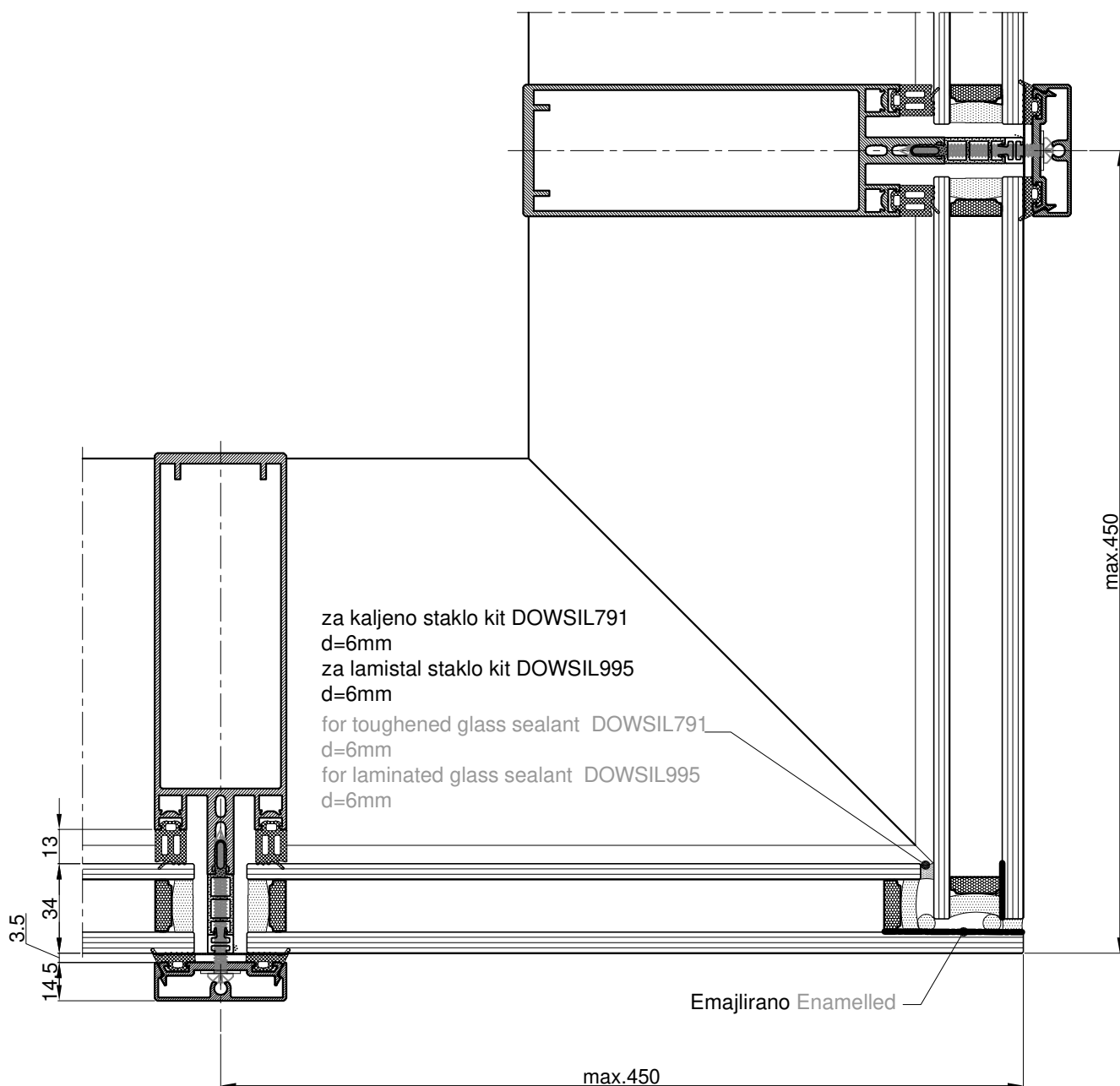






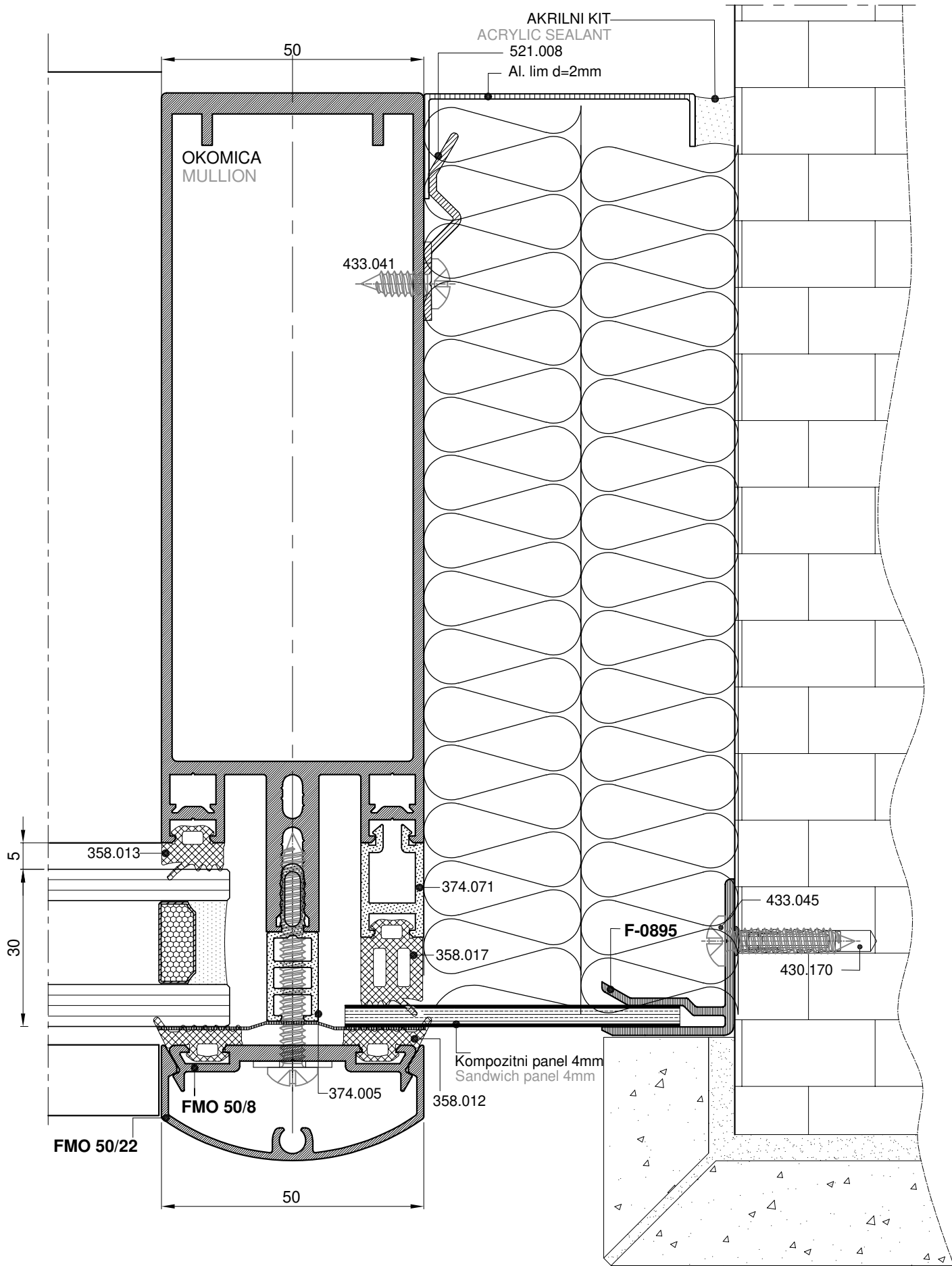
\*DEBLJINA STRUKTURALNOG KITA min 6mm\*

\*STRUCTURAL SEALANT THICKNESS min 6mm\*

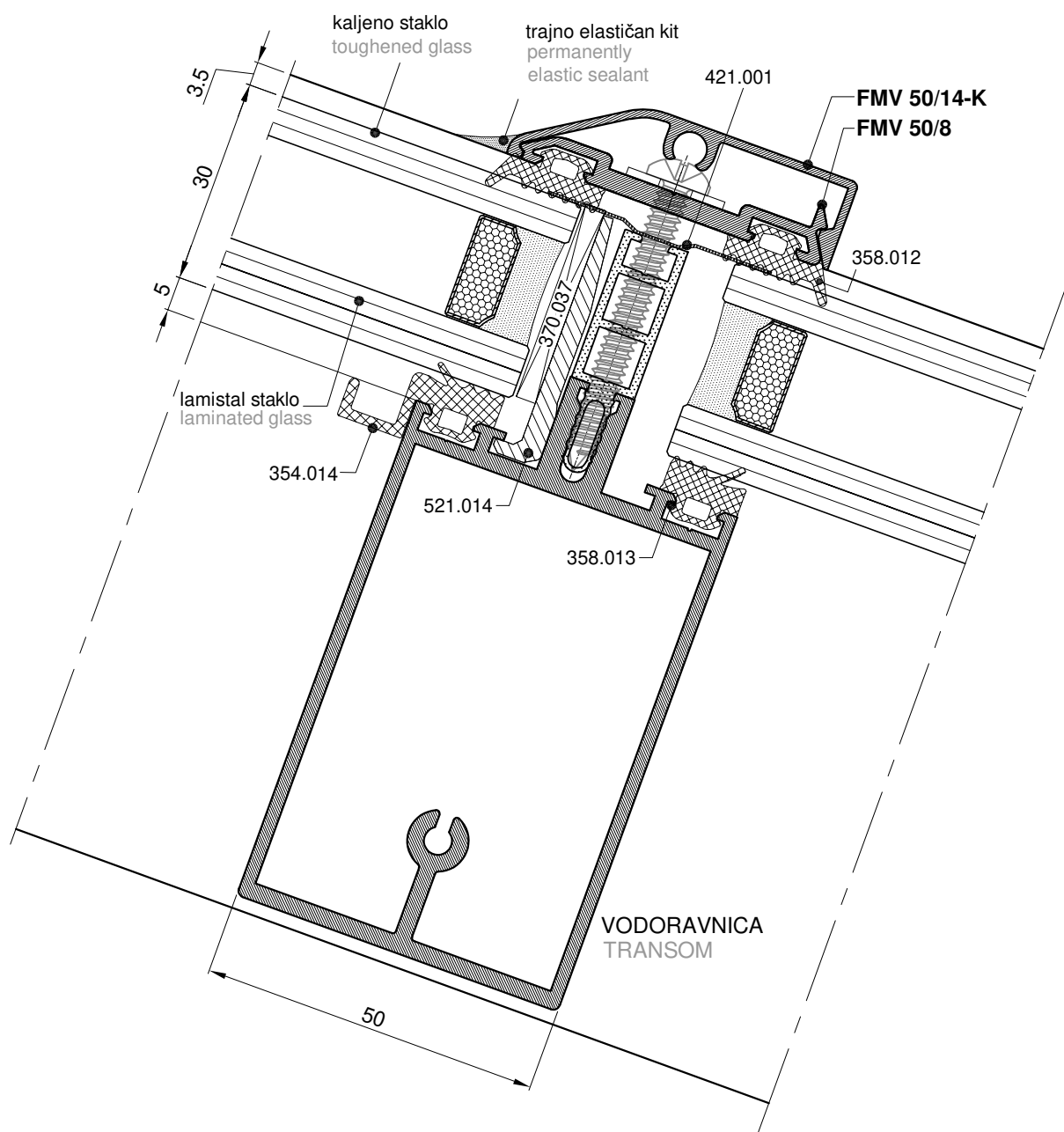
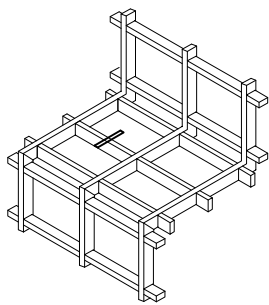


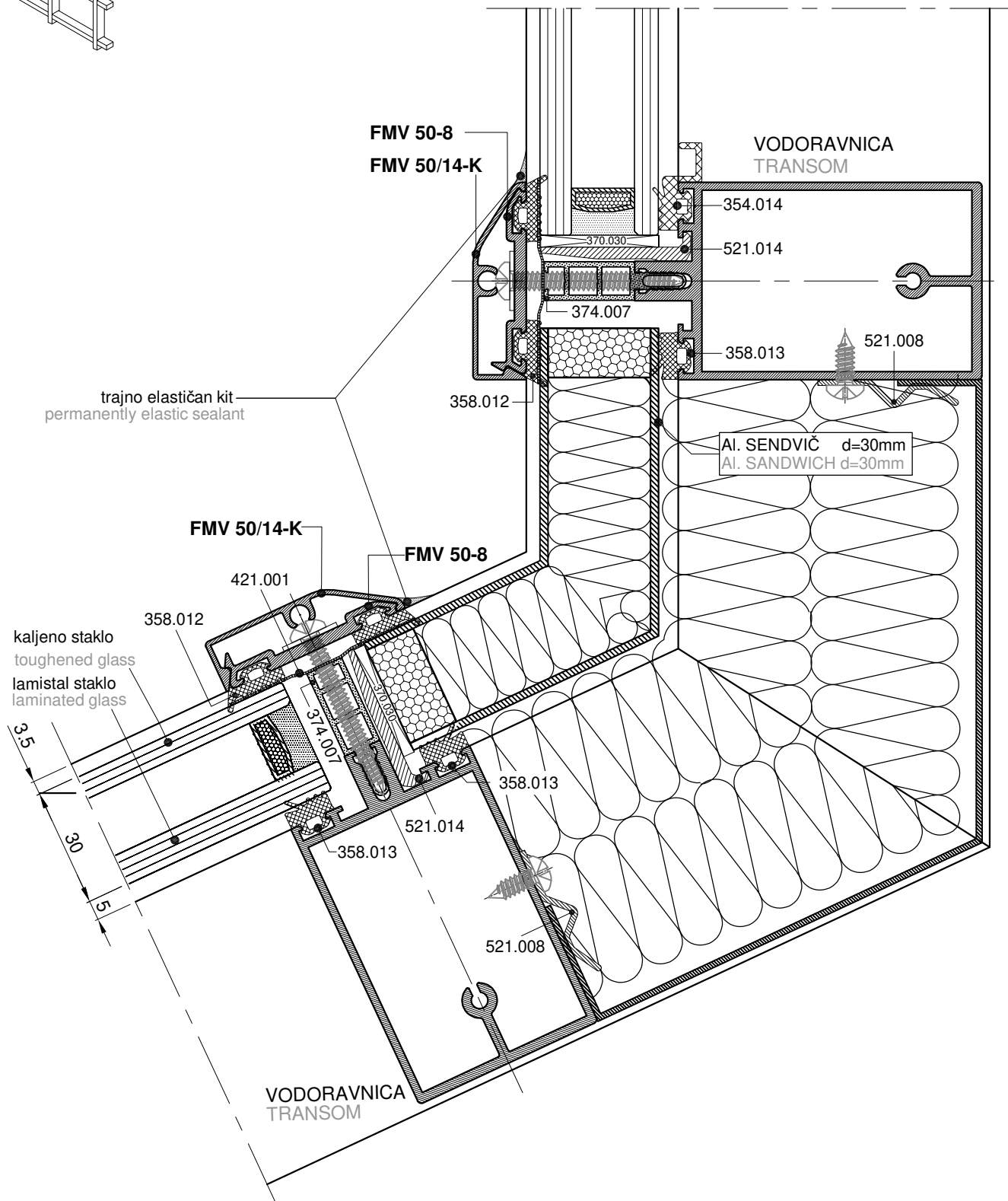
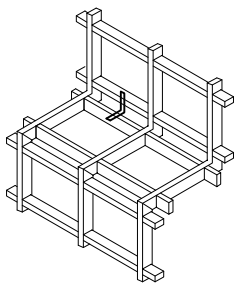
\*DEBLJINA STRUKTURALNOG KITA min 6mm\*

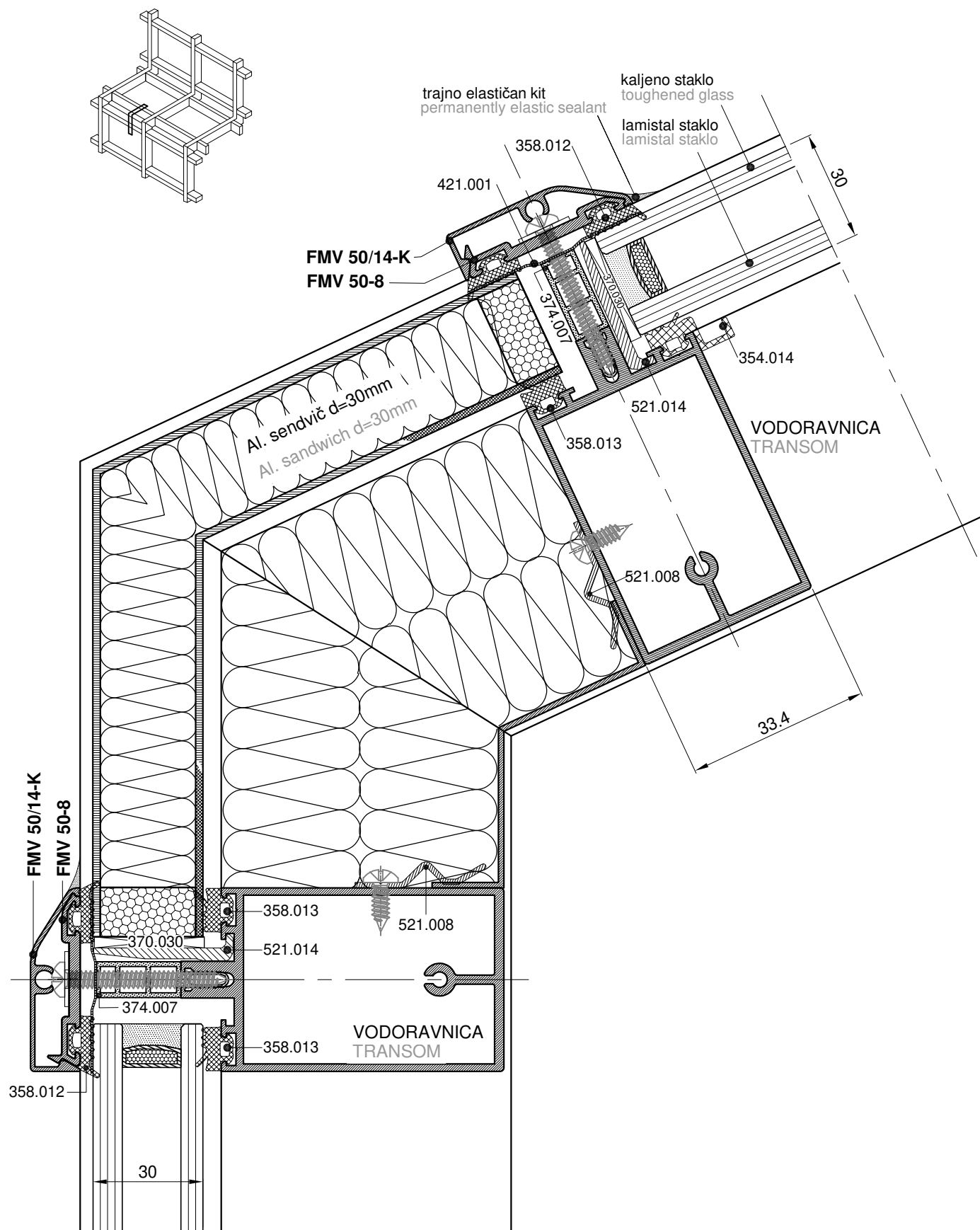
\*STRUCTURAL SEALANT THICKNESS min 6mm\*

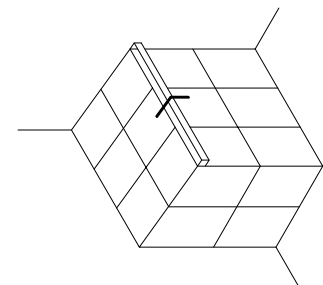
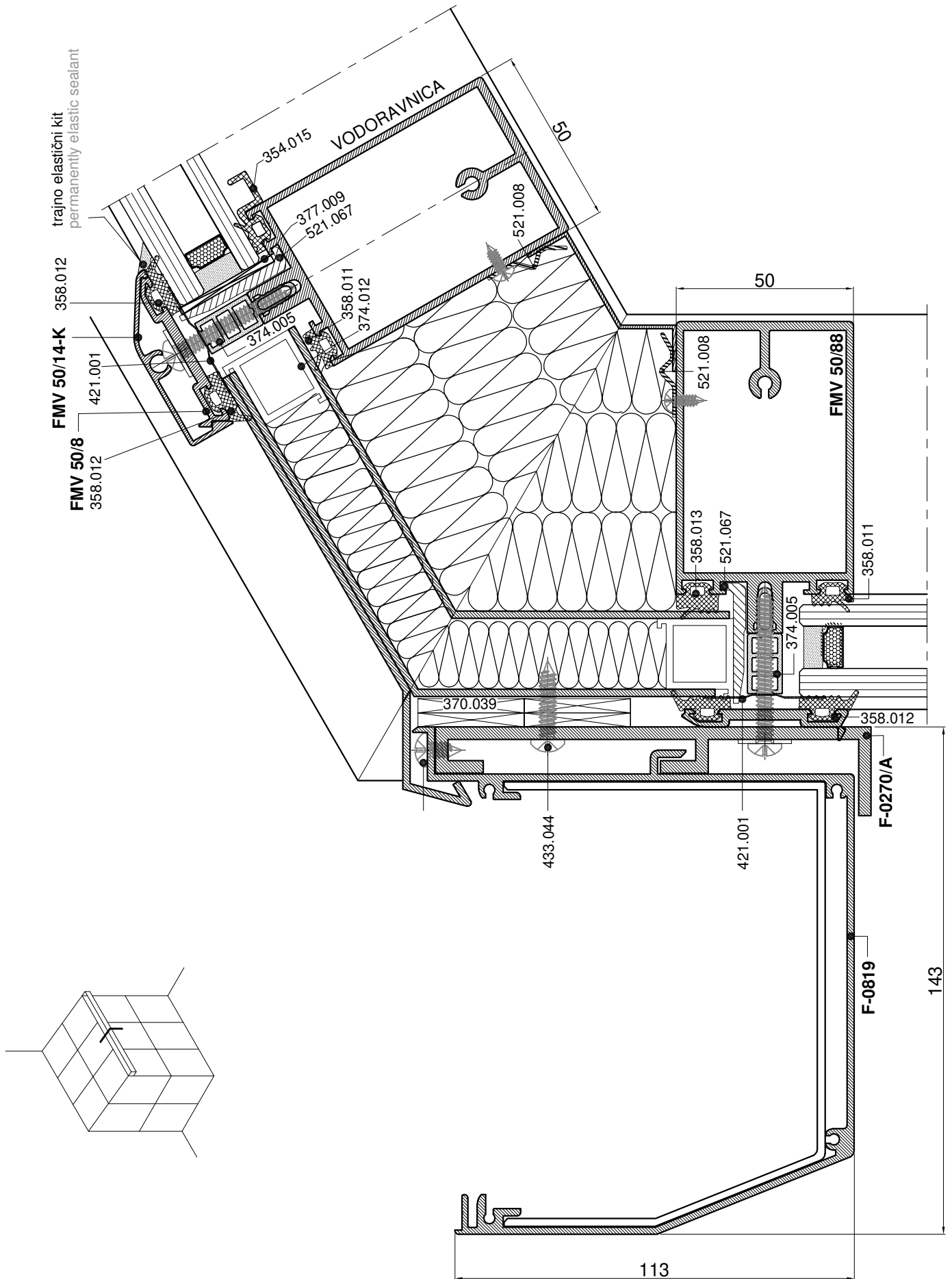


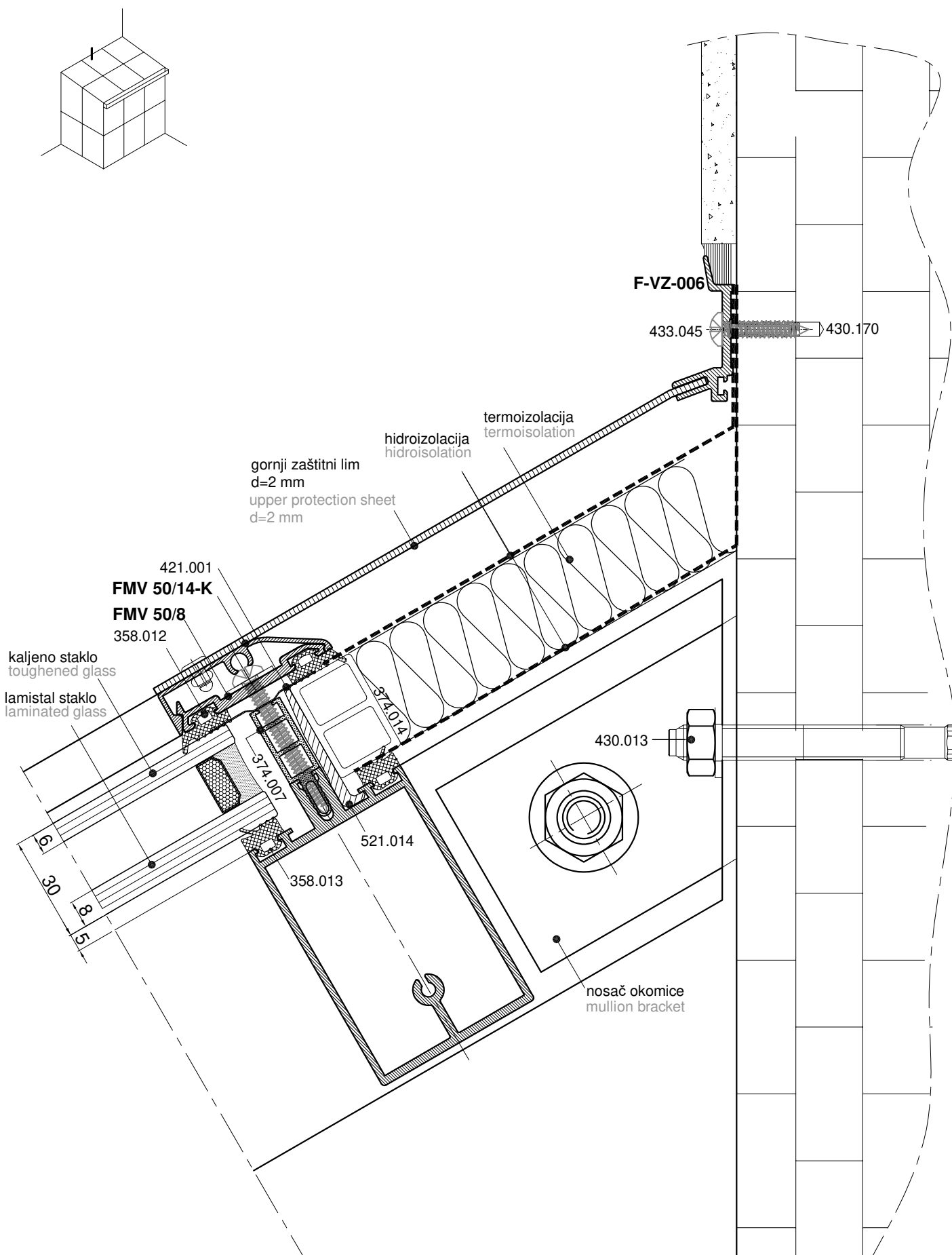




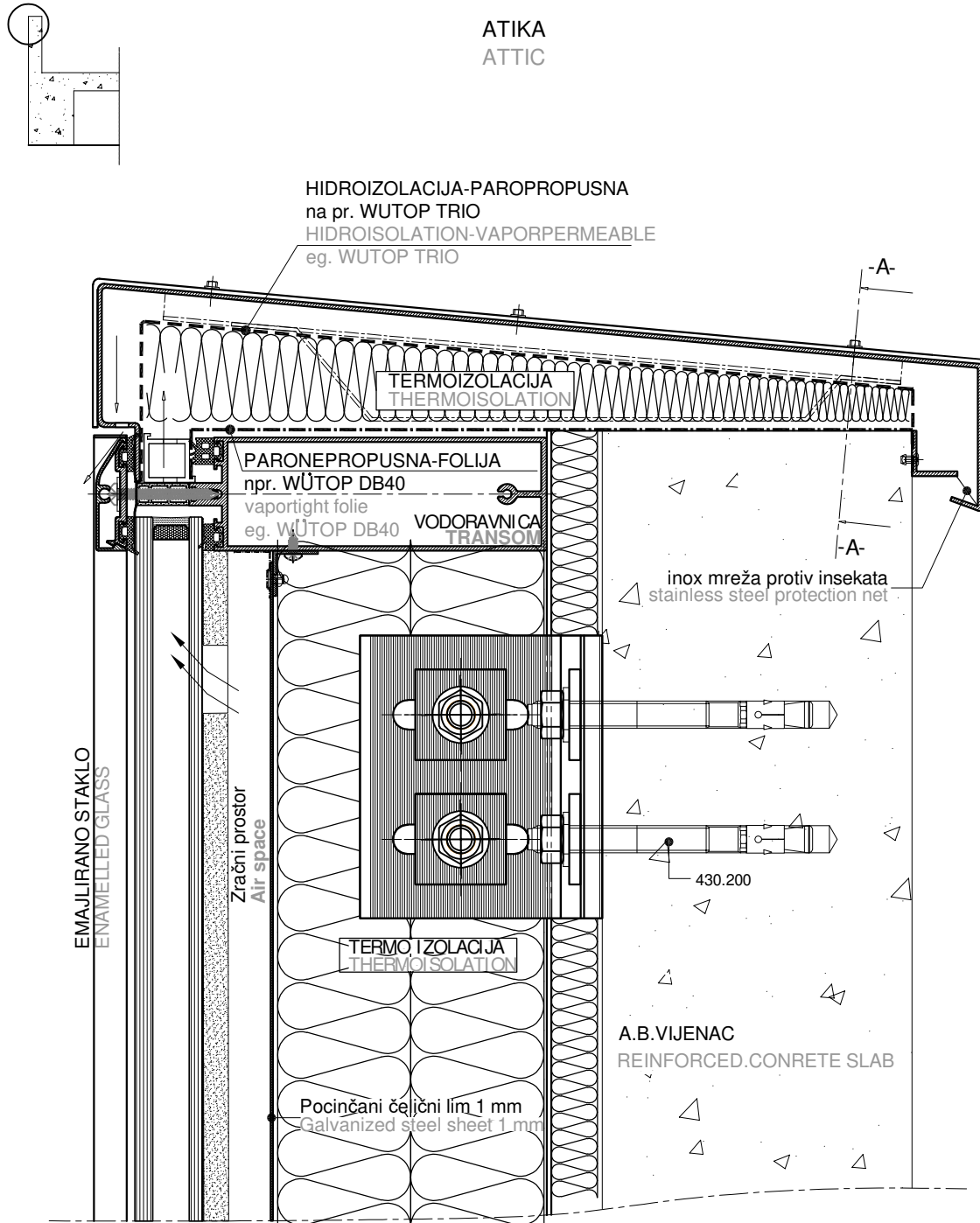




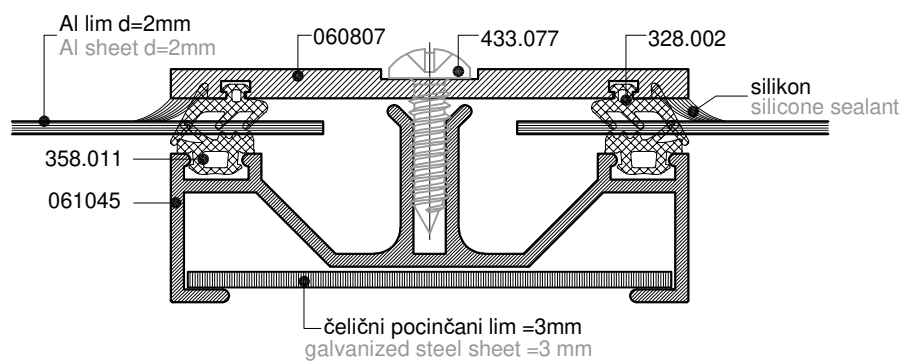


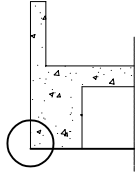




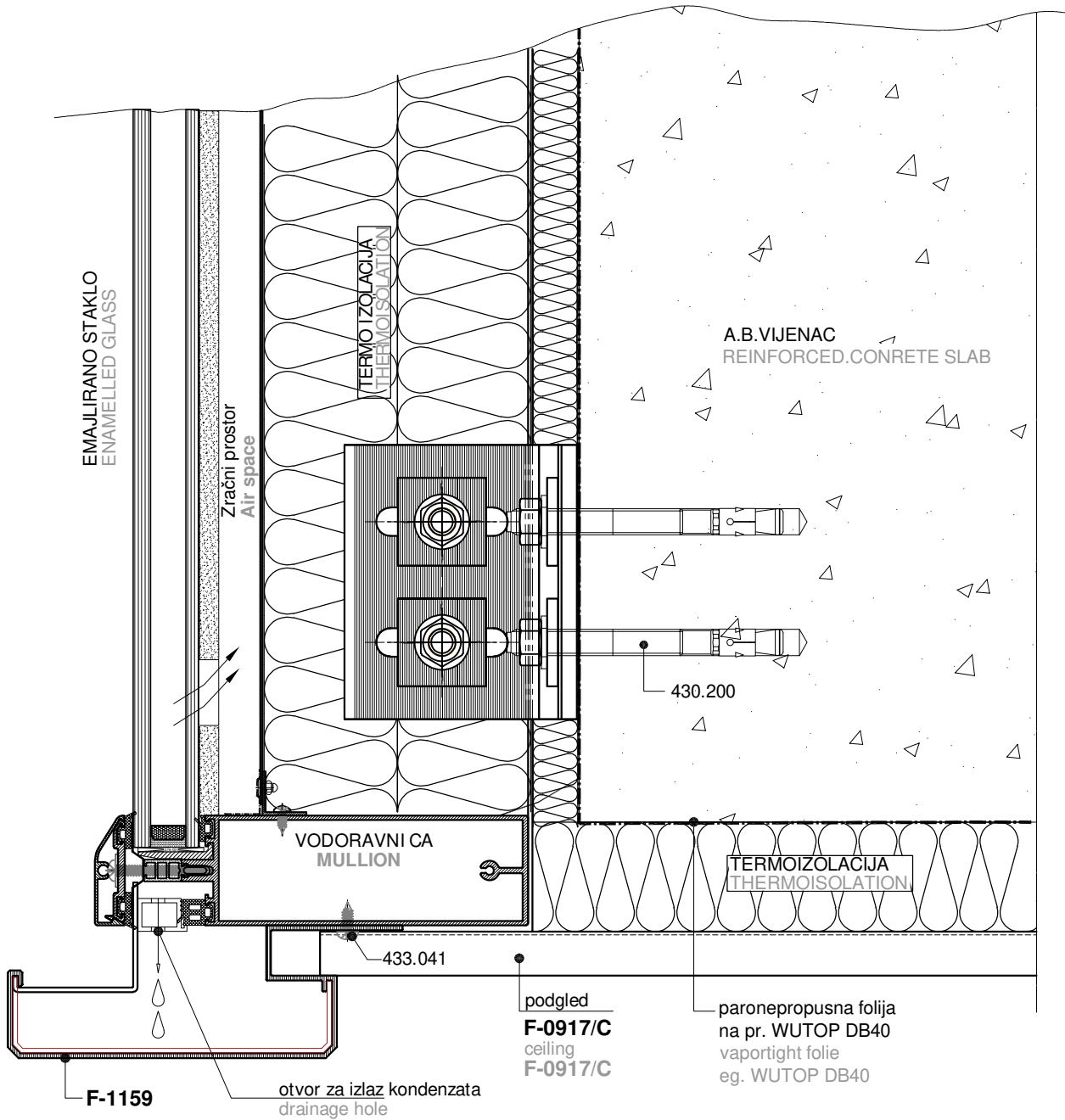


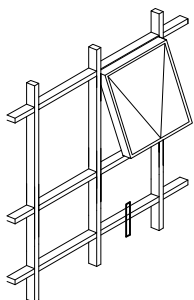
PRESJEK A-A



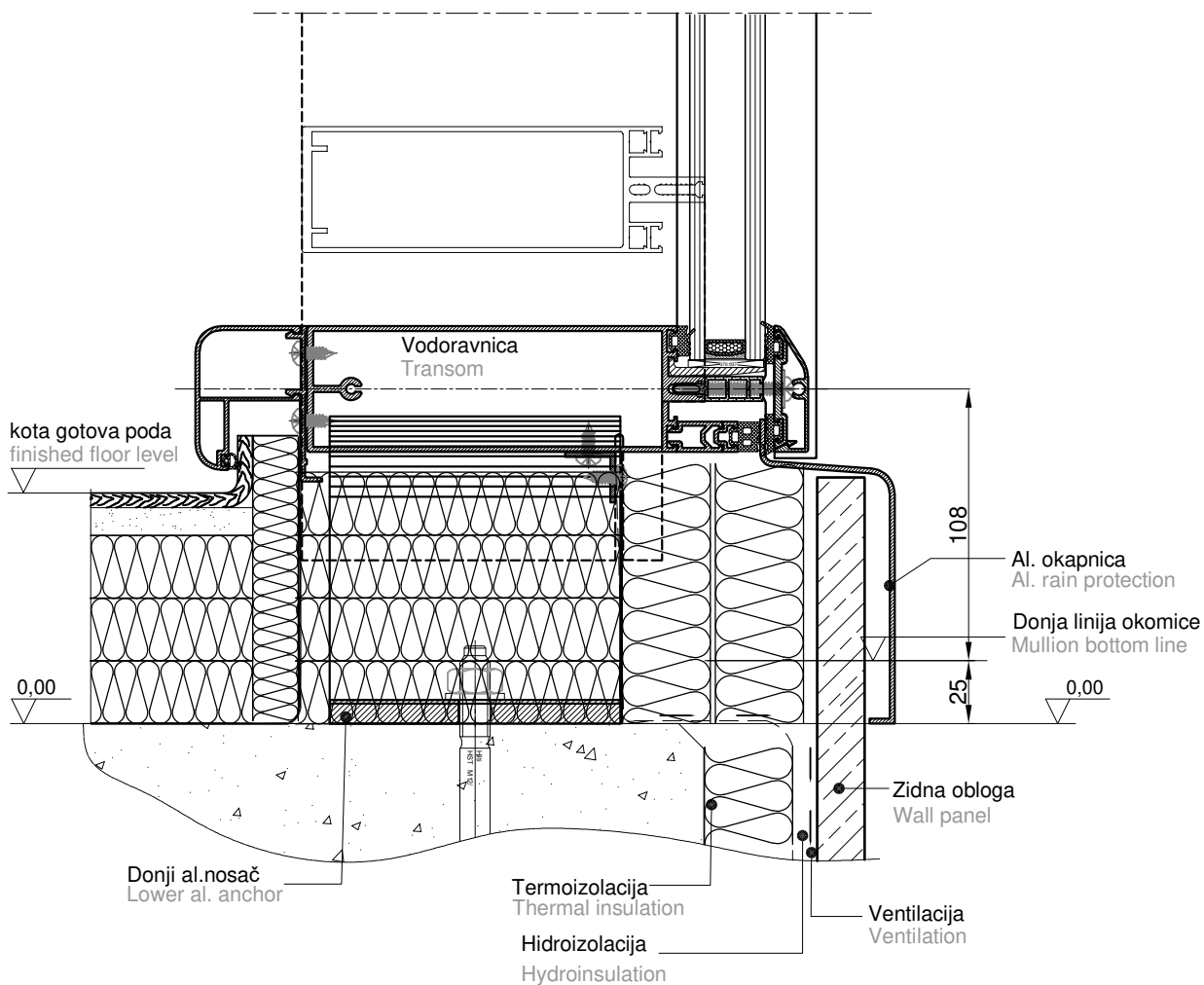
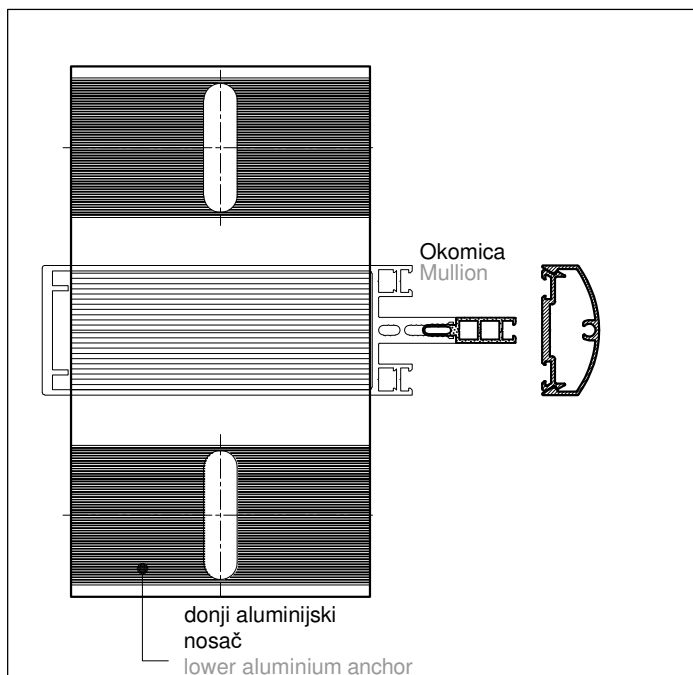


PODGLLED  
SOFFIT

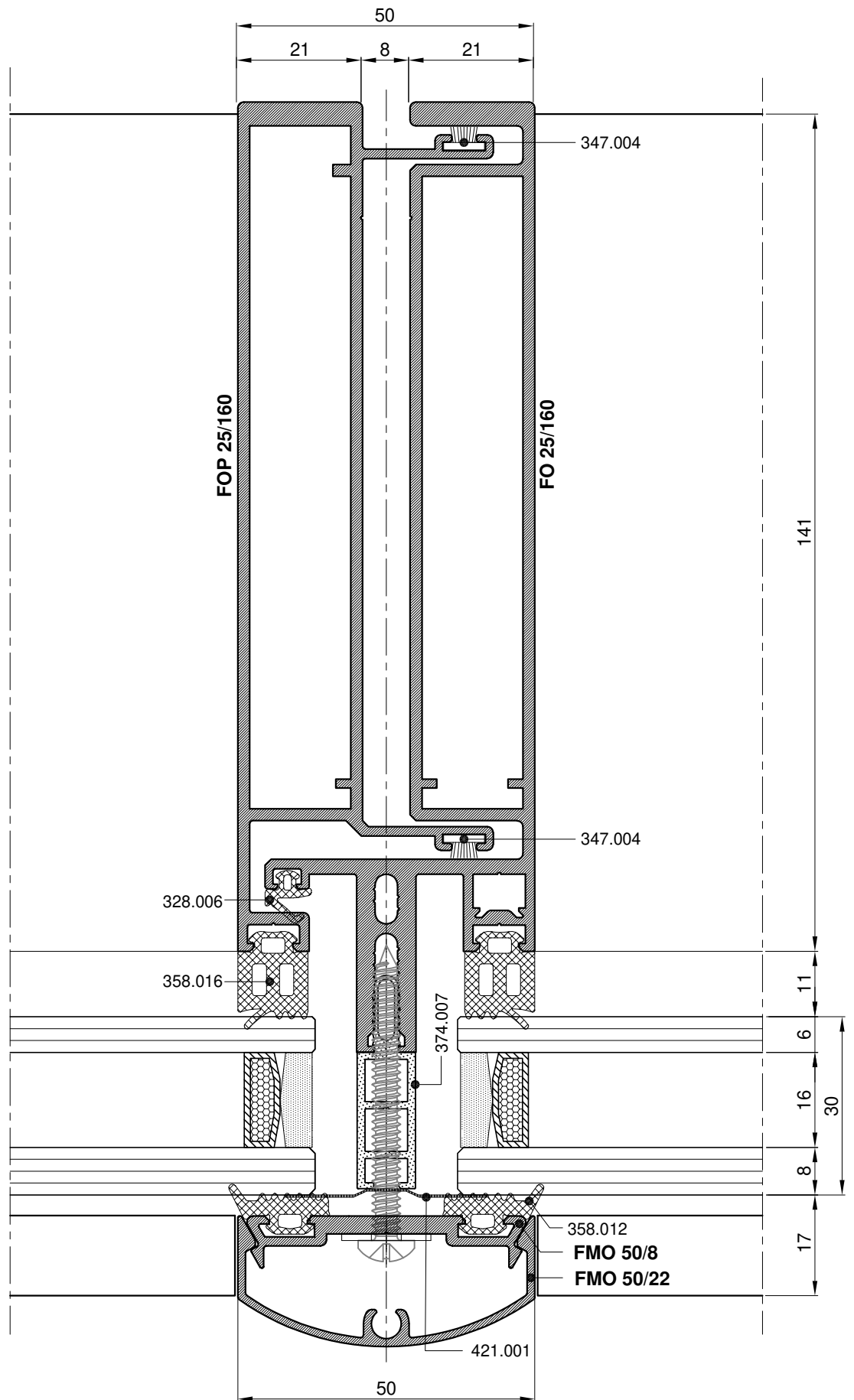
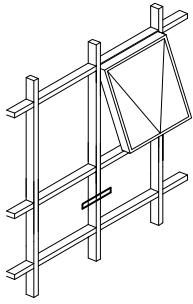


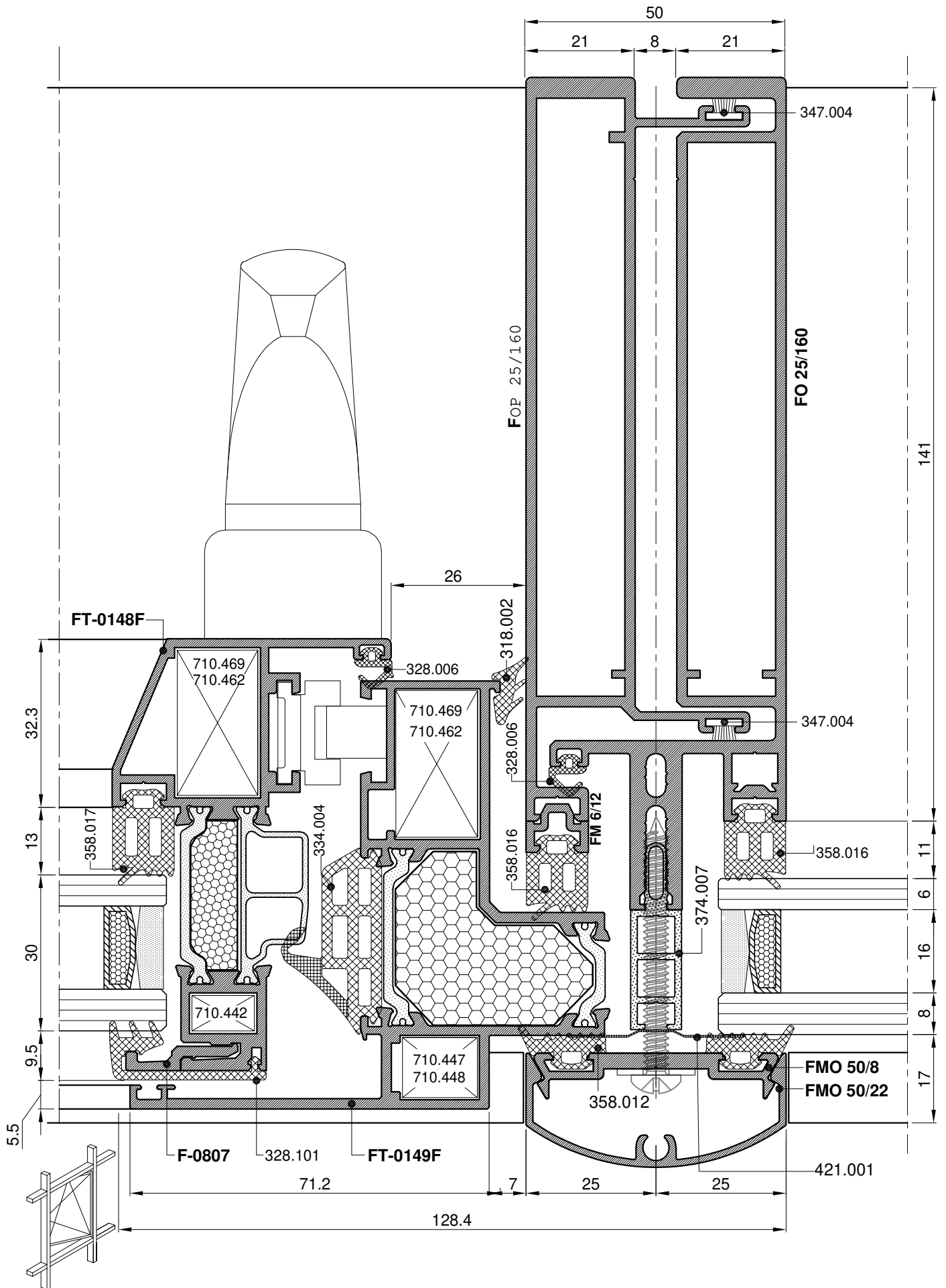


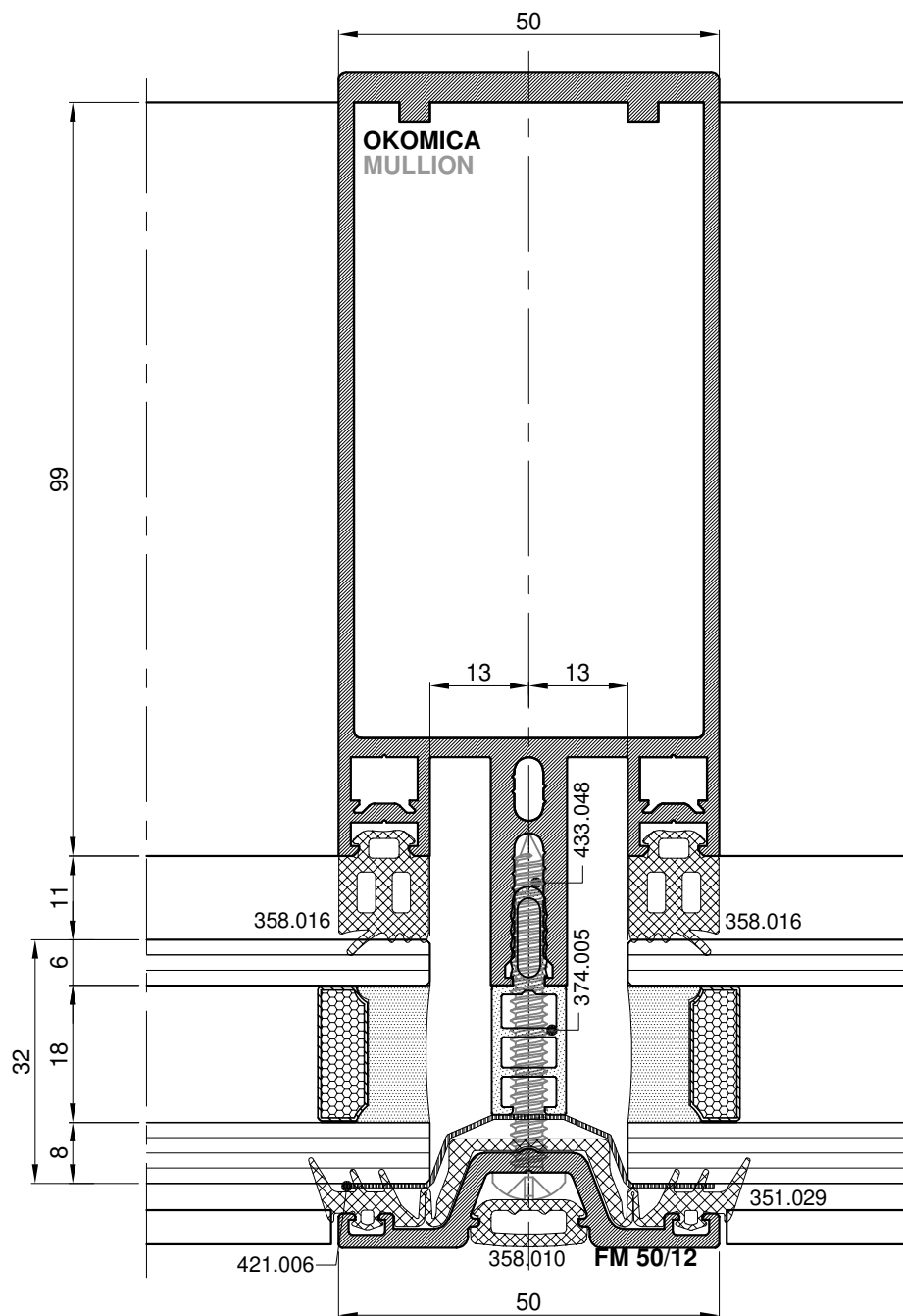
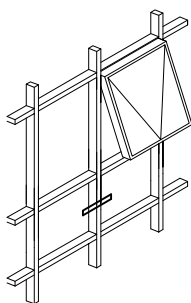
Fasada na  
parapetu kota 0,00  
Facade  
ground floor level 0,00

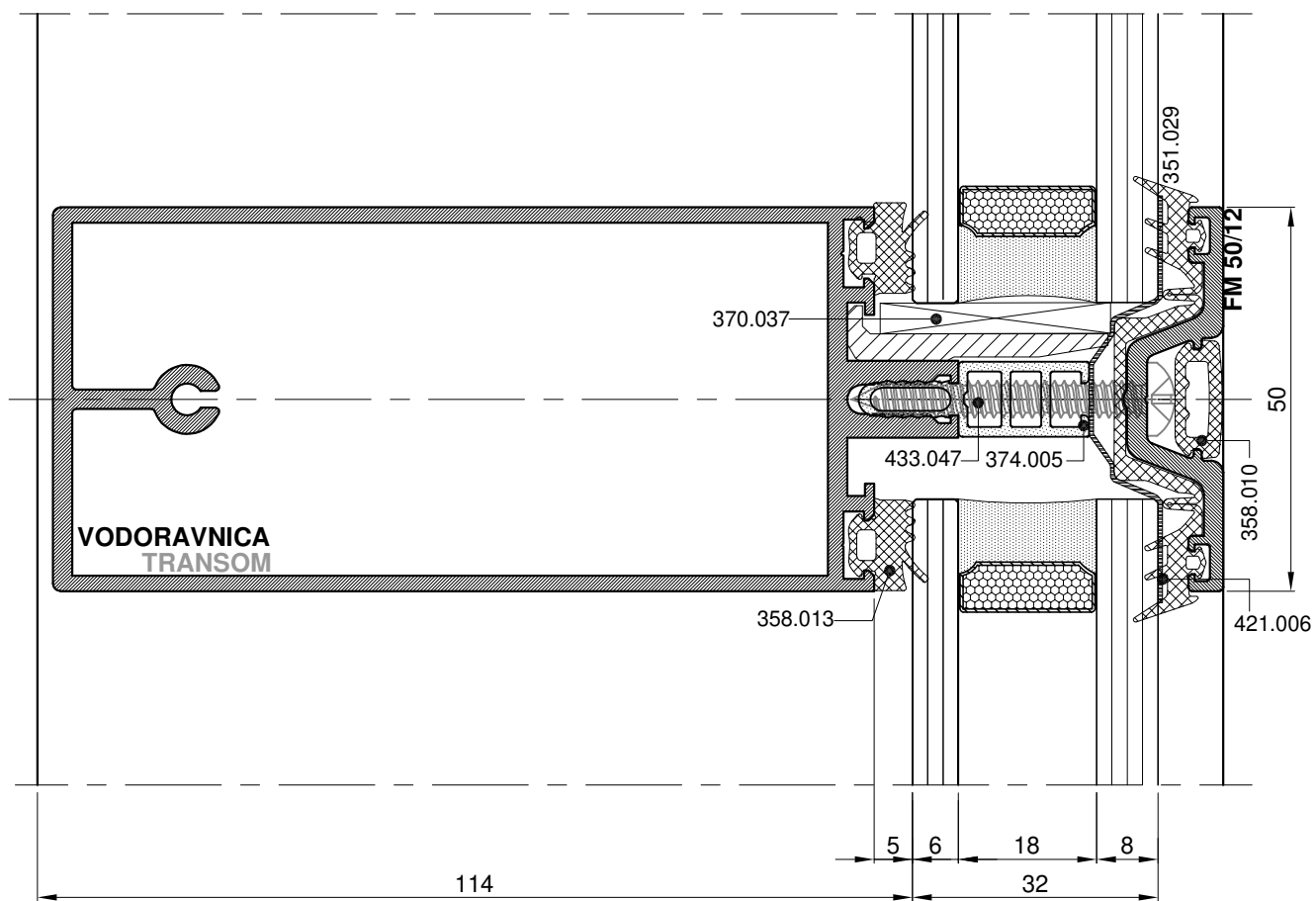
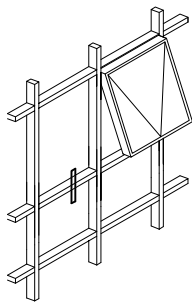


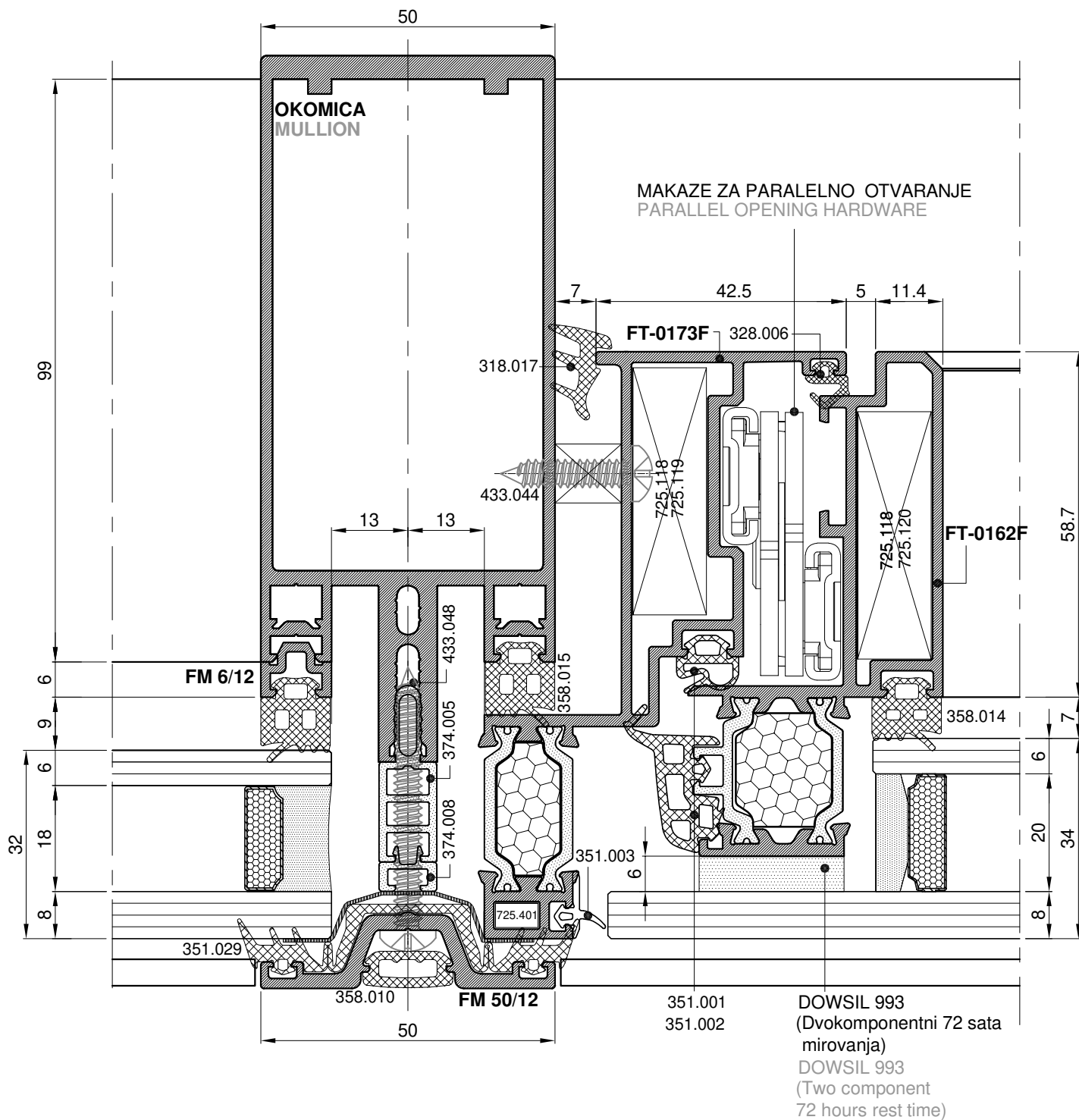
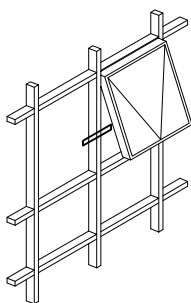


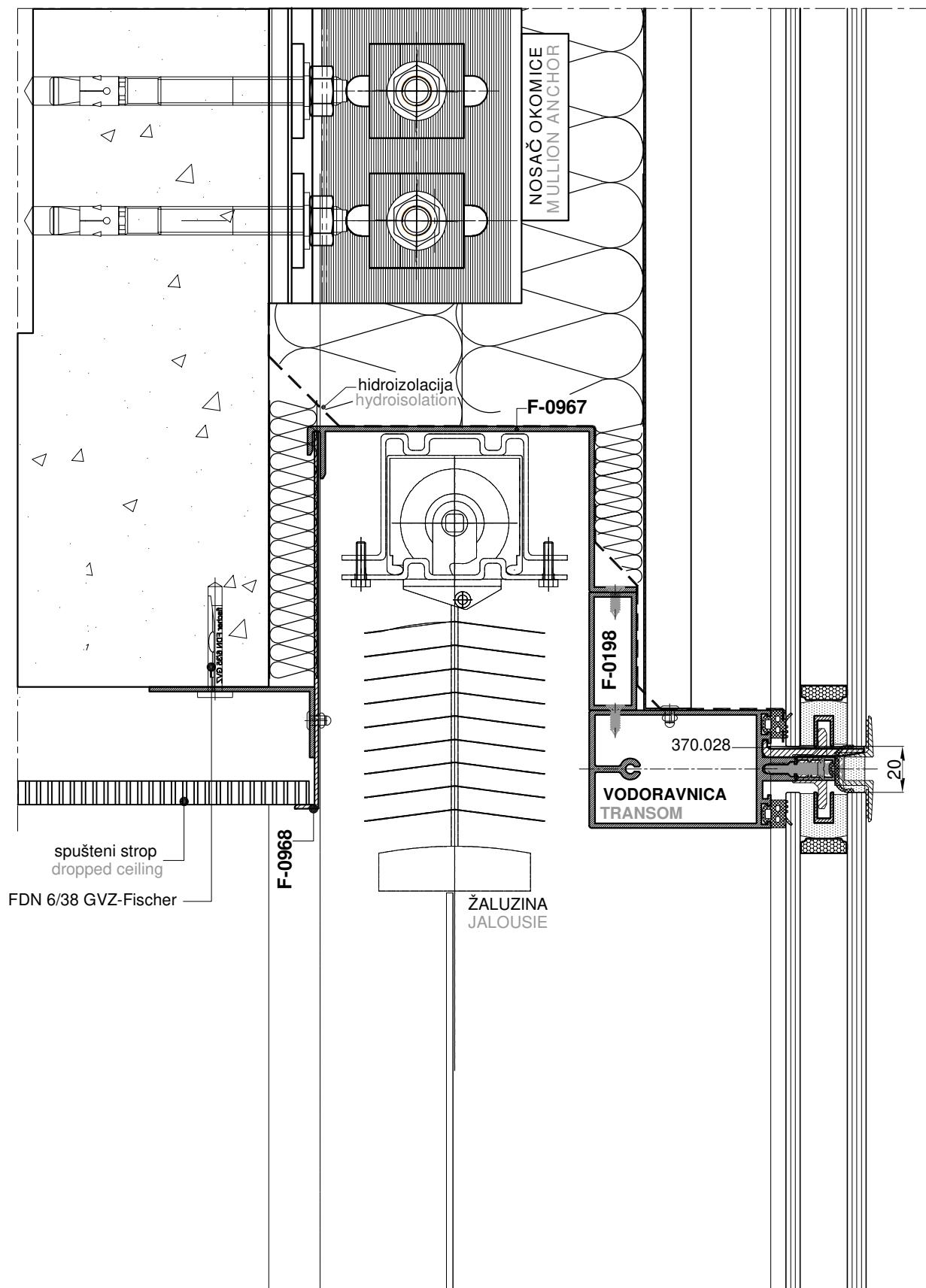


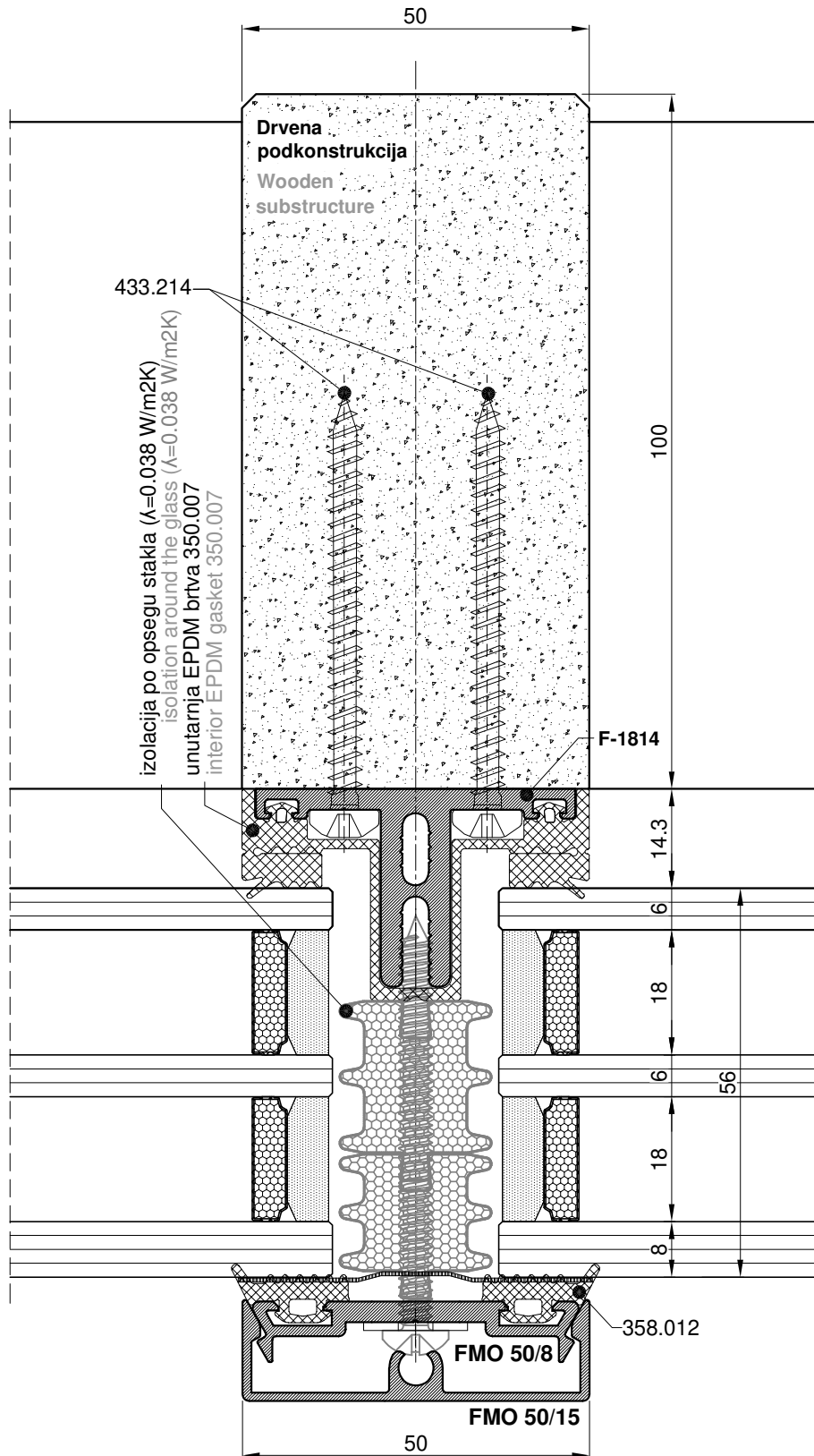
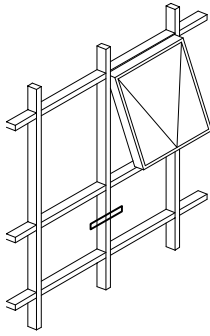


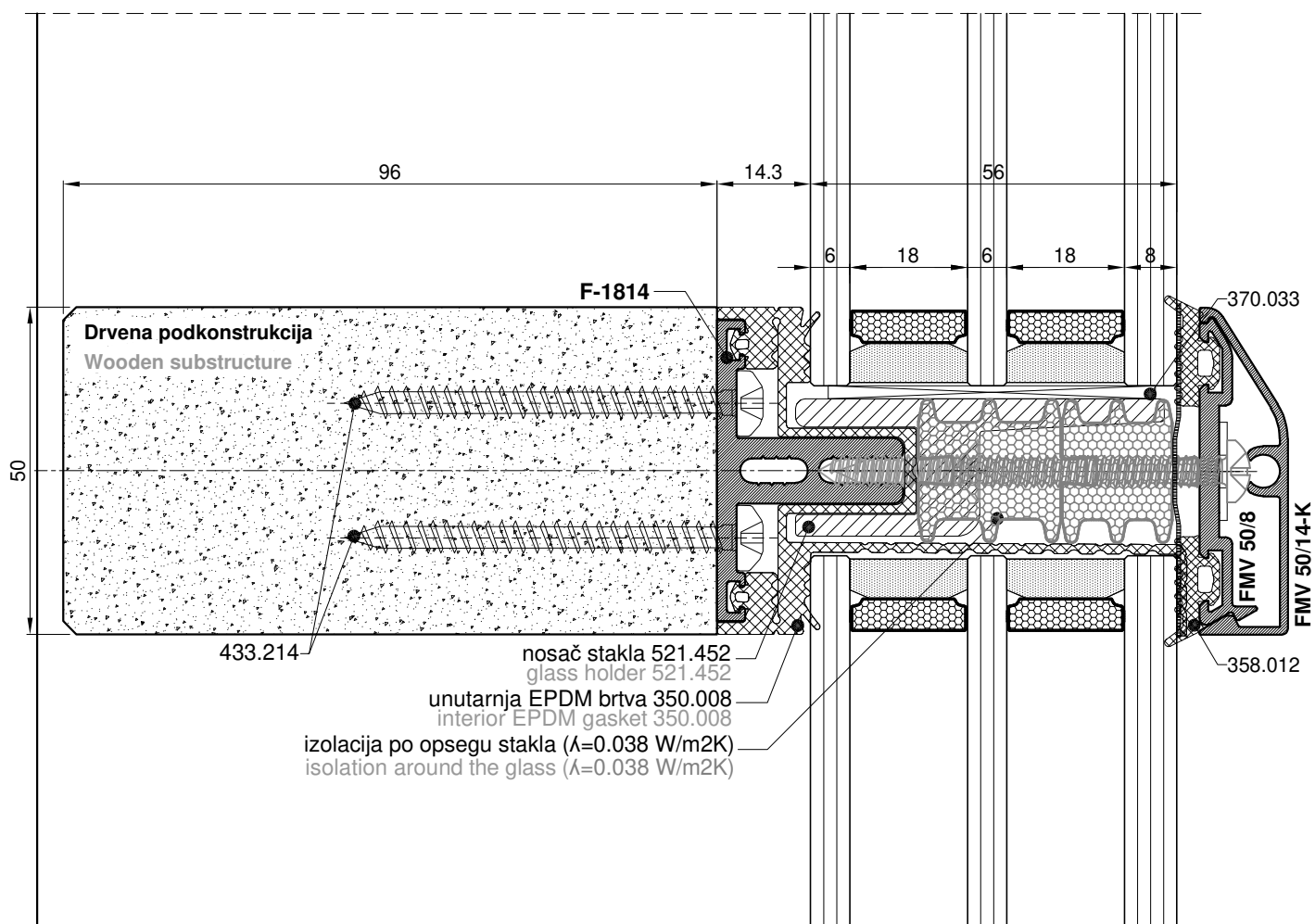
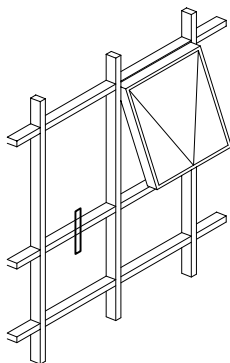


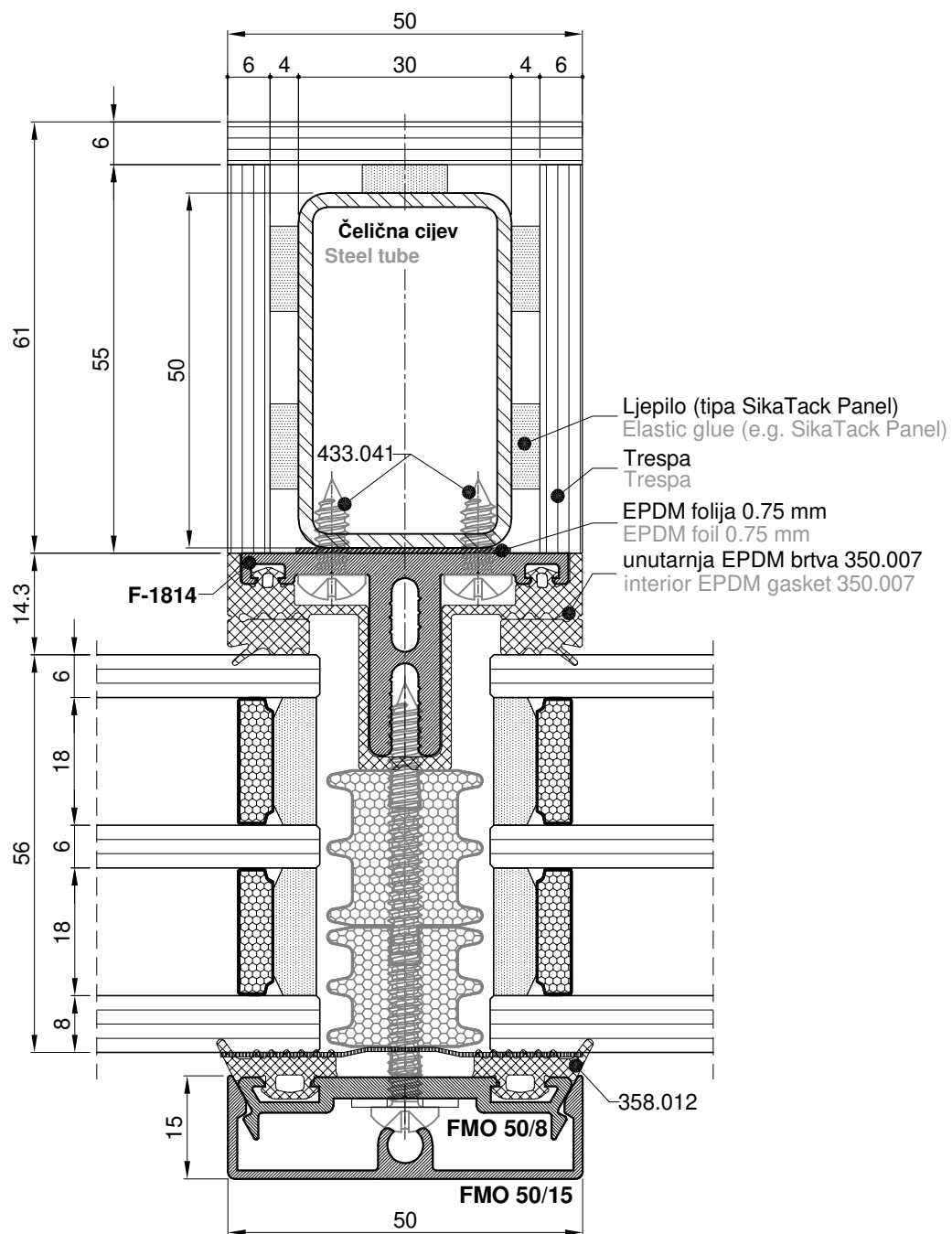
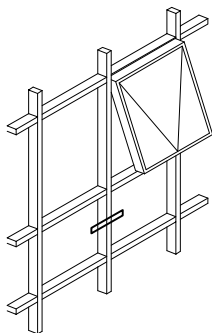


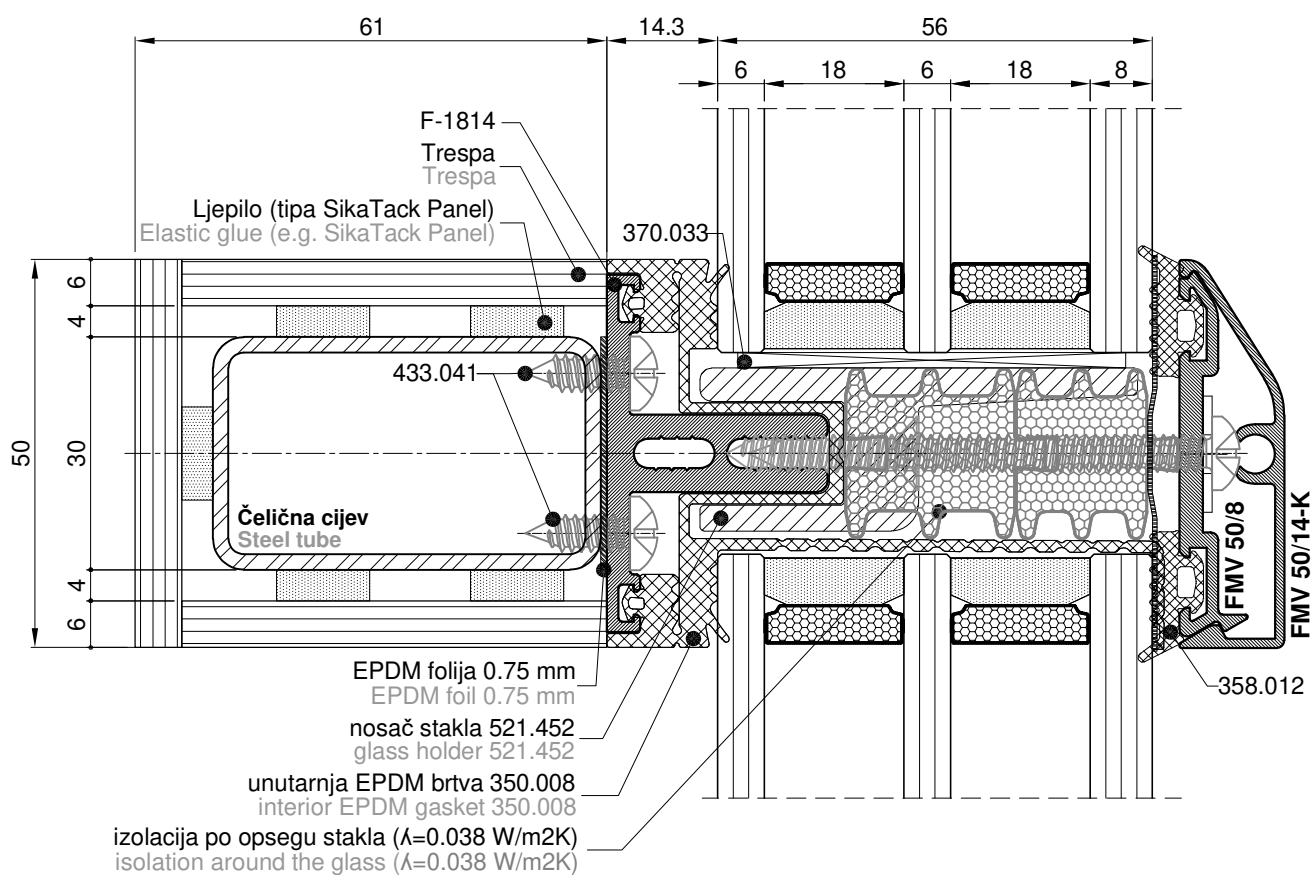
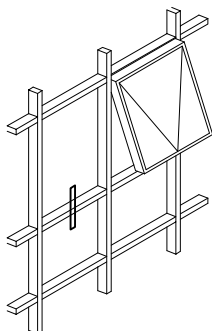






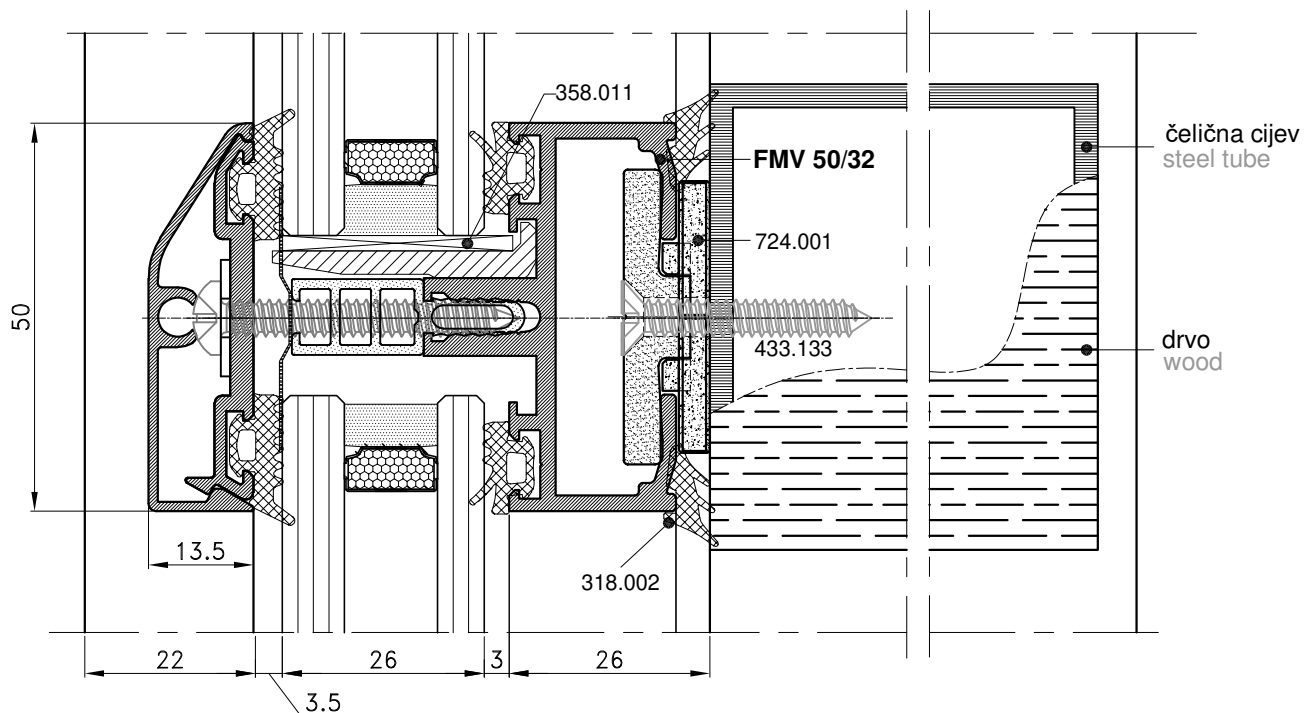
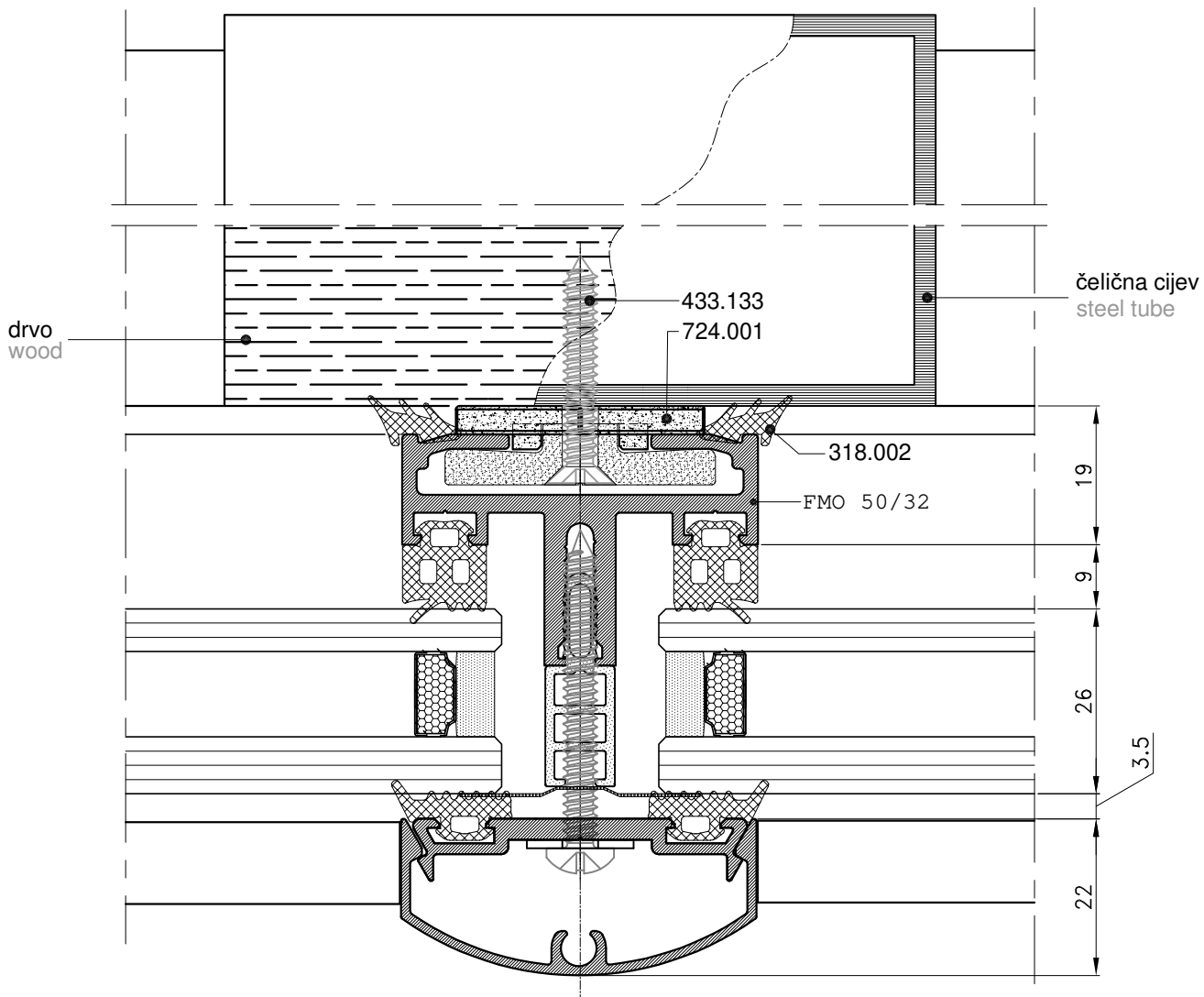


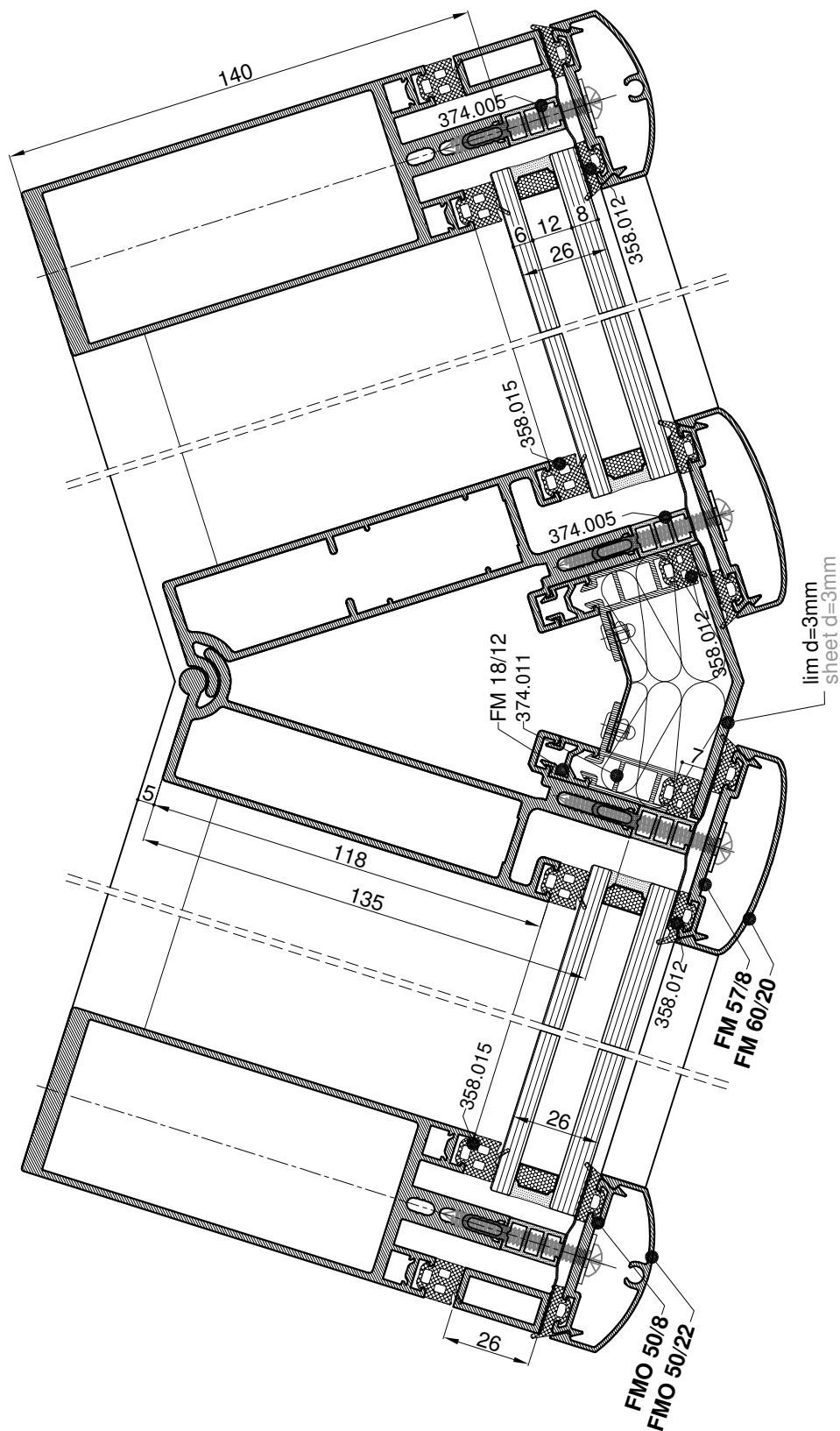
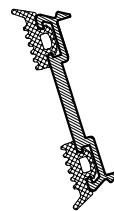





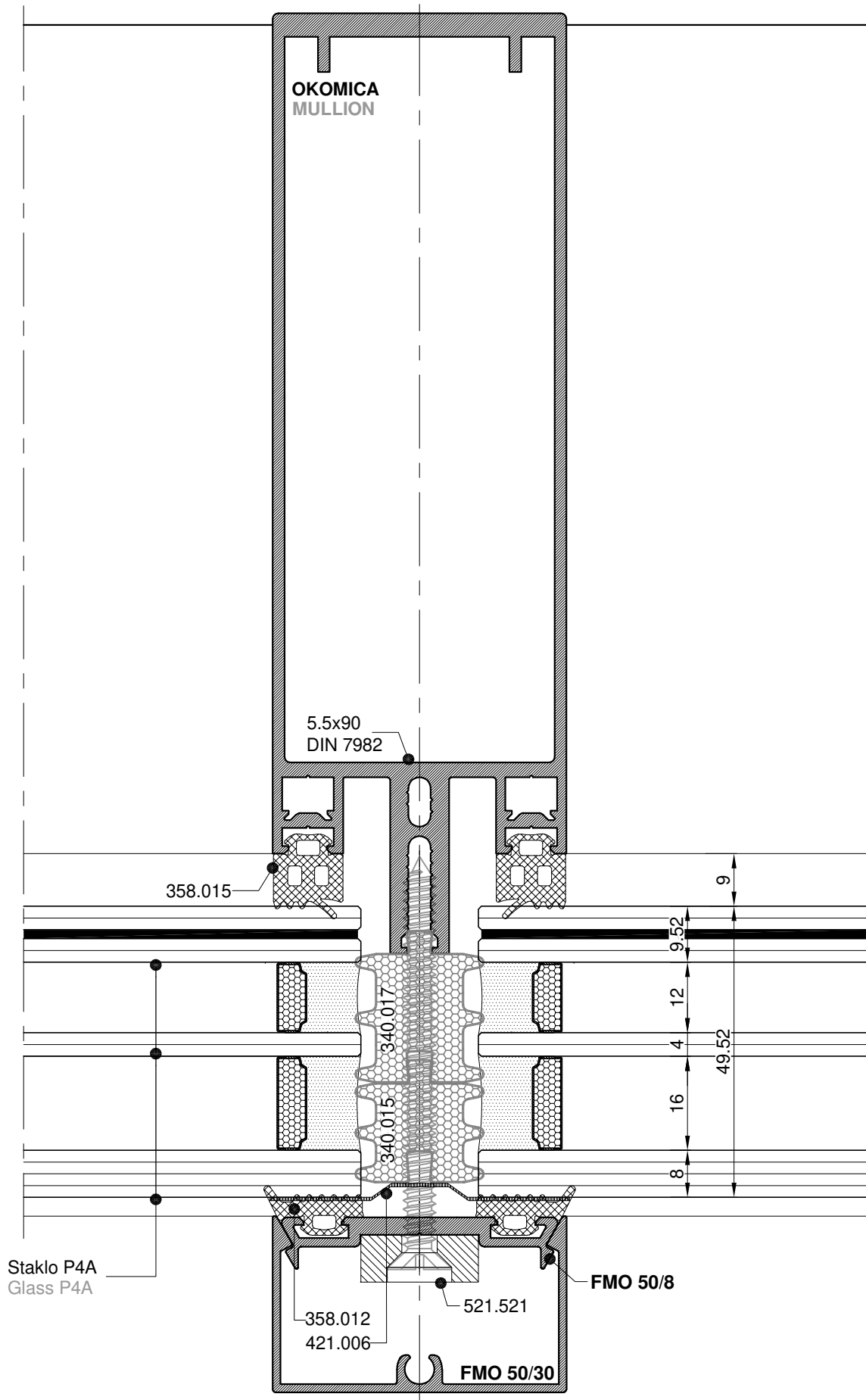
Fasada 50 FK na čeličnoj/drvenoj podkostrukciji

Fasada 50 FK on steel/wood substructure

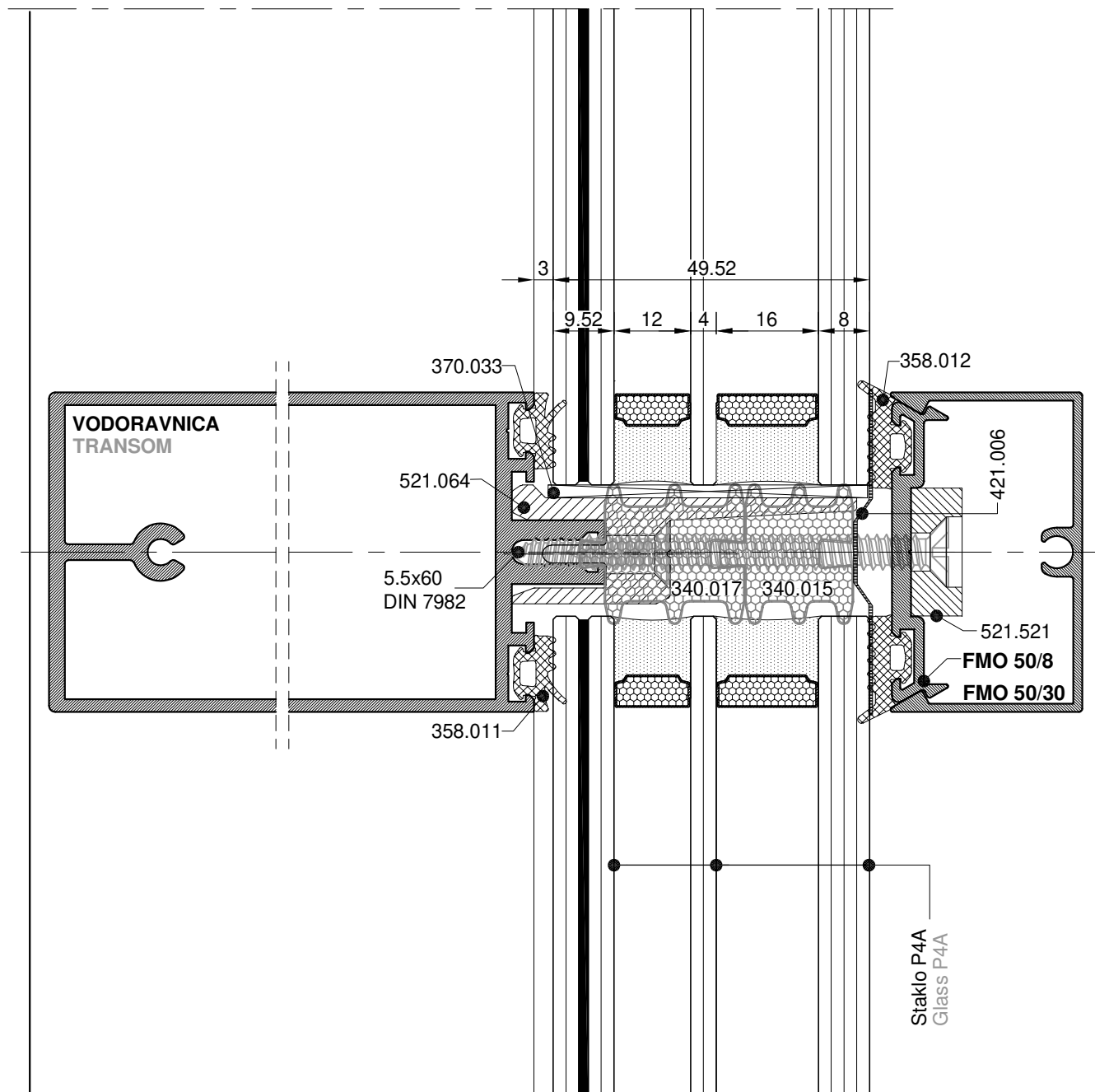


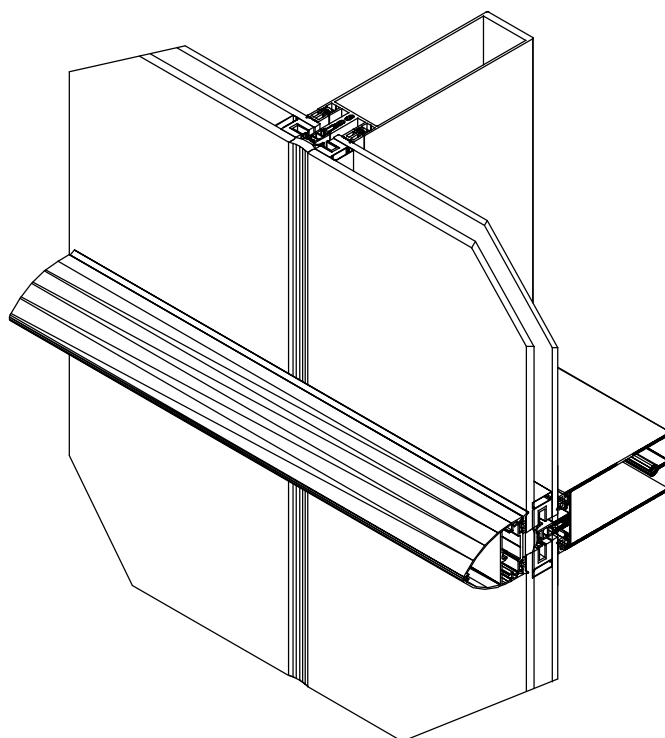
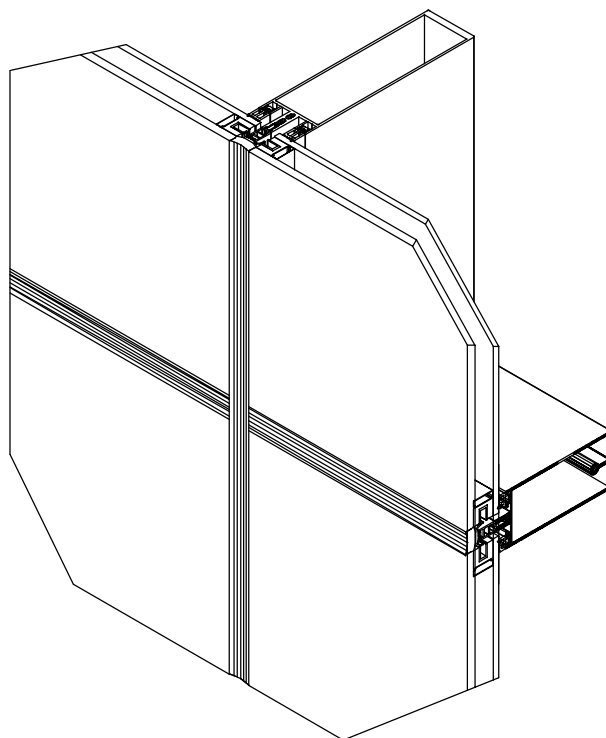


PROTUPROVALNOST RAZRED RC2  
PROTECTION AGAINST BURGLARY CLASS RC2

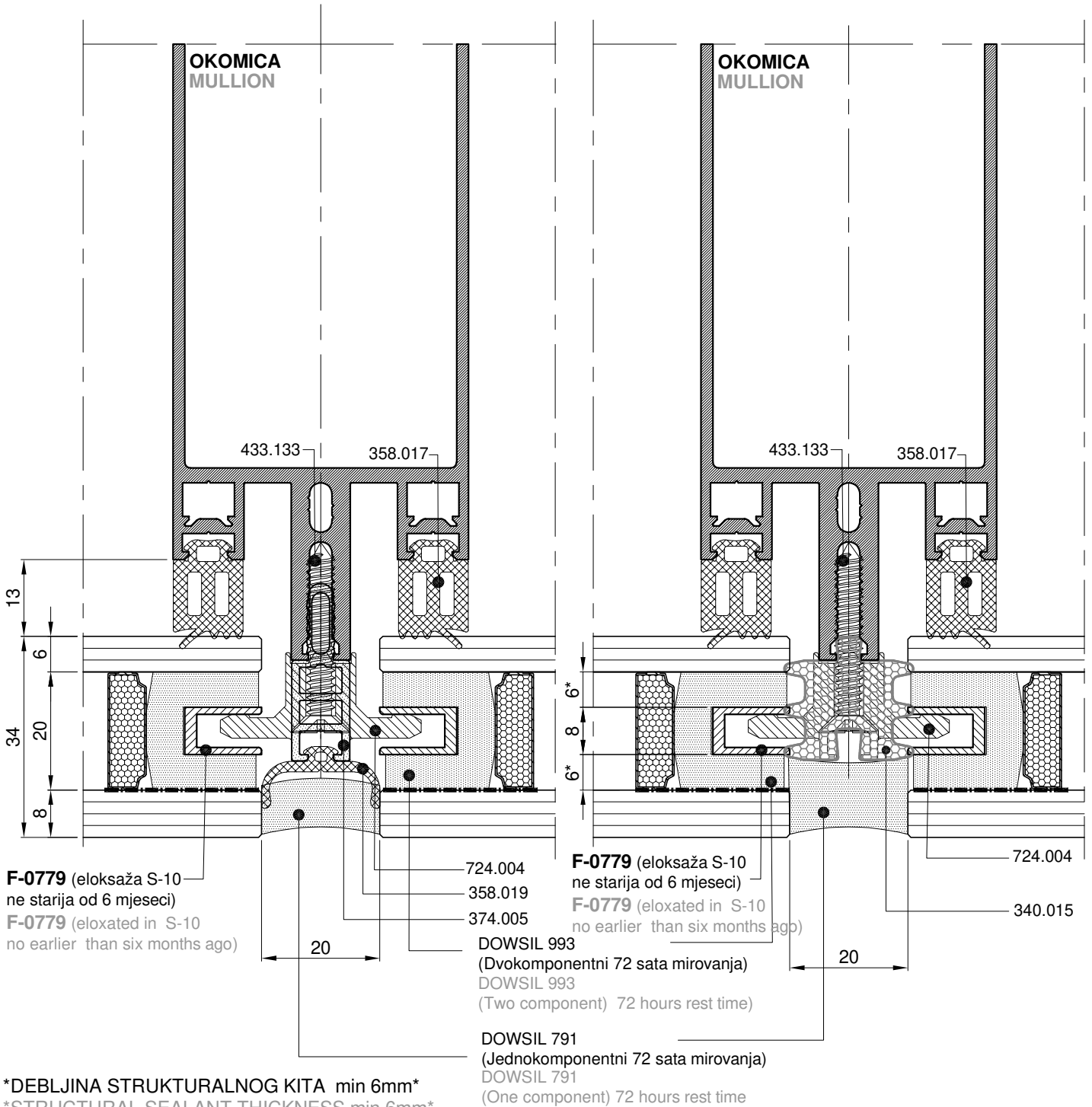
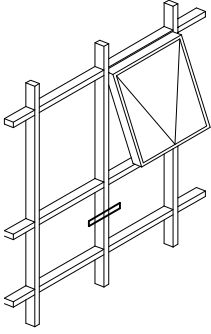


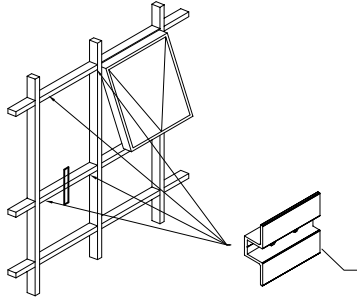
PROTUPROVALNI DIO FASADE RAZRED RC2  
PROTECTION AGAINST BURGLARY CLASS RC2



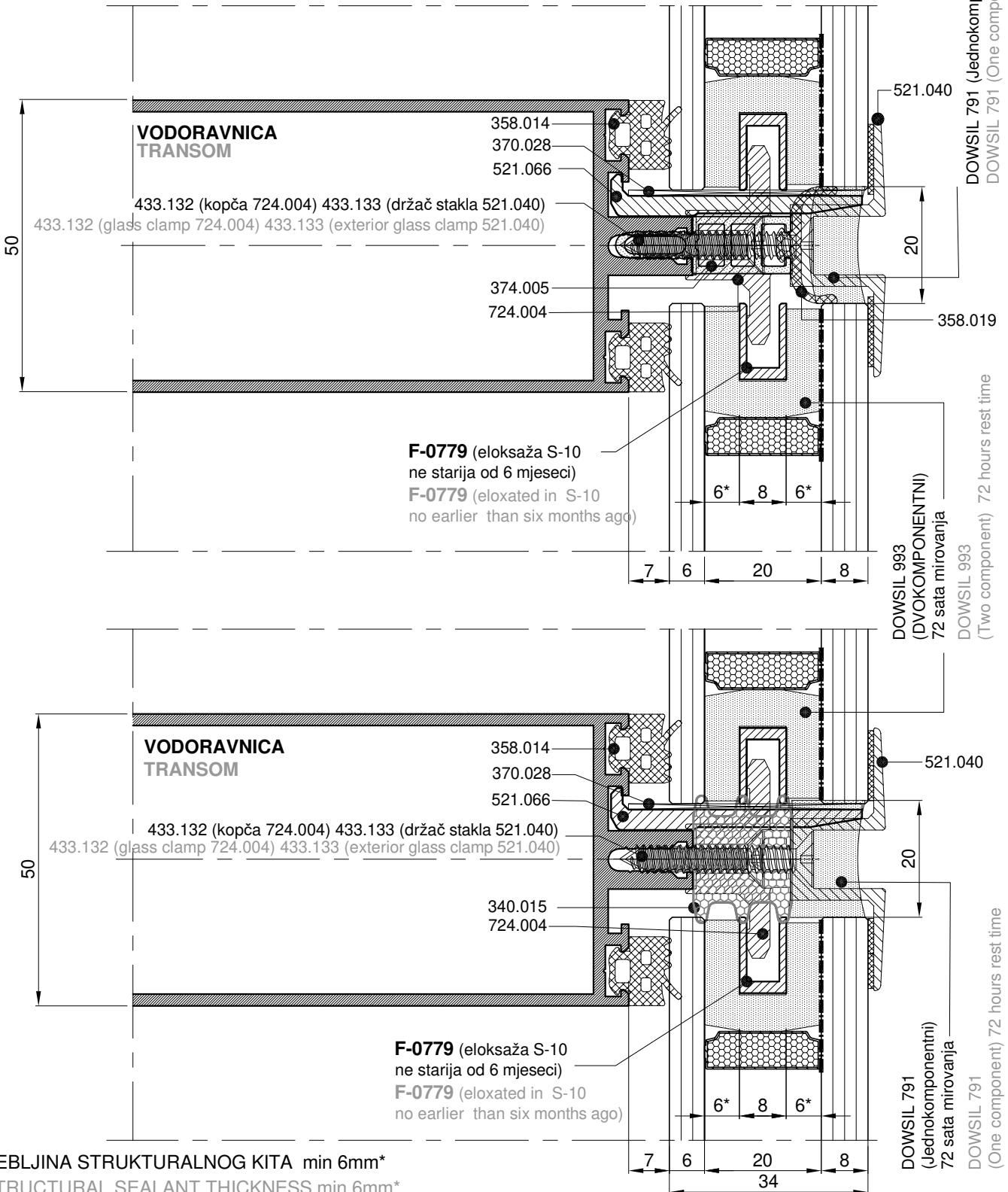






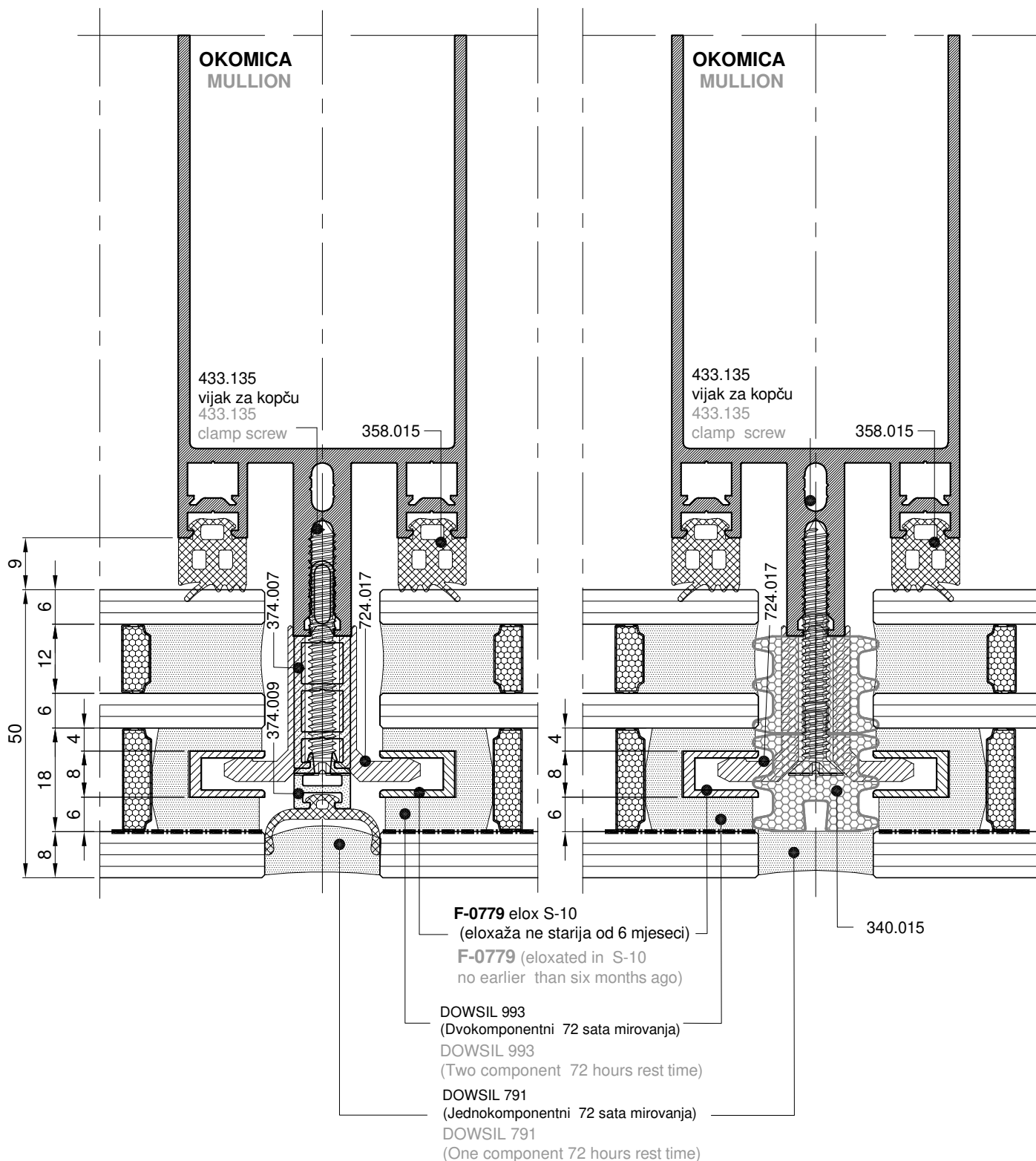
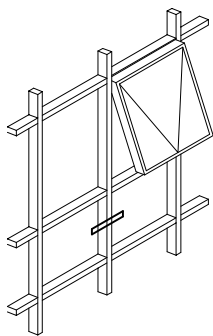


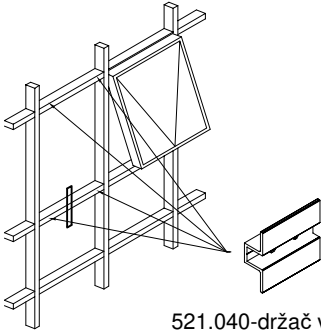
521.040-držač vanjskog fiksnog stakla  
(četiri po staklu)  
521.040-exterior fixed field glass clamp  
(four per glass)



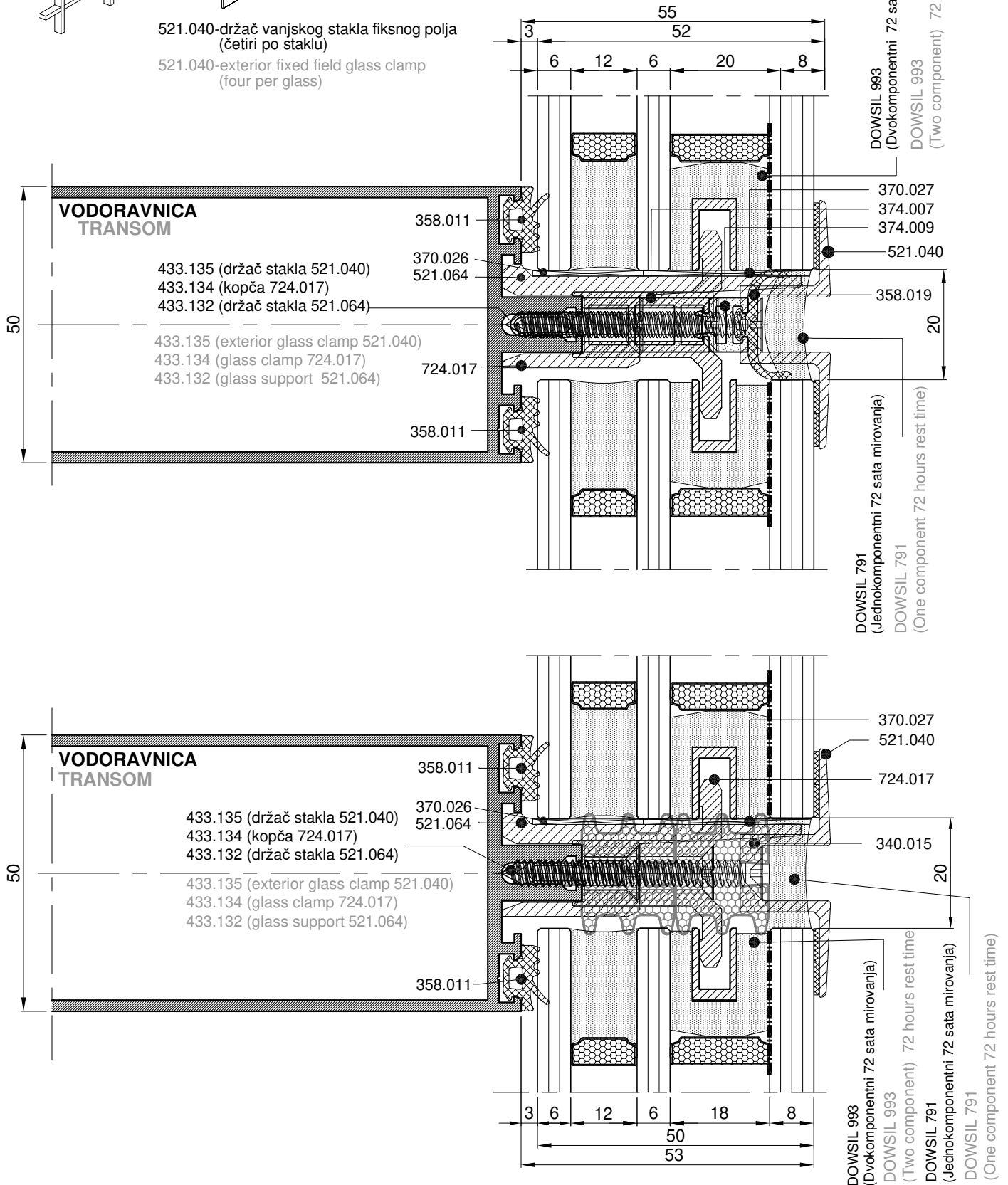
\*DEBLJINA STRUKTURALNOG KITA min 6mm\*

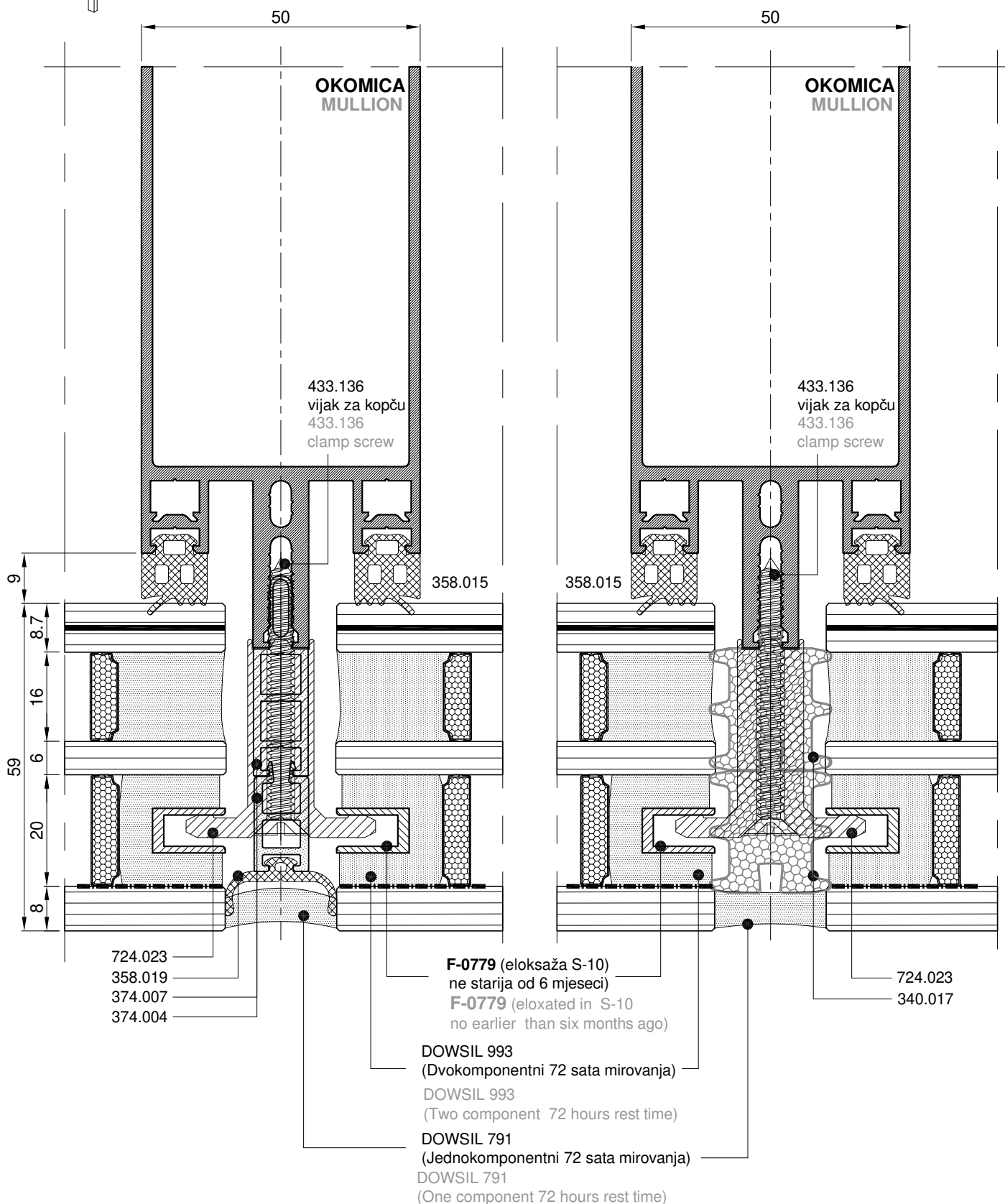
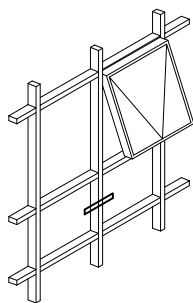
\*STRUCTURAL SEALANT THICKNESS min 6mm\*

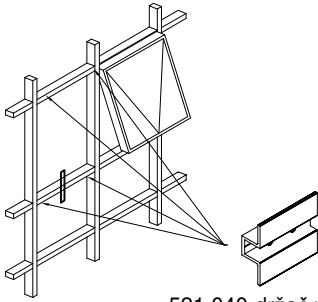




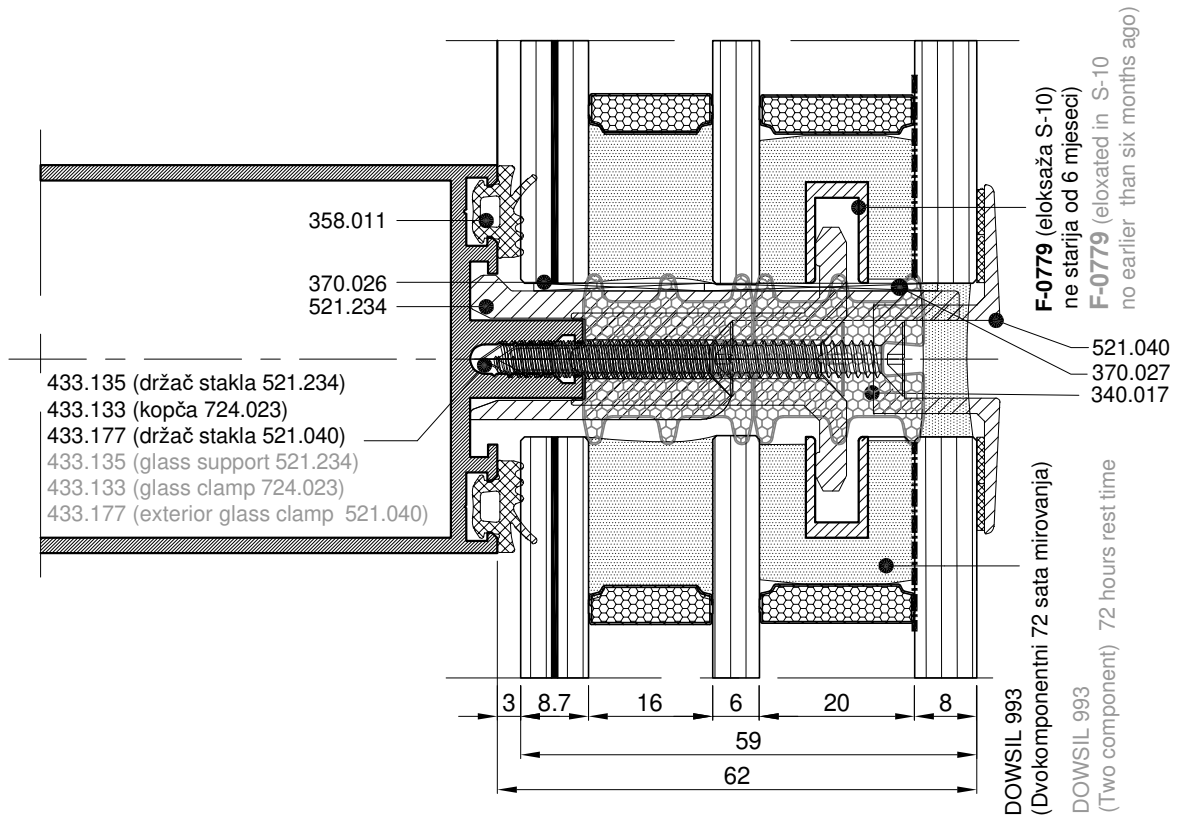
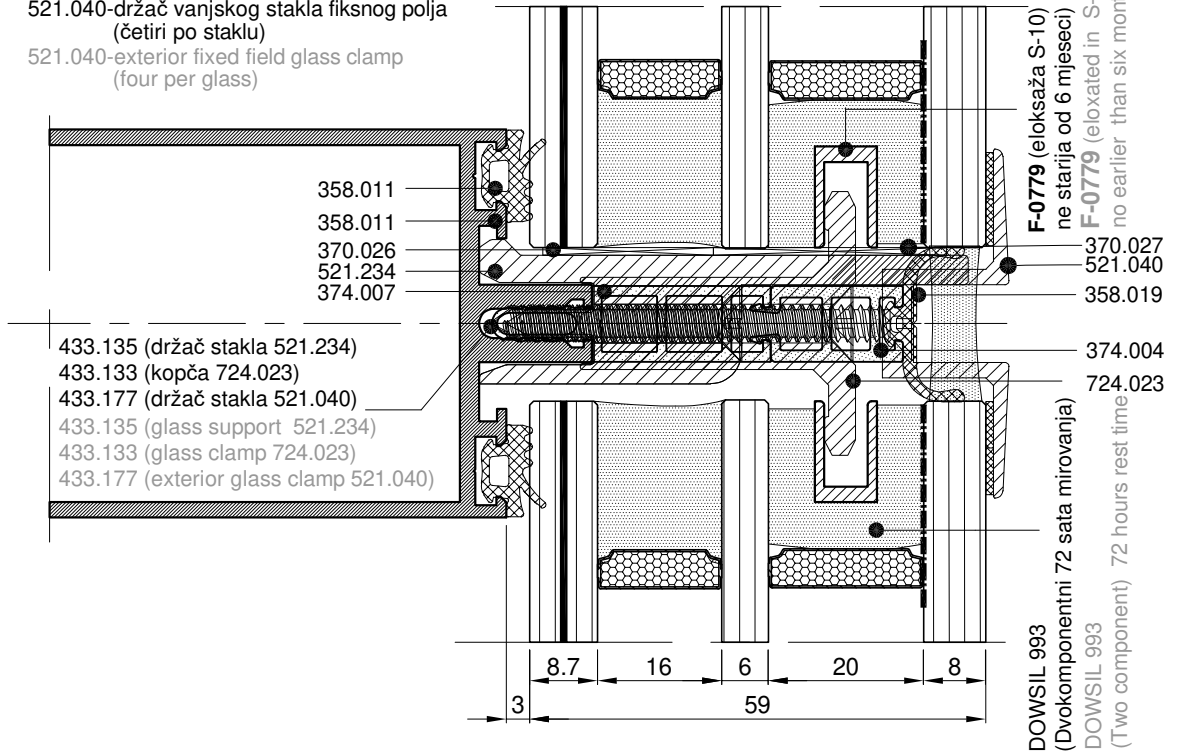
521.040-držač vanjskog stakla fiksnog polja  
(četiri po staklu)  
521.040-exterior fixed field glass clamp  
(four per glass)

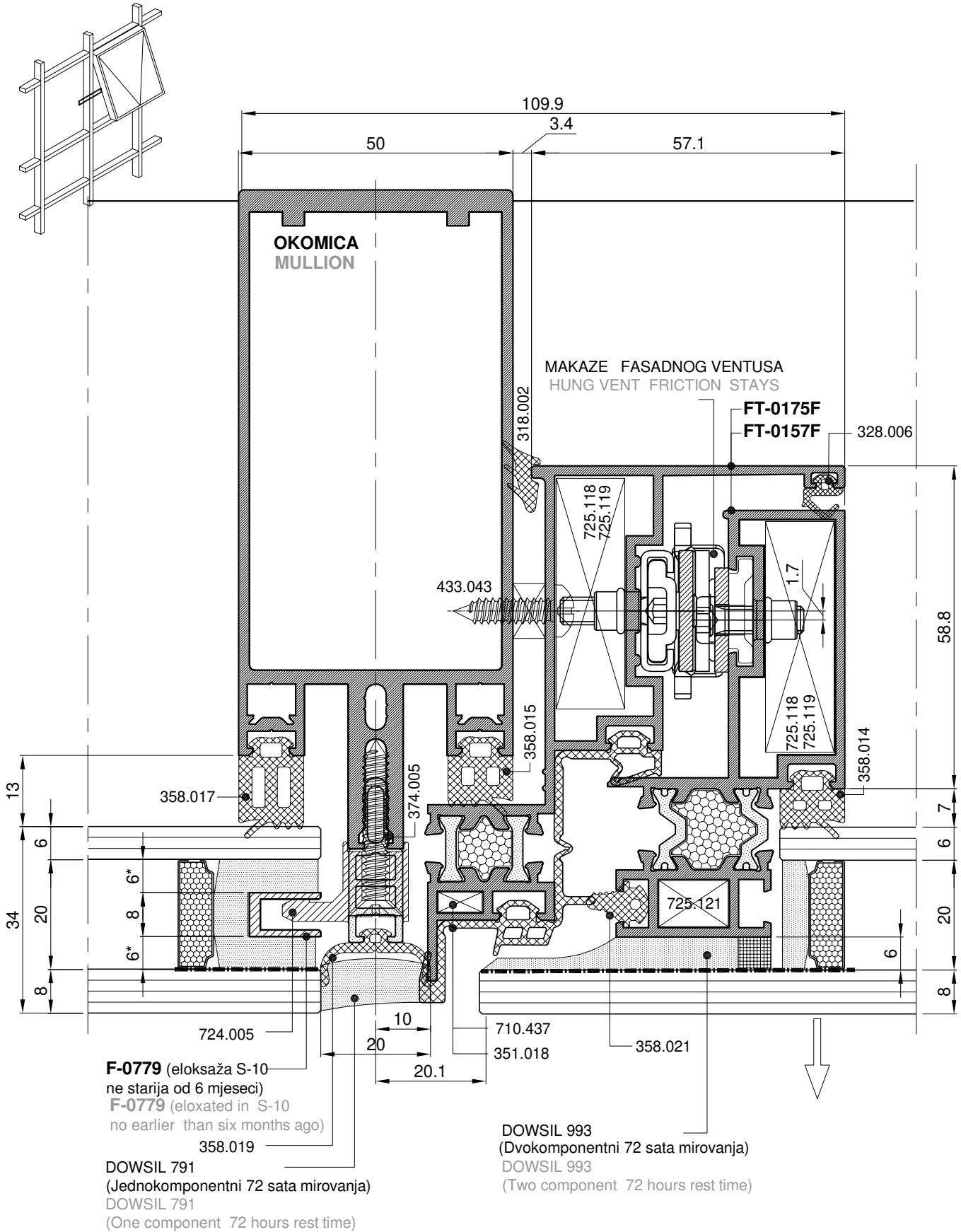






521.040-držač vanjskog stakla fiksnog polja  
(četiri po staklu)  
521.040-exterior fixed field glass clamp  
(four per glass)





\*\*\*VANJSKA STRANA PROFILA FT-0157 NA KOJU SE LIJEPI STAKLO MORA BITI ELOXIRANA U S-10 NE STARIJA OD 6 MJESECI

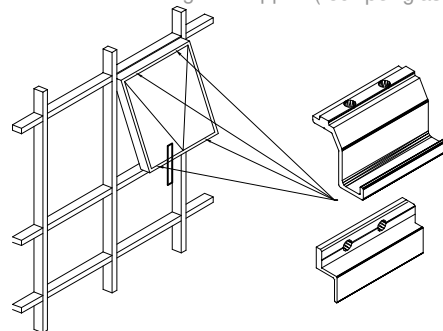
\*\*EXTERIOR SIDE OF PROFILE FT-0157 ON WHICH THE GLASS IS GLUED MUST BE ELOXATED IN S-10 NO EARLIER THAN 6 MONTHS AGO

\*\*MAKAZE FASADNOG VENTUSA SA ZAKOVANIM KLIZAČEM NC-1459\*\* \*DEBLJINA STRUKTURALNOG KITA min 6mm\*

\*\*HUNG VENT FRICTION HINGES WITH BOLTED SLIDING BAR NC-1459\*\* \*STRUCTURAL SEALANT THICKNESS min 6mm\*

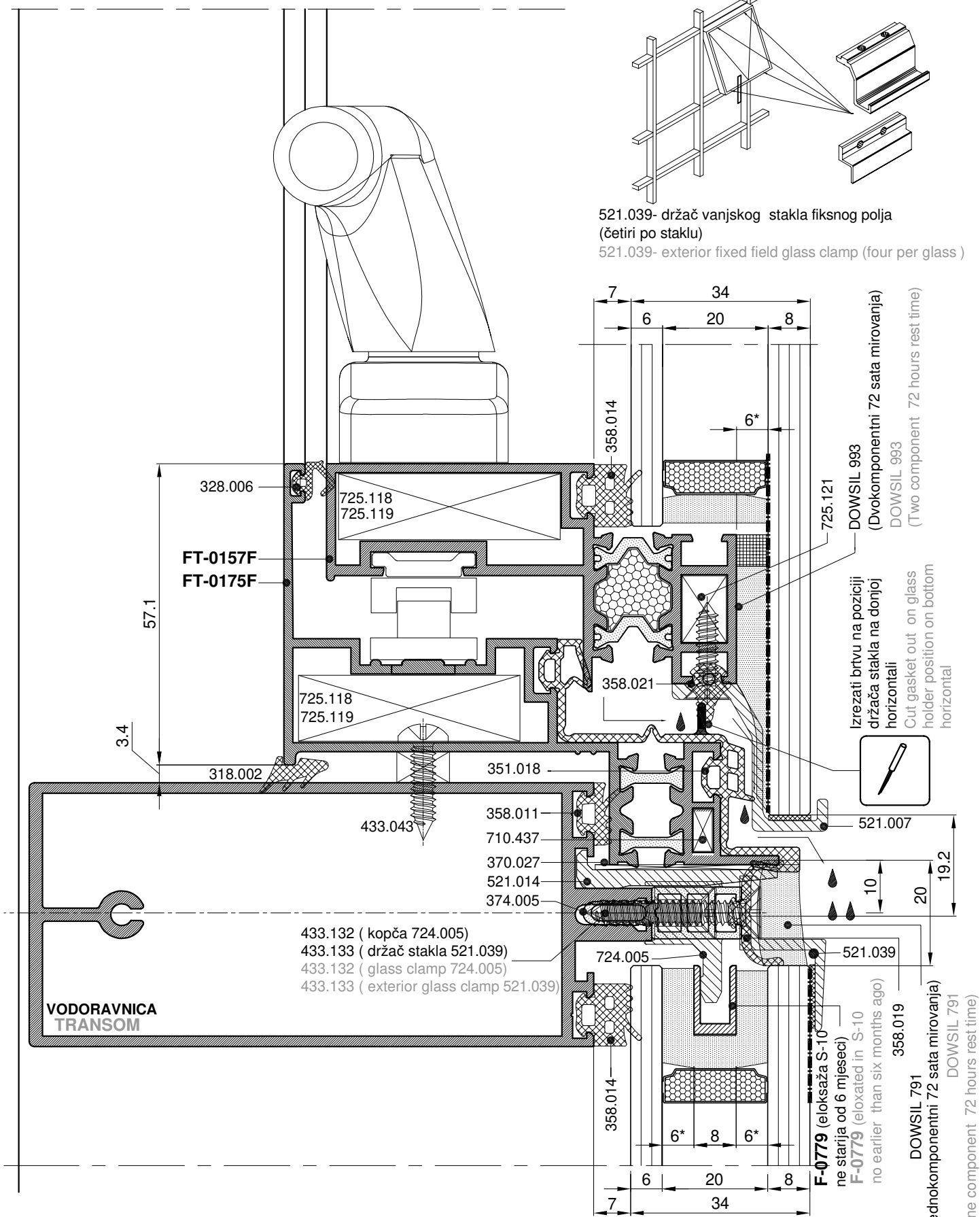
521.007- držač vanjskog prozorskog stakla (četiri po staklu)

521.007- exterior window glass support (four per glass)



521.039- držač vanjskog stakla fiksnog polja (četiri po staklu)

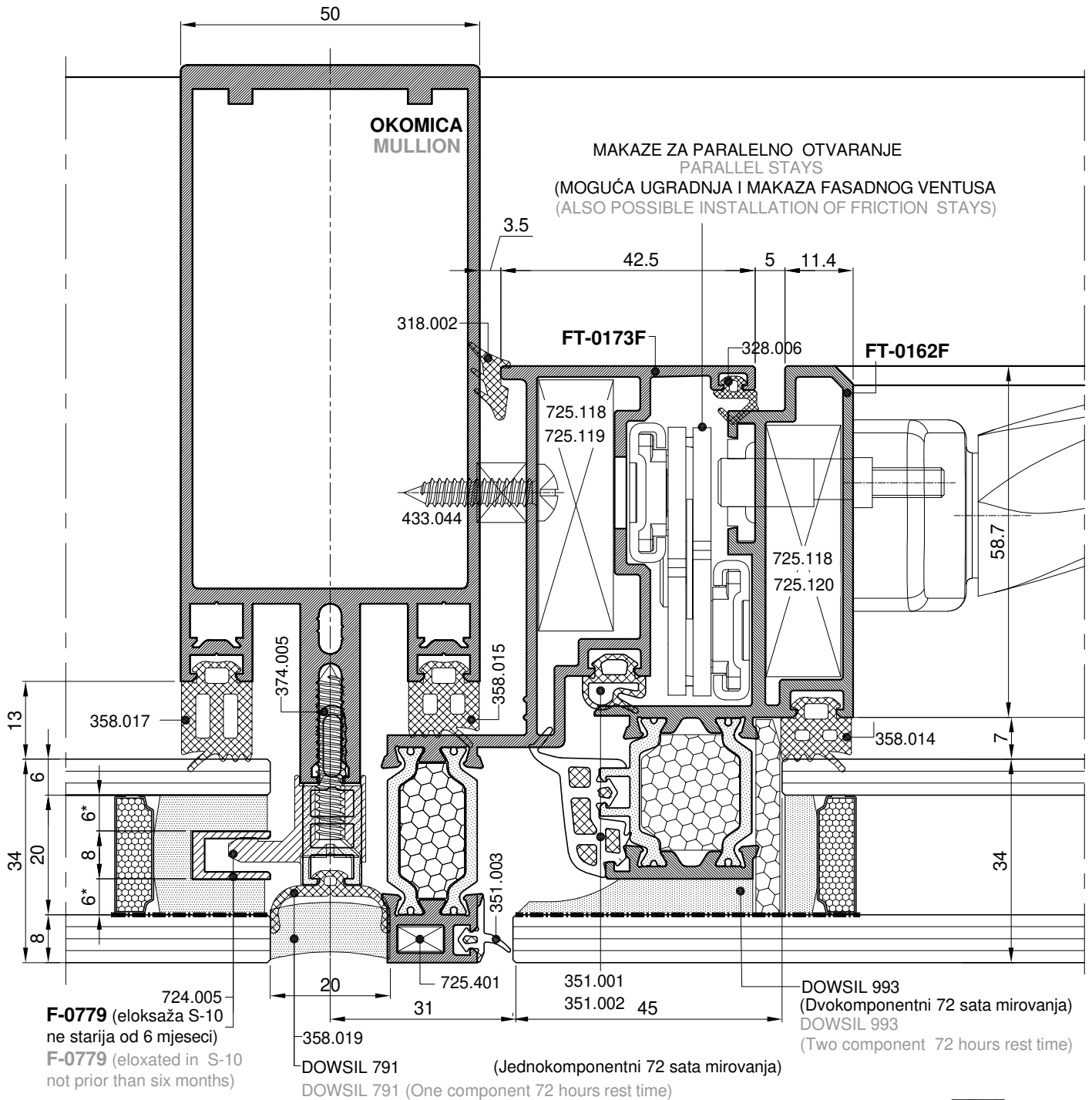
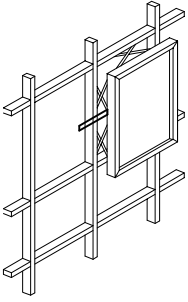
521.039- exterior fixed field glass clamp (four per glass)



\*\*VANJSKA STRANA PROFILA FT-0157 NA KOJU SE LIJEPI STAKLO MORA BITI ELOXIRANA U S-10 NE STARIJA OD 6 MJESECI

\*\*EXTERIOR SIDE OF PROFILE FT-0157 ON WHICH THE GLASS IS GLUED MUST BE ELOXATED IN S-10 NO EARLIER THAN 6 MONTHS AGO

\*DEBLJINA STRUKTURALNOG KITA min 6mm\* \*STRUCTURAL SEALANT THICKNESS min 6mm\*



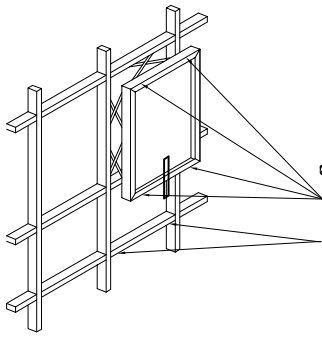
\*\*\*VANJSKA STRANA PROFILA FT-0173 BOJI SE U CRNO.

\*\*\*EXTERIOR SIDE OF PROFILE FT-0173 IS COLOURED BLACK.

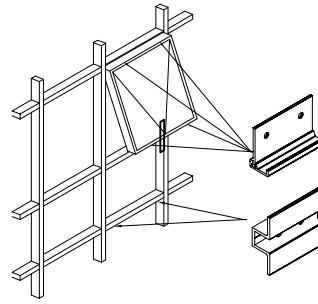
\*\*VANJSKA STRANA PROFILA FT-0162 NA KOJU SE LIJEPI STAKLO MORA BITI ELOXIRANA U S-10 NE STARIJA OD 6 MJESECI

\*\*EXTERIOR SIDE OF PROFILE FT-0162 ON WHICH THE GLASS IS GLUED MUST BE ELOXATED IN S-10 NO EARLIER THAN 6 MONTHS AGO

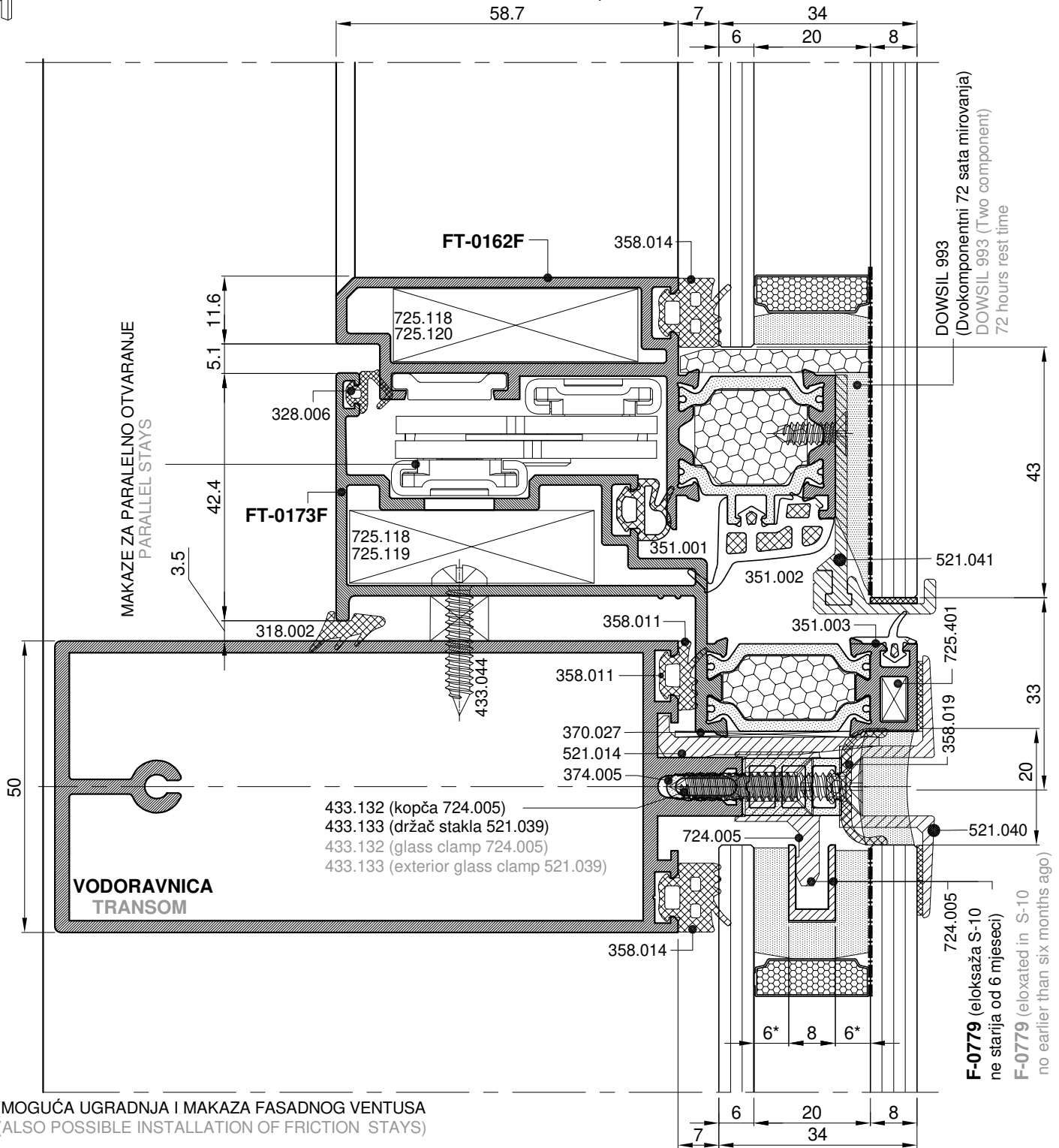
\*DEBLJINA STRUKTURALNOG KITA min 6mm\* \*STRUCTURAL SEALANT THICKNESS min 6mm\*



521.041 držač vanjskog prozorskog stakla (četiri po staklu)  
521.041- exterior window glass support (four per glass)  
521.040- držač vanjskog stakla fiksnog polja (četiri po staklu)  
521.040- exterior fixed field glass clamp (four per glass)



521.041 držač vanjskog prozorskog stakla (četiri po staklu)  
521.041- exterior window glass support (four per glass)  
521.040- držač vanjskog stakla fiksnog polja (četiri po staklu)  
521.040- exterior fixed field glass clamp (four per glass)



(MOGUĆA UGRADNJA I MAKAZA FASADNOG VENTUSA  
(ALSO POSSIBLE INSTALLATION OF FRICTION STAYS)

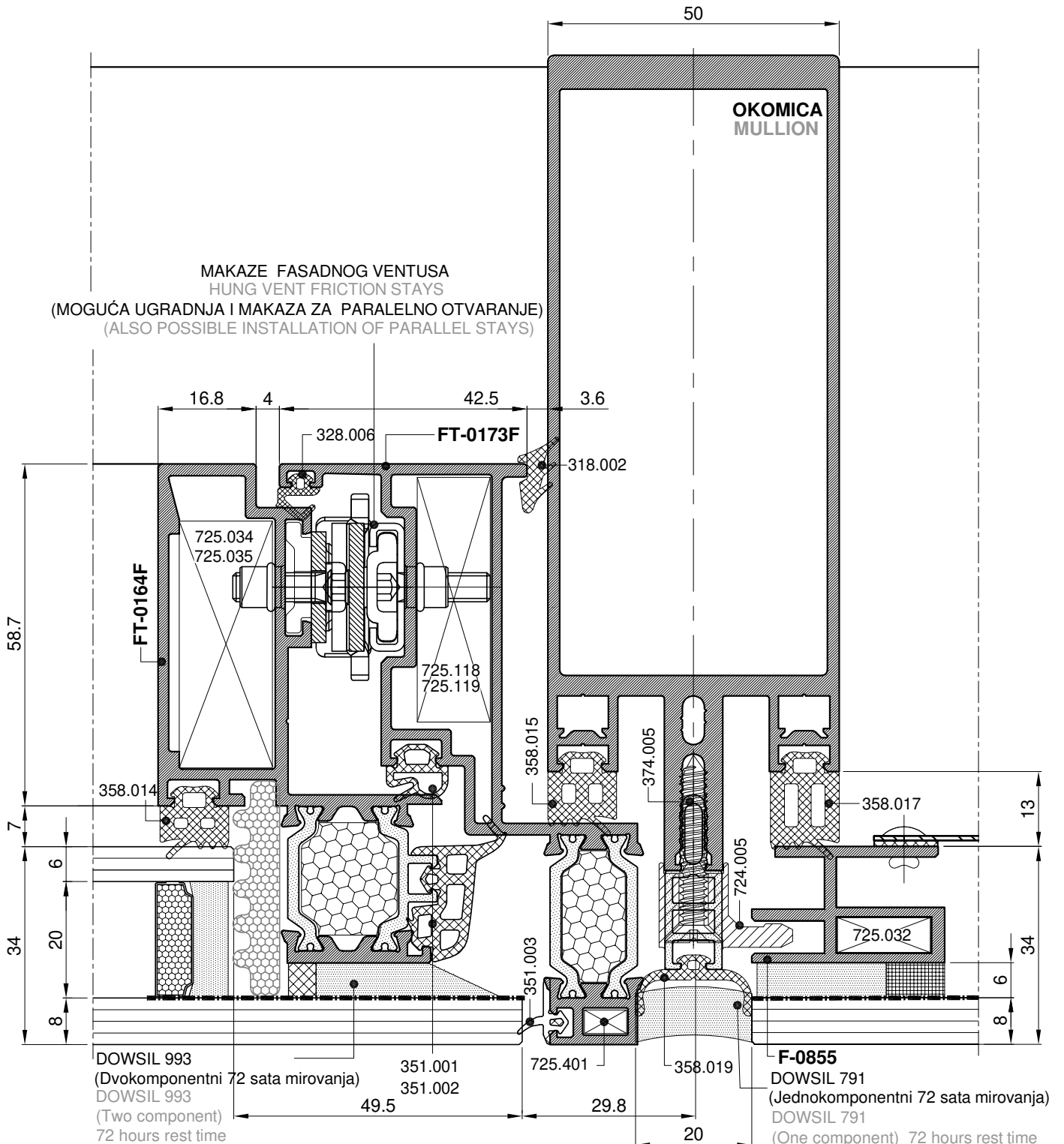
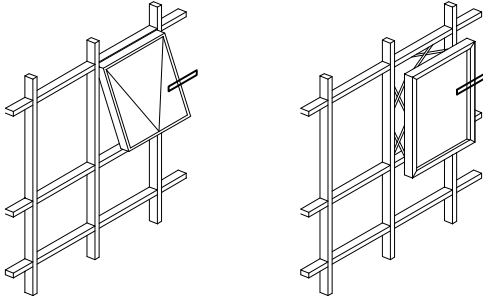
\*\*\*VANJSKA STRANA PROFILA FT-0173 BOJI SE U CRNO.

\*\*\*EXTERIOR SIDE OF PROFILE FT-0173 IS COLOURED BLACK.

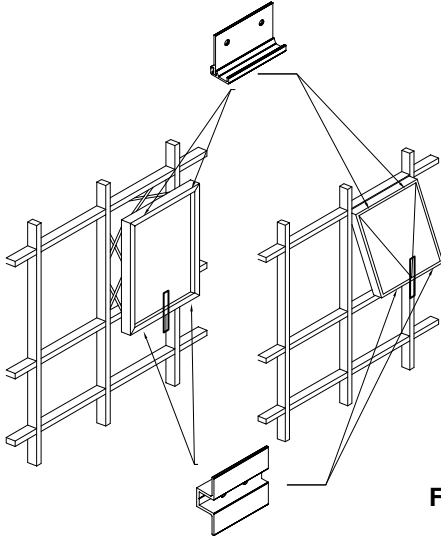
\*\*VANJSKA STRANA PROFILA FT-0162 NA KOJU SE LIJEPI STAKLO MORA BITI ELOXIRANA U S-10 NE STARIJA OD 6 MJESECI

\*\*EXTERIOR SIDE OF PROFILE FT-0162 ON WHICH THE GLASS IS GLUED MUST BE ELOXATED IN S-10 NO EARLIER THAN 6 MONTHS AGO

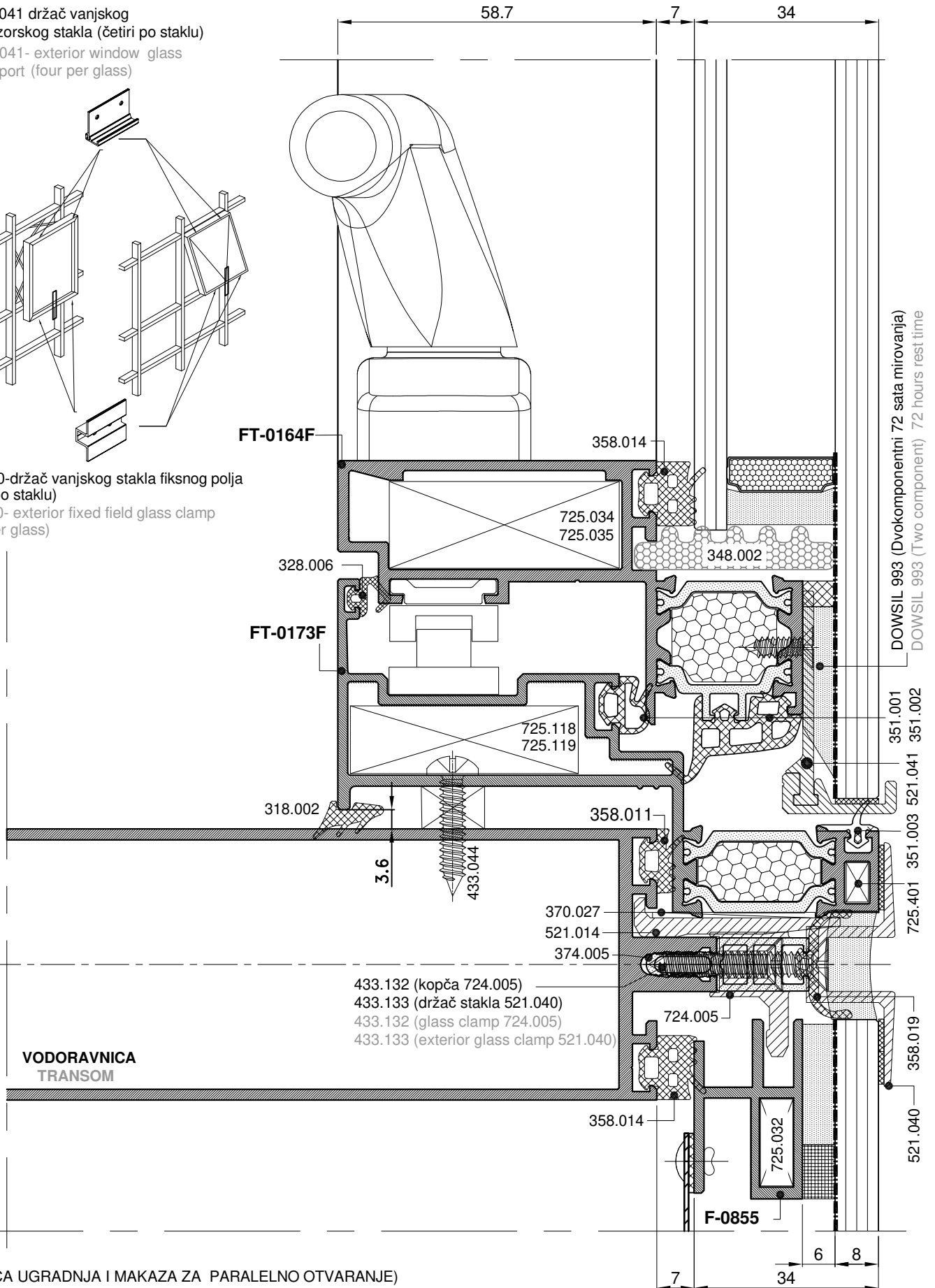
\*DEBLJINA STRUKTURALNOG KITA min 6mm\* \*STRUCTURAL SEALANT THICKNESS min 6mm\*



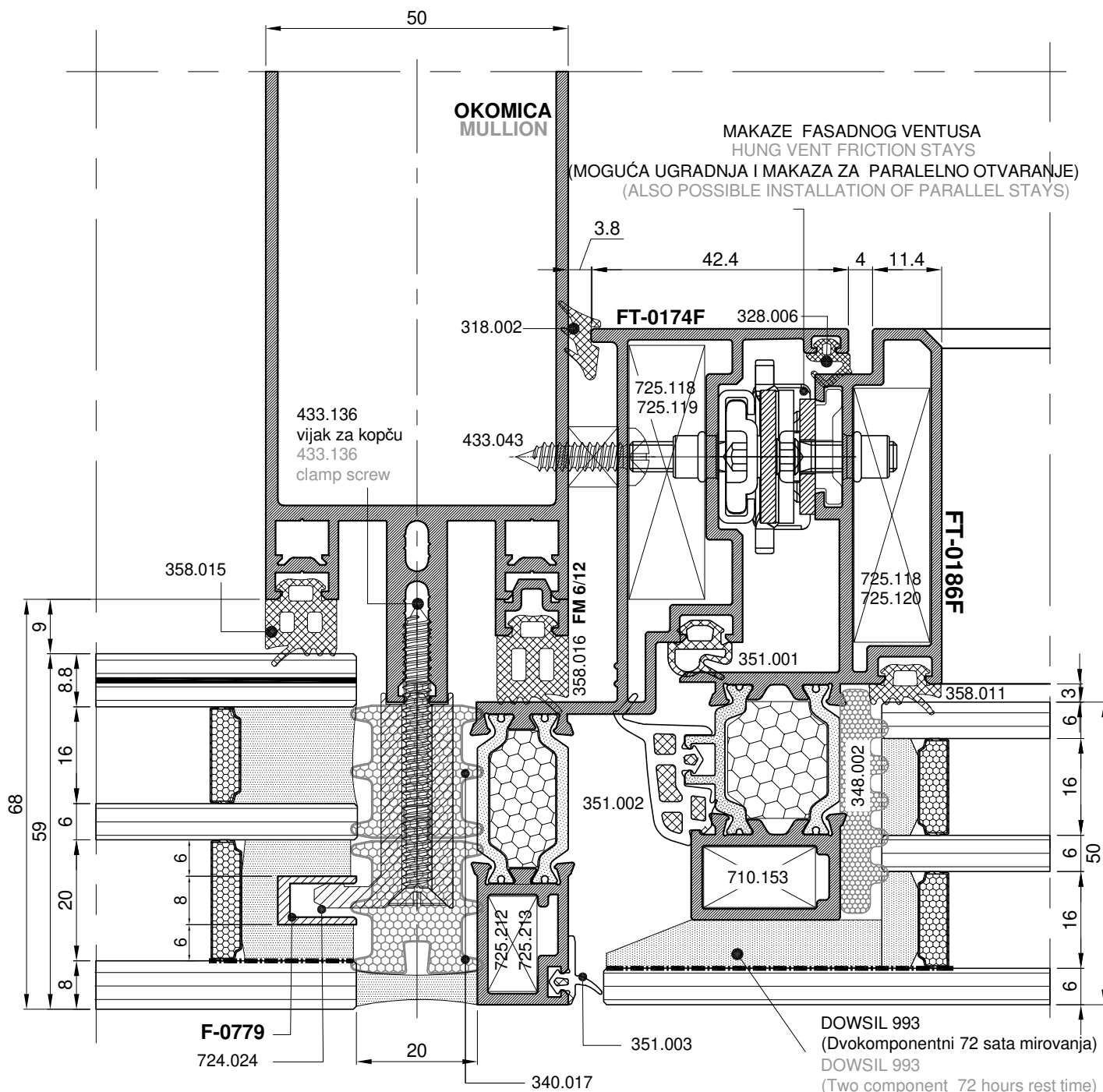
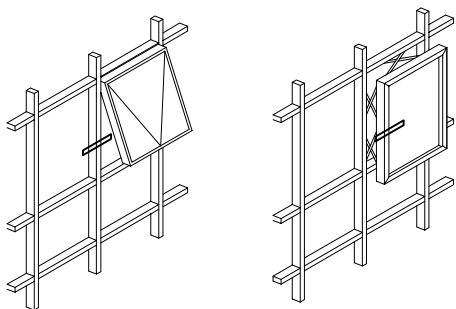
521.041 držač vanjskog prozorskog stakla (četiri po staklu)  
521.041- exterior window glass support (four per glass)



521.040-držač vanjskog stakla fiksnog polja (četiri po staklu)  
521.040- exterior fixed field glass clamp (four per glass)



(MOGUĆA UGRADNJA I MAKAZA ZA PARALELNO OTVARANJE)  
(ALSO POSSIBLE INSTALLATION OF PARALLEL STAYS)



\*\*\*VANJSKA STRANA PROFILA FT-0174 BOJI SE U CRNO.

\*\*\*EXTERIOR SIDE OF PROFILE FT-0174 IS COLOURED BLACK.

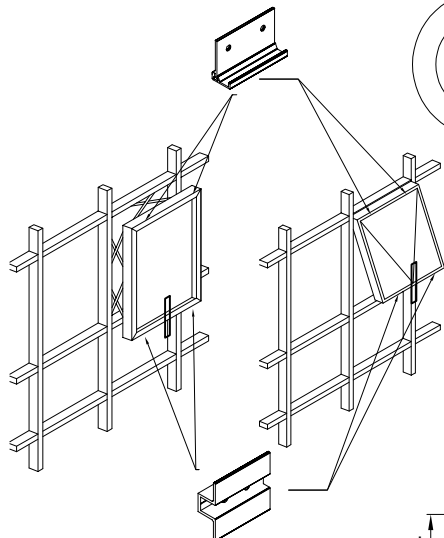
\*\*VANJSKA STRANA PROFILA FT-0186 I F-0779 NA KOJU SE LIJEPI STAKLO MORA BITI ELOXIRANA U S-10 NE STARIJA OD 6 MJESECI

\*\*EXTERIOR SIDE OF PROFILES FT-0186 AND F-0779 ON WHICH THE GLASS IS GLUED MUST BE ELOXATED IN S-10 NO EARLIER THAN 6 MONTHS AGO

\*DEBLJINA STRUKTURALNOG KITA min 6mm\* \*STRUCTURAL SEALANT THICKNESS min 6mm\*

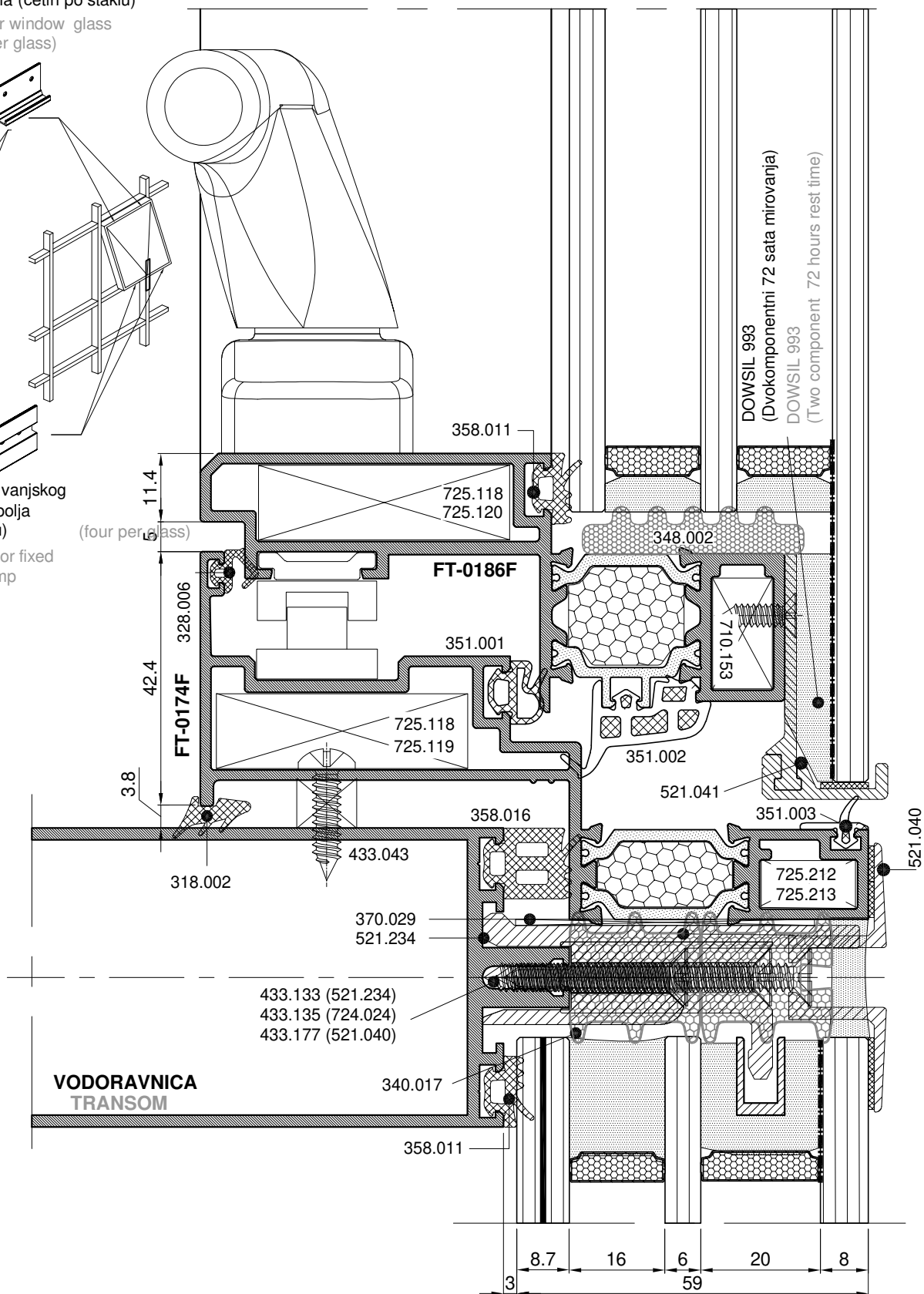
521.041 držač vanjskog prozorskog stakla (četiri po staklu)

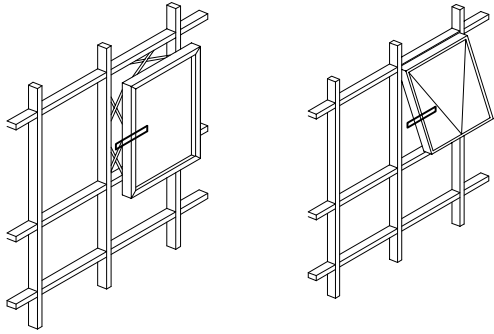
521.041- exterior window glass support (four per glass)



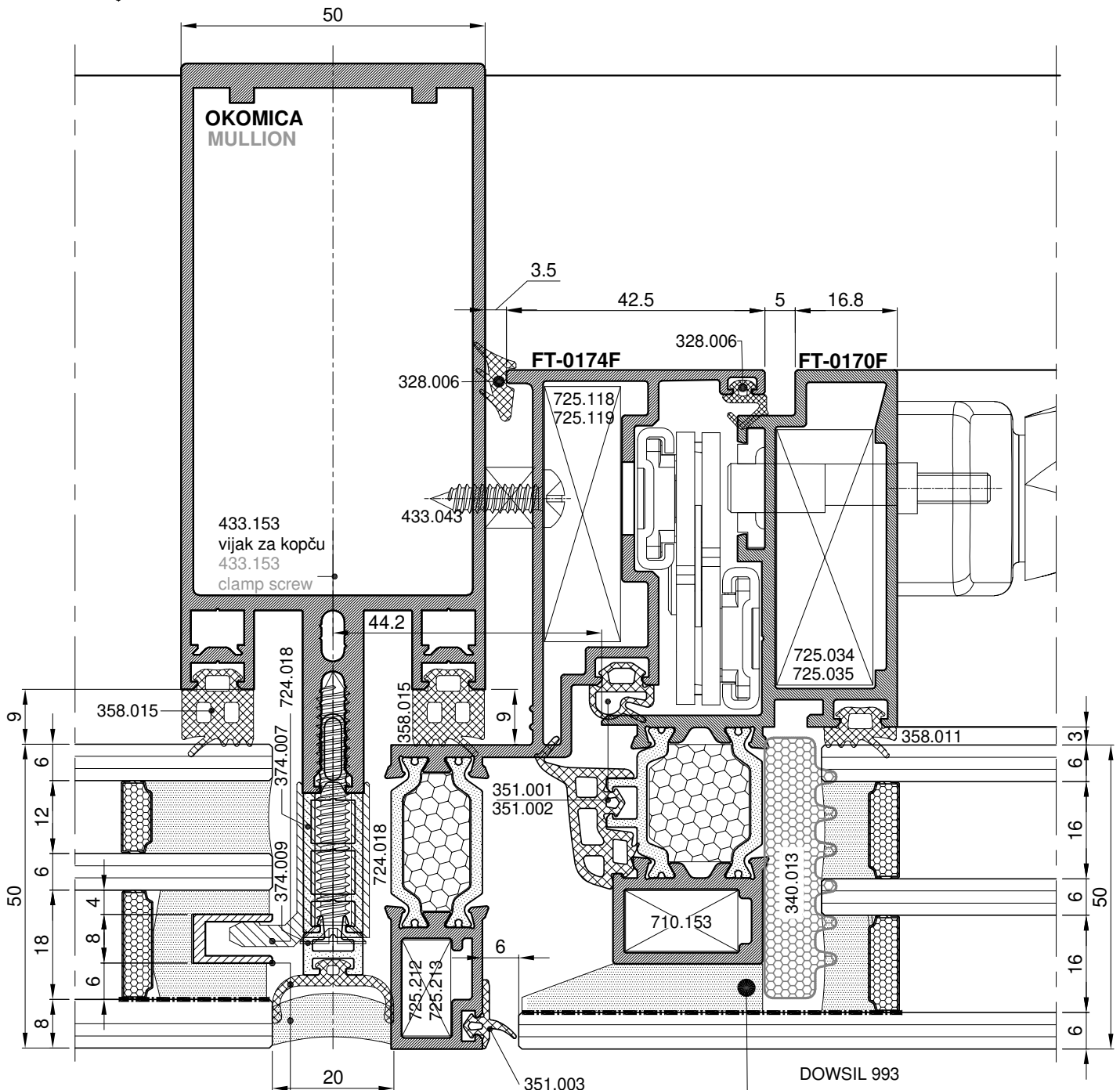
521.040-držač vanjskog stakla fiksnog polja (četiri po staklu)

521.040- exterior fixed field glass clamp (four per glass)





(MOGUĆA UGRADNJA I MAKAZA FASADNOG VENTUSA  
(ALSO POSSIBLE INSTALLATION OF FRICTION STAYS))

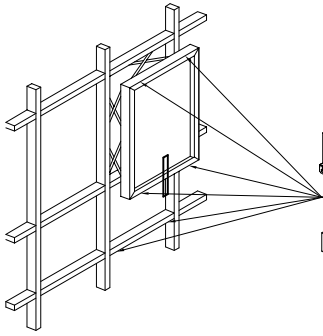


**F-0779** (eloksaza S-10 ne starija od 6 mjeseci)  
**F-0779** (eloxated in S-10 no earlier than six months ago)

358.019  
DOWSIL 791  
(Jednokomponentni 72 sata mirovanja)  
DOWSIL 791  
(One component 72 hours rest time)

DOWSIL 993  
(Dvokomponentni 72 sata mirovanja)

DOWSIL 993  
(Two component 72 hours rest time)

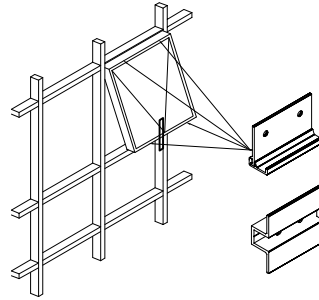


521.041 držač  
vanjskog prozorskog  
stakla (četiri po staklu)

521.041- exterior  
window glass support  
(four per glass)

521.040- držač vanjskog stakla fiksnog  
polja (četiri po staklu)

521.040- exterior fixed field  
glass clamp (four per glass)



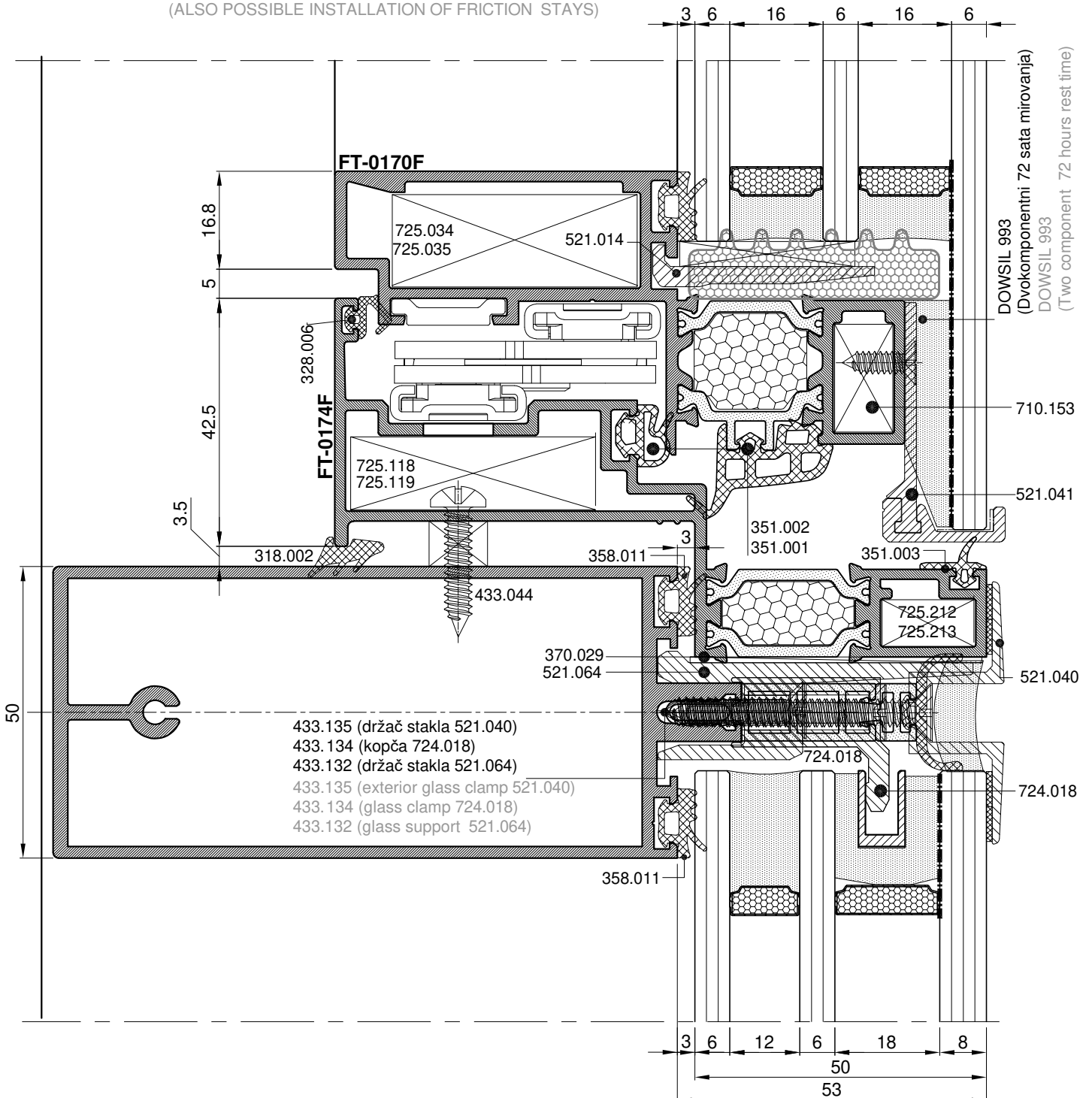
521.041 držač  
vanjskog prozorskog  
stakla (četiri po staklu)

521.041- exterior  
window glass support  
(four per glass)

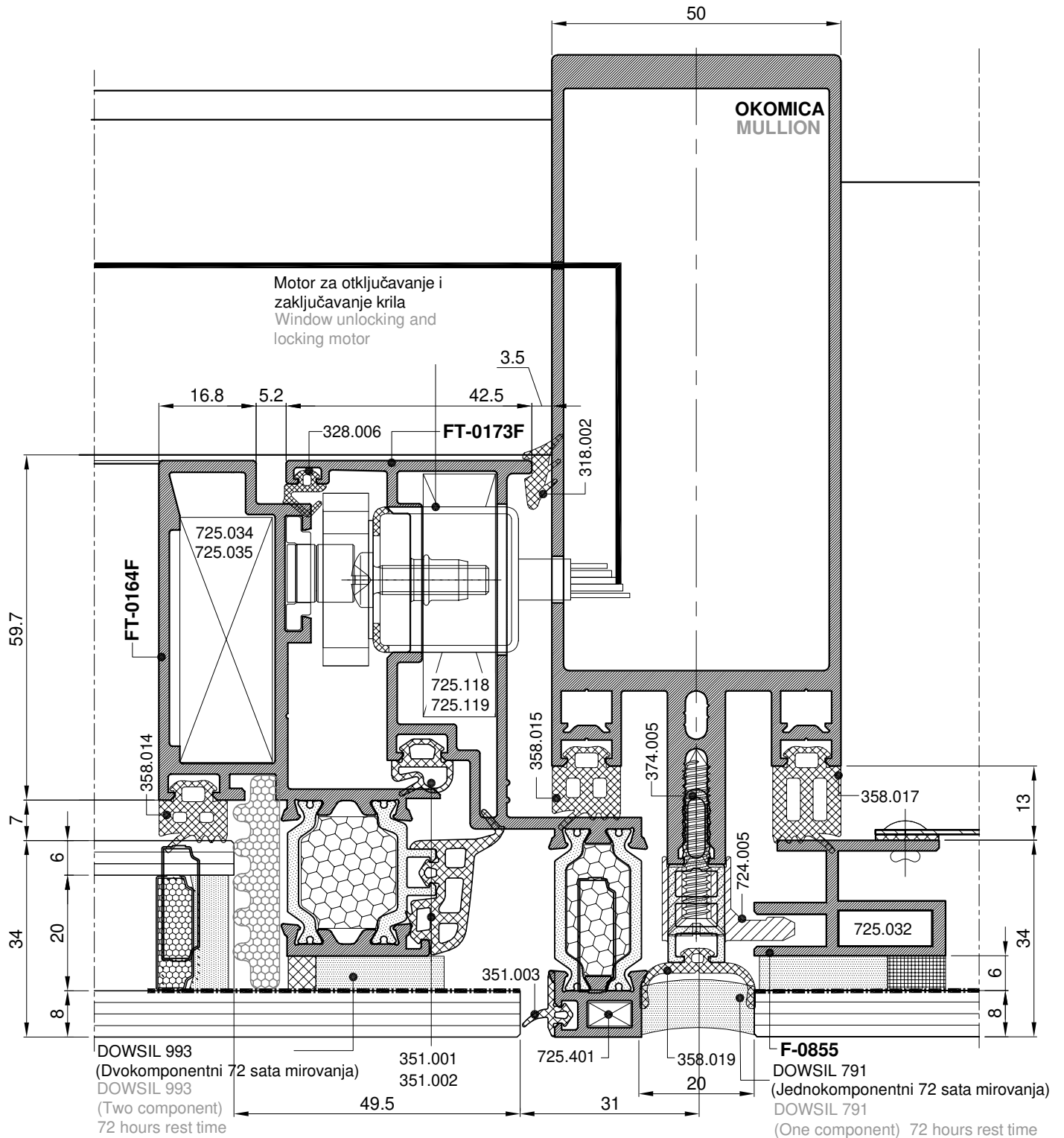
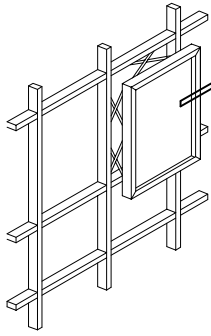
521.040- držač vanjskog stakla fiksnog  
polja (četiri po staklu)

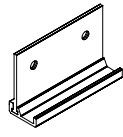
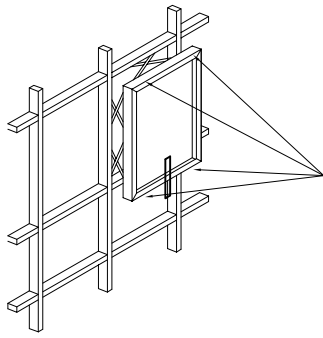
521.040- exterior fixed field  
glass clamp (four per glass)

(MOGUĆA UGRADNJA I MAKAZA FASADNOG VENTUSA  
(ALSO POSSIBLE INSTALLATION OF FRICTION STAYS))

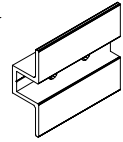


(MOGUĆA UGRADNJA I MAKAZA FASADNOG VENTUSA  
(ALSO POSSIBLE INSTALLATION OF FRICTION STAYS))

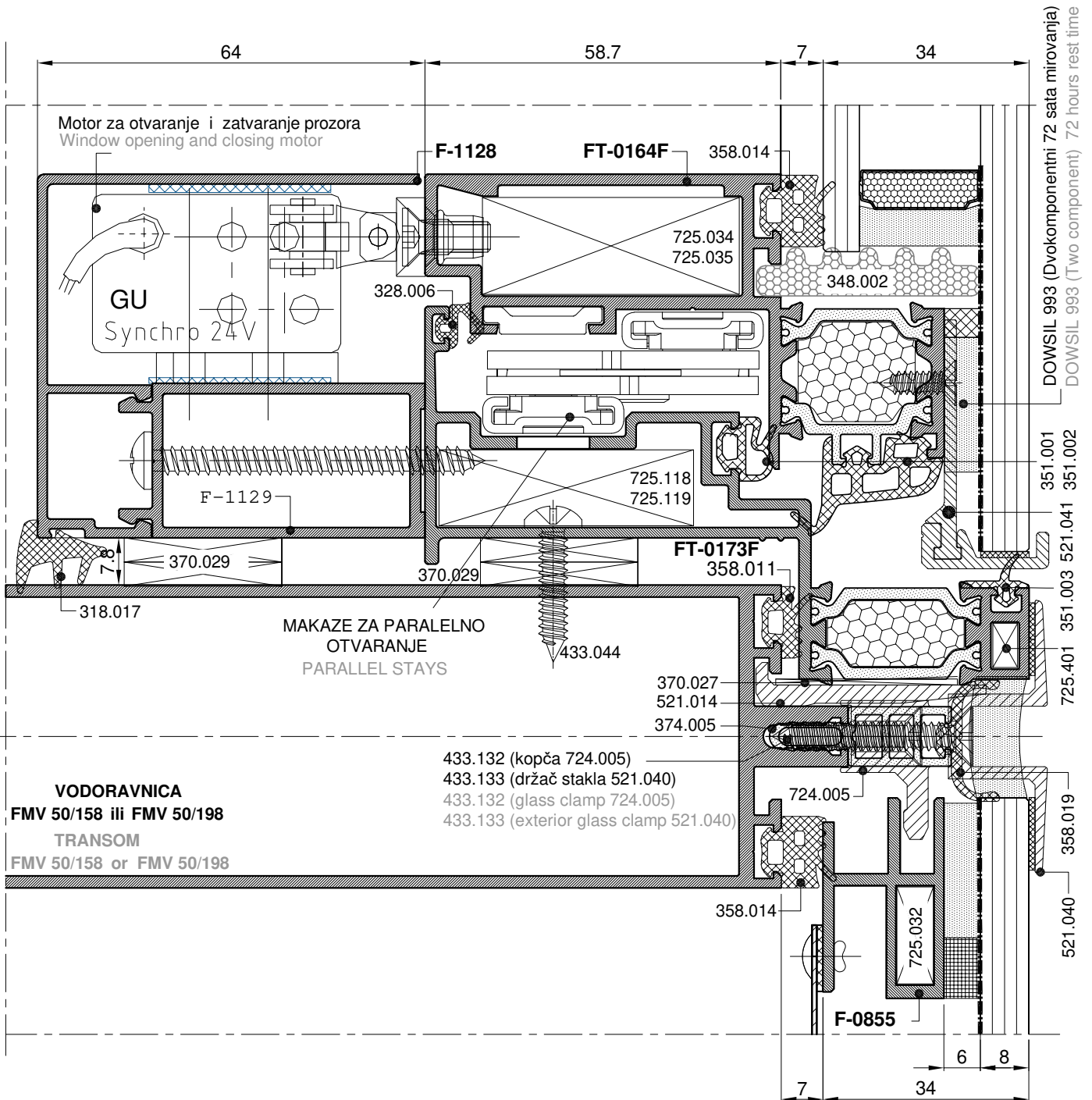


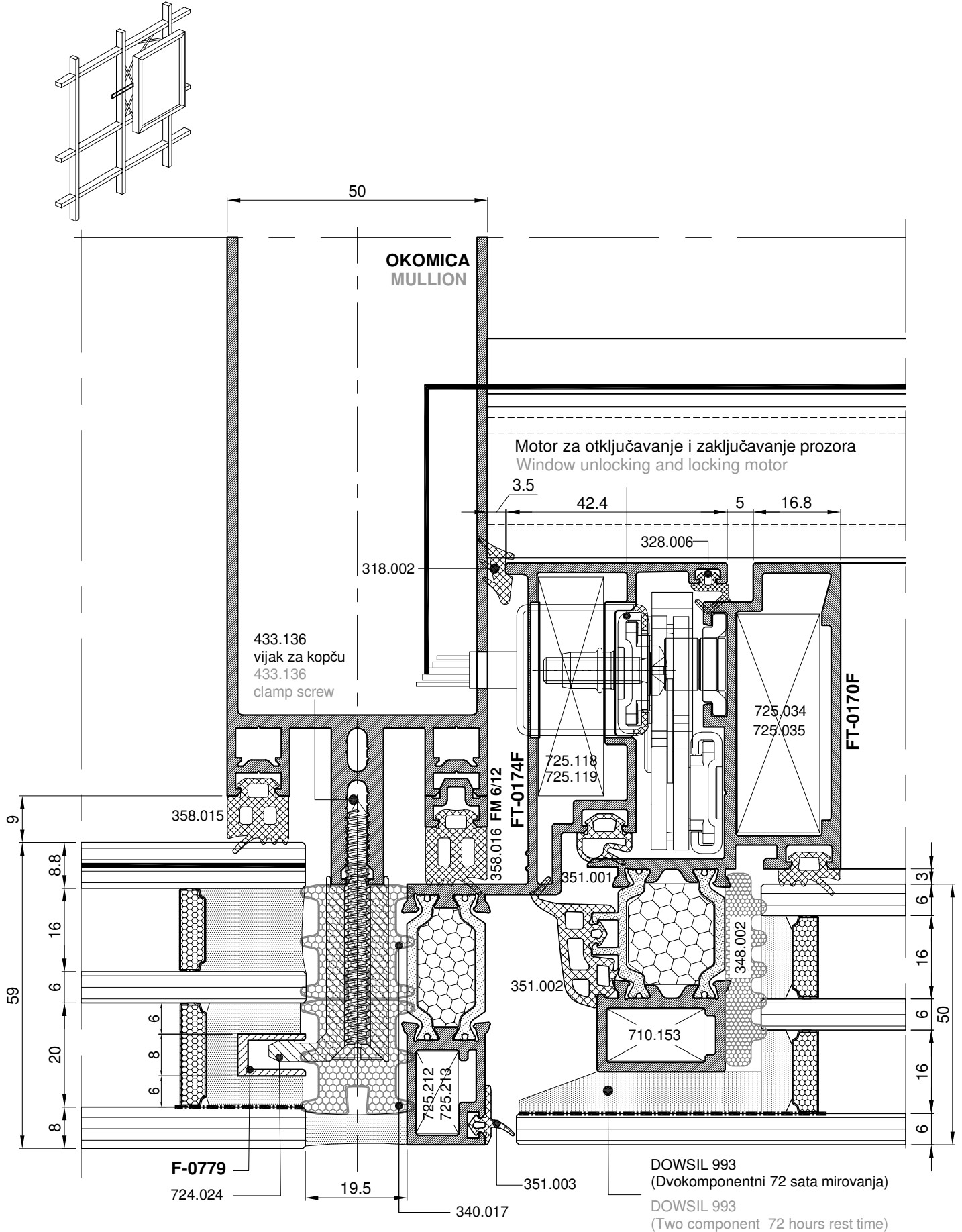


521.041 držač vanjskog prozorskog stakla (četiri po staklu)  
521.041- exterior window glass support (four per glass)



521.040- držač vanjskog stakla fiksnog polja (četiri po staklu)  
521.040- exterior fixed field glass clamp (four per glass)

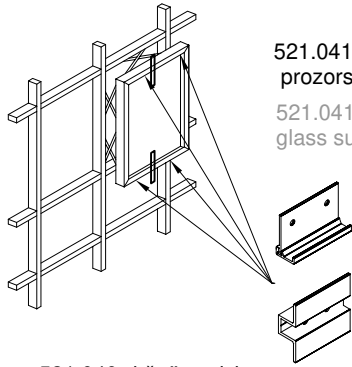




\*\*VANJSKA STRANA PROFILA FT-0170 I F-0779 NA KOJU SE LIJEPI STAKLO MORA BITI ELOXIRANA U S-10 NE STARIJA OD 6 MJESECI

\*\*EXTERIOR SIDE OF PROFILES FT-0170 AND F-0779 ON WHICH THE GLASS IS GLUED MUST BE ELOXATED IN S-10 NO EARLIER THAN 6 MONTHS AGO

\*DEBLJINA STRUKTURALNOG KITA min 6mm\* \*STRUCTURAL SEALANT THICKNESS min 6mm\*



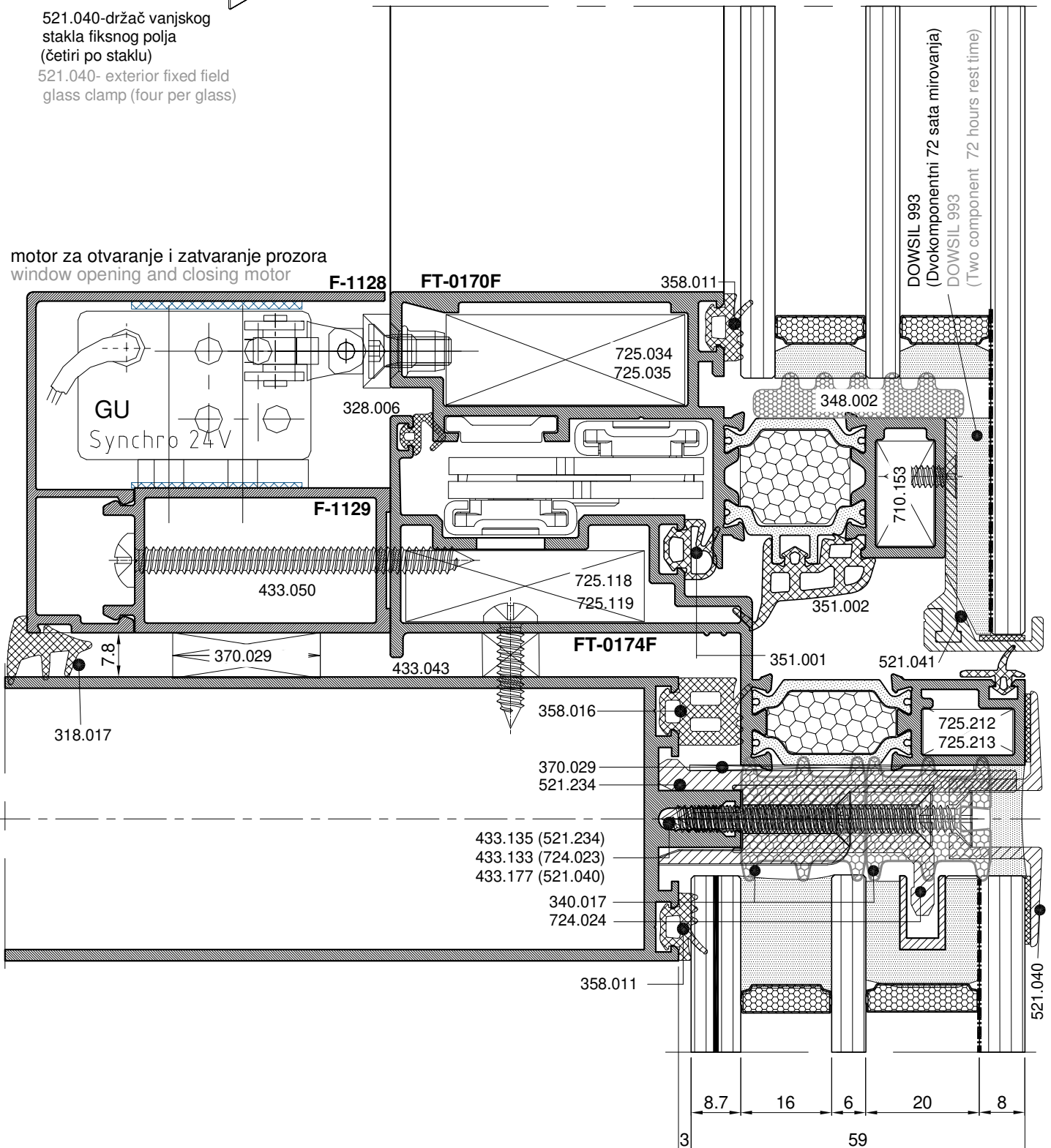
521.041 držač vanjskog prozorskog stakla (četiri po staklu)

521.041- exterior window glass support (four per glass)

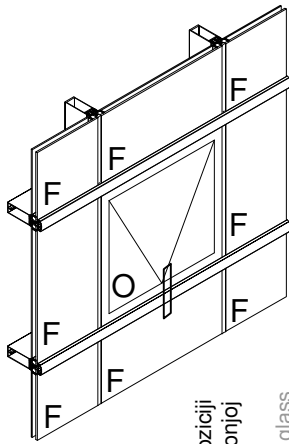
521.040-držač vanjskog stakla fiksnog polja (četiri po staklu)

521.040- exterior fixed field glass clamp (four per glass)

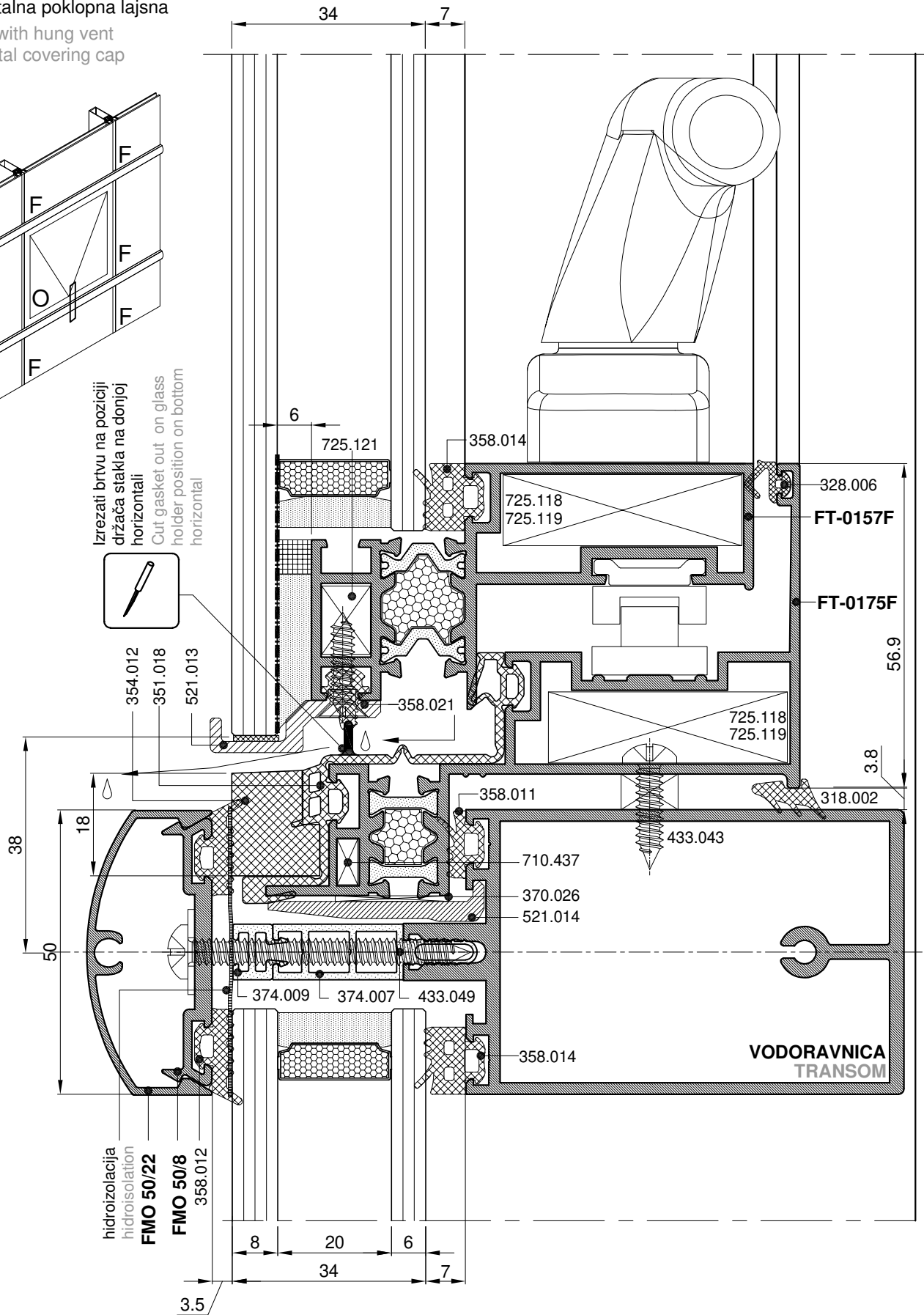
motor za otvaranje i zatvaranje prozora  
window opening and closing motor



Fasada s ovješnim ventusom  
- horizontalna poklopna lajsna  
Facade with hung vent  
- horizontal covering cap



Izrezati brtvu na poziciji držača stakla na donjoj horizontali  
Cut gasket out on glass holder position on bottom horizontal



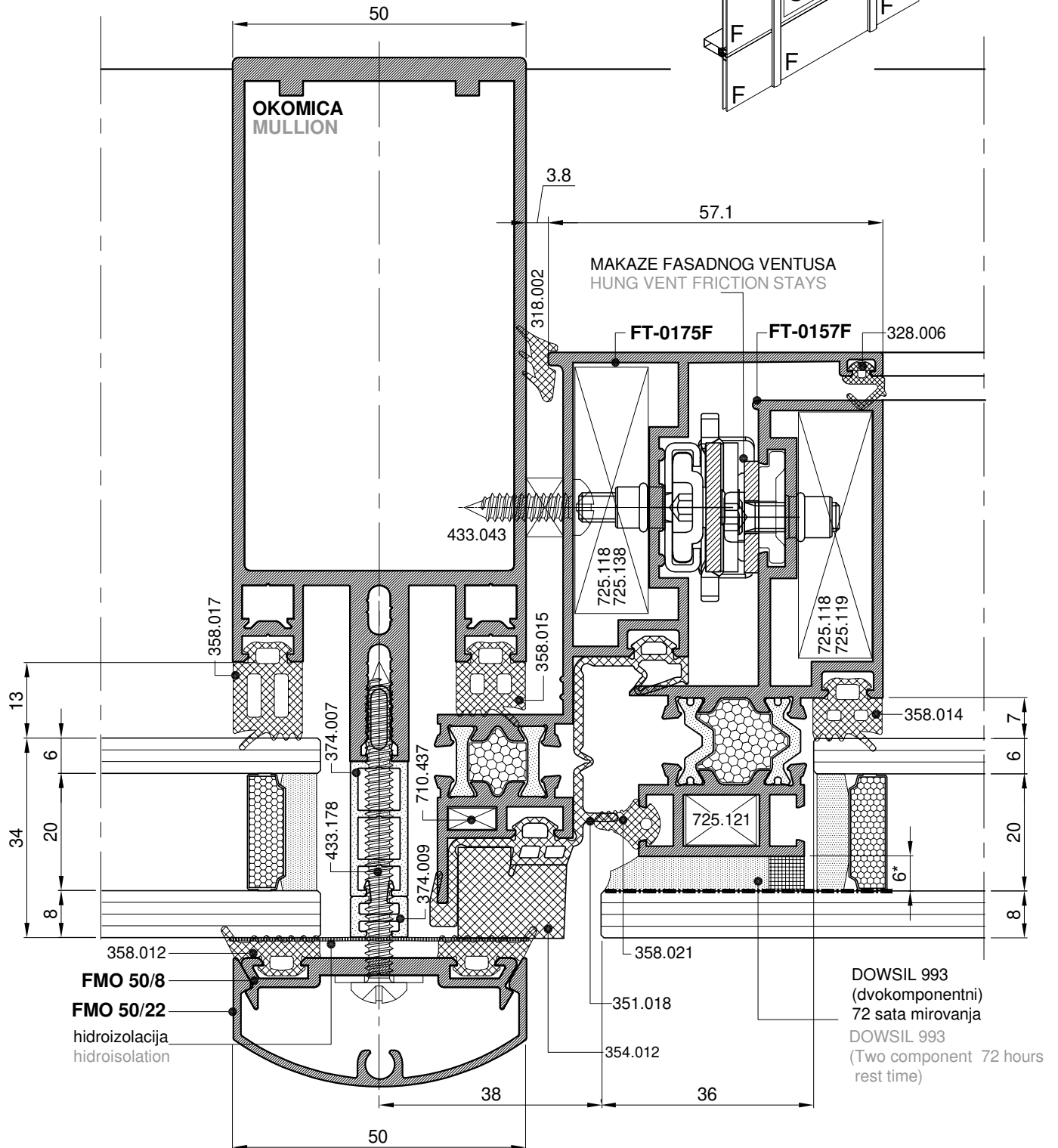
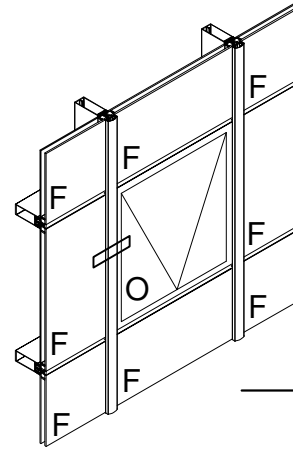
\*\*VANJSKA STRANA PROFILA FT-0157 NA KOJU SE LIJEPI STAKLO MORA BITI ELOXIRANA U S-10 NE STARIJA OD 6 MJESECI

\*\*EXTERIOR SIDE OF PROFILE FT-0157 ON WHICH THE GLASS IS GLUED MUST BE ELOXATED IN S-10 NO EARLIER THAN 6 MONTHS AGO

\*DEBLJINA STRUKTURALNOG KITA min 6mm\* \*STRUCTURAL SEALANT THICKNESS min 6mm\*

Fasada s ovješnim ventusom  
- vertikalna poklopna lajsna

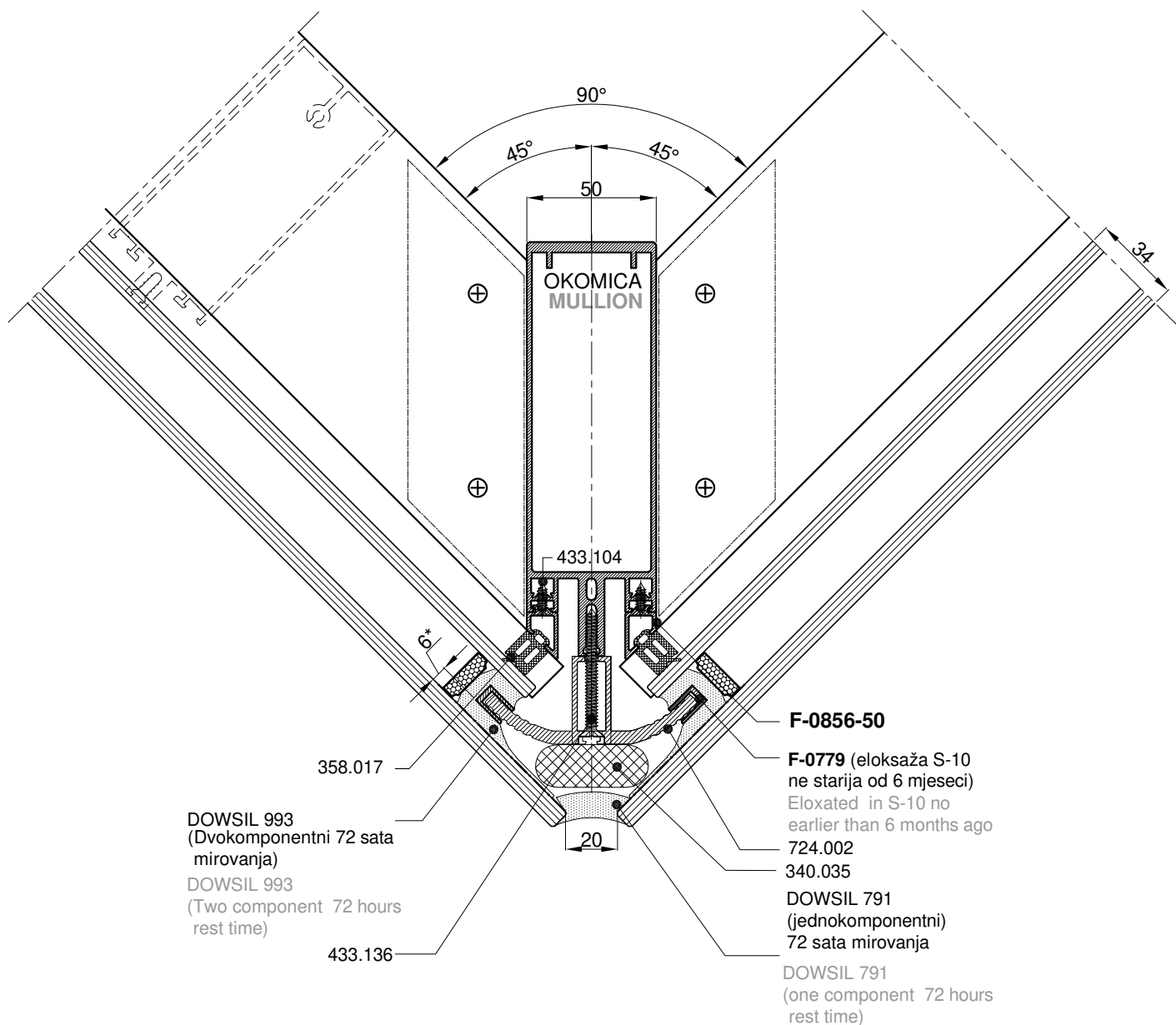
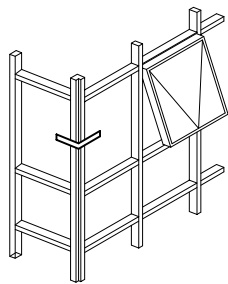
Facade with hung vent  
- vertical covering cap



\*\*VANJSKA STRANA PROFILA FT-0157 NA KOJU SE LIJEPI STAKLO MORA BITI ELOXIRANA U S-10 NE STARIJA OD 6 MJESECI

\*\*EXTERIOR SIDE OF PROFILE FT-0157 ON WHICH THE GLASS IS GLUED MUST BE ELOXATED IN S-10 NO EARLIER THAN 6 MONTHS AGO

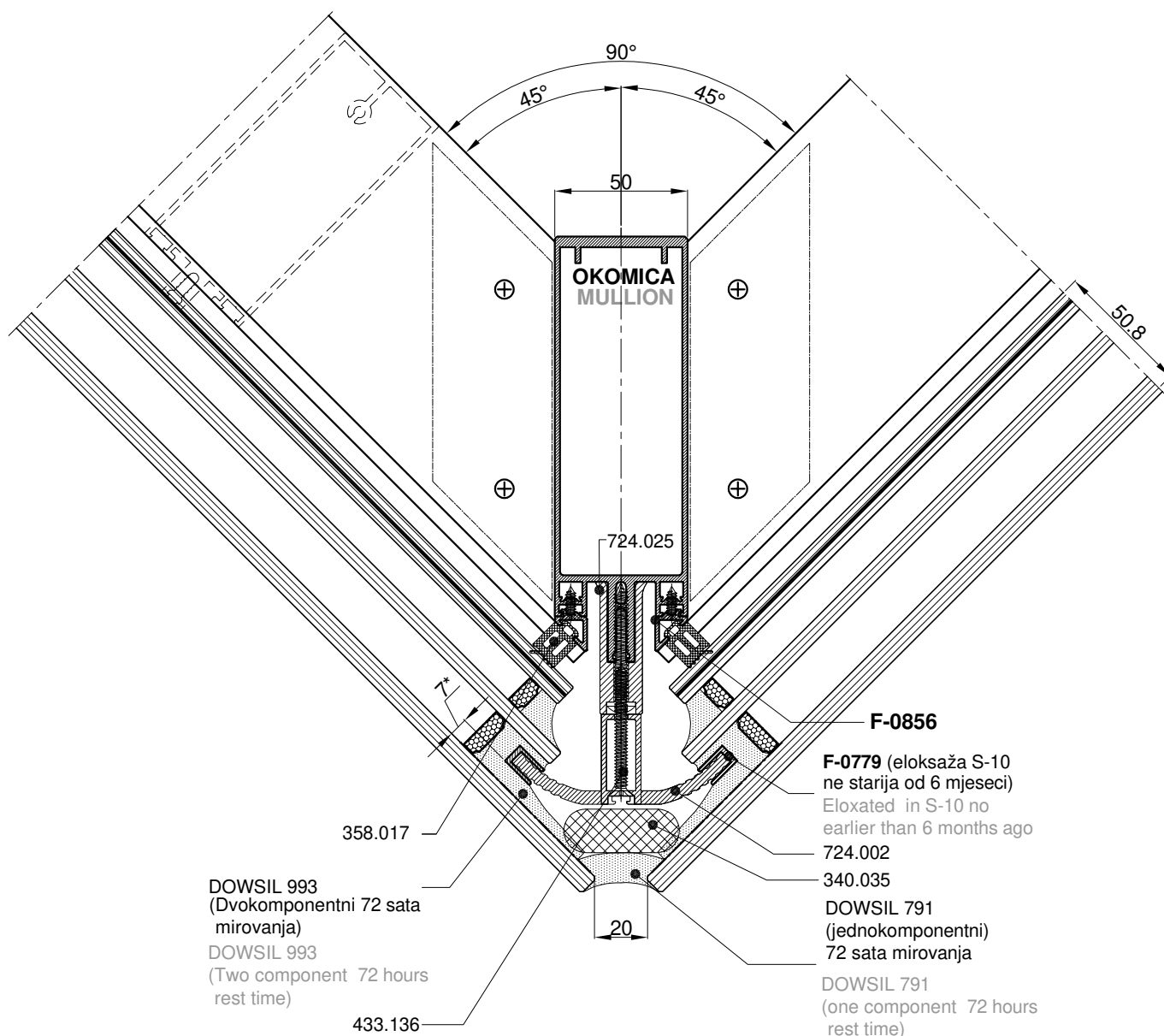
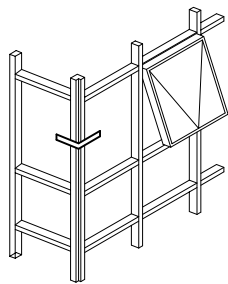
\*DEBLJINA STRUKTURALNOG KITA min 6mm\* \*STRUCTURAL SEALANT THICKNESS min 6mm\*



#### Napomena Notice:

Izrada klizača pod kutom za kuteve fasada je odgovornost proizvođača.  
Making of angled sliders for facade corners is manufacturer's responsibility

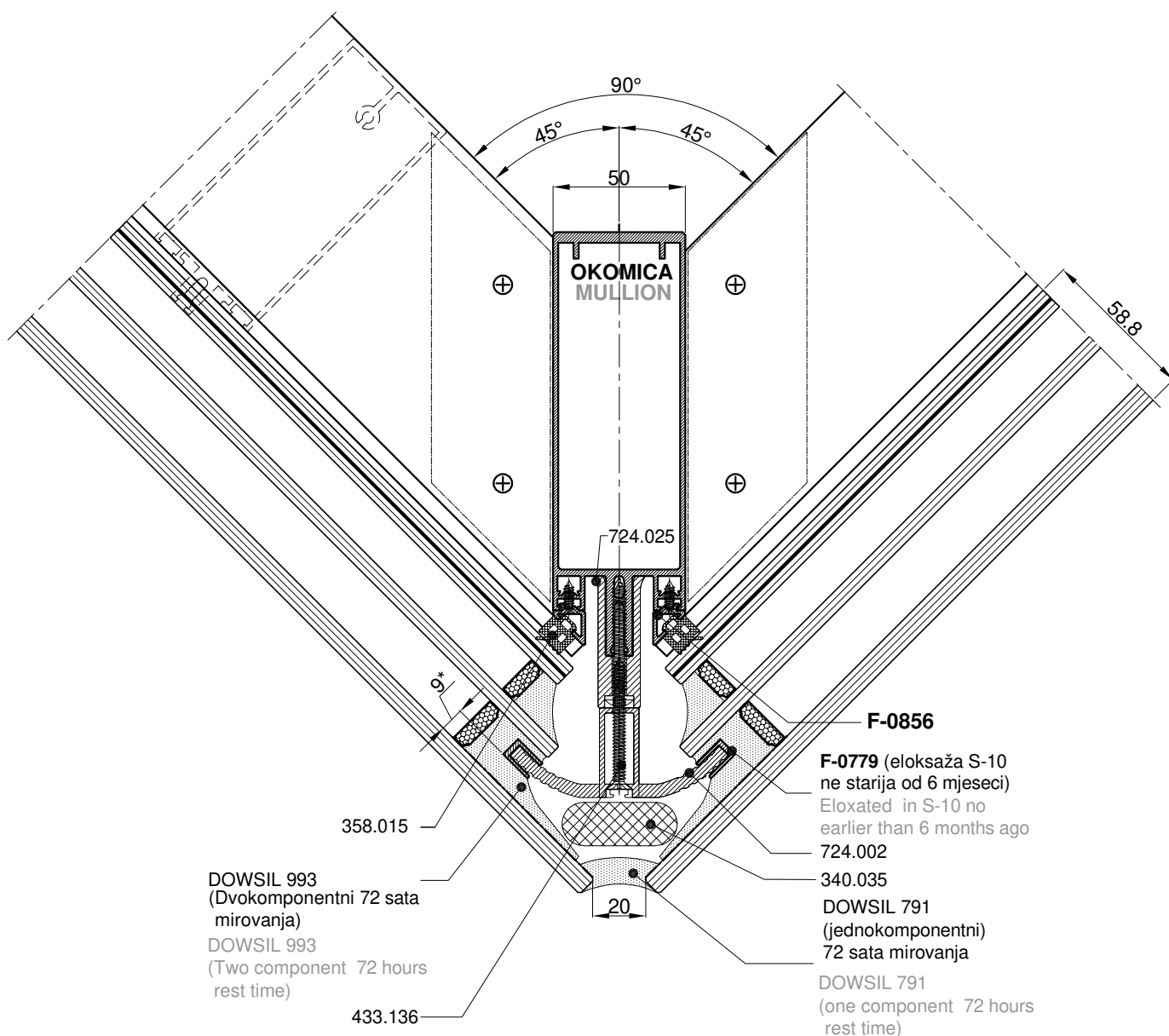
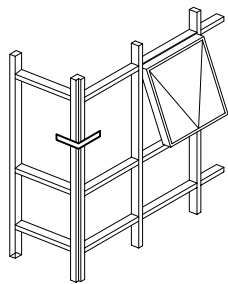
\*DEBLJINA STRUKTURALNOG KITA min 6mm\*  
\*STRUCTURAL SEALANT THICKNESS min 6mm\*



### Napomena Notice:

Izrada klizača pod kutom za kuteve fasada je odgovornost proizvođača.  
Making of angled sliders for facade corners is manufacturer's responsibility

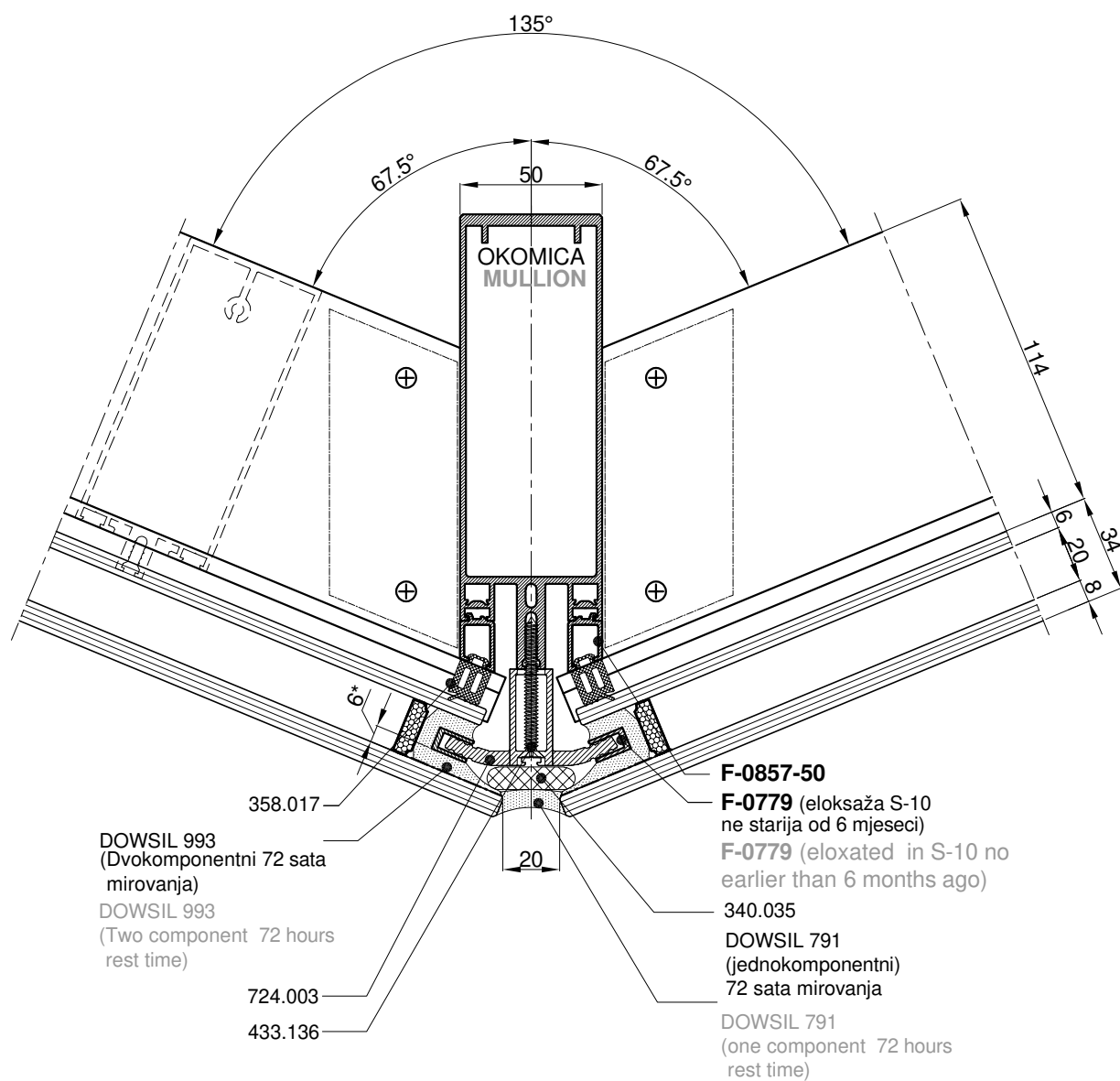
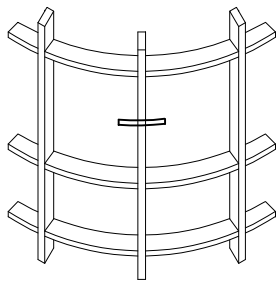
\*DEBLJINA STRUKTURALNOG KITA min 6mm\*  
\*STRUCTURAL SEALANT THICKNESS min 6mm\*



#### Napomena Notice:

Izrada klizača pod kutom za kuteve fasada je odgovornost proizvođača.  
Making of angled sliders for facade corners is manufacturer's responsibility

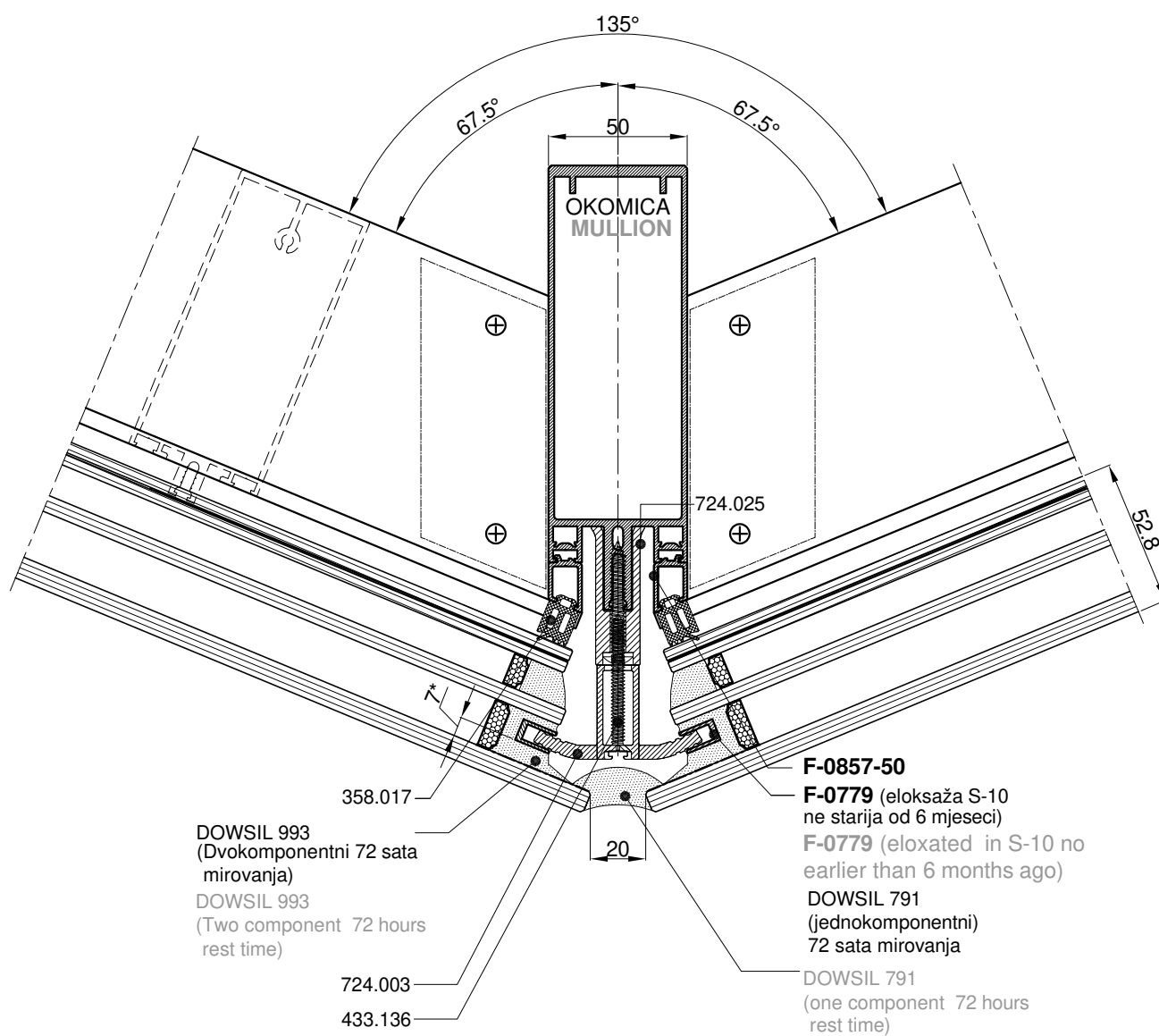
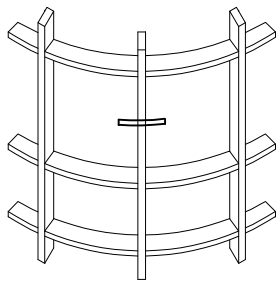
\*DEBLJINA STRUKTURALNOG KITA min 6mm\*  
\*STRUCTURAL SEALANT THICKNESS min 6mm\*



#### Napomena Notice:

Izrada klizača pod kutom za kuteve fasada je odgovornost proizvođača.  
Making of angled sliders for facade corners is manufacturer's responsibility

\*DEBLJINA STRUKTURALNOG KITA min 6mm\*  
\*STRUCTURAL SEALANT THICKNESS min 6mm\*



358.017  
DOWSIL 993  
(Dvokomponentni 72 sata  
mirovanja)  
DOWSIL 993  
(Two component 72 hours  
rest time)

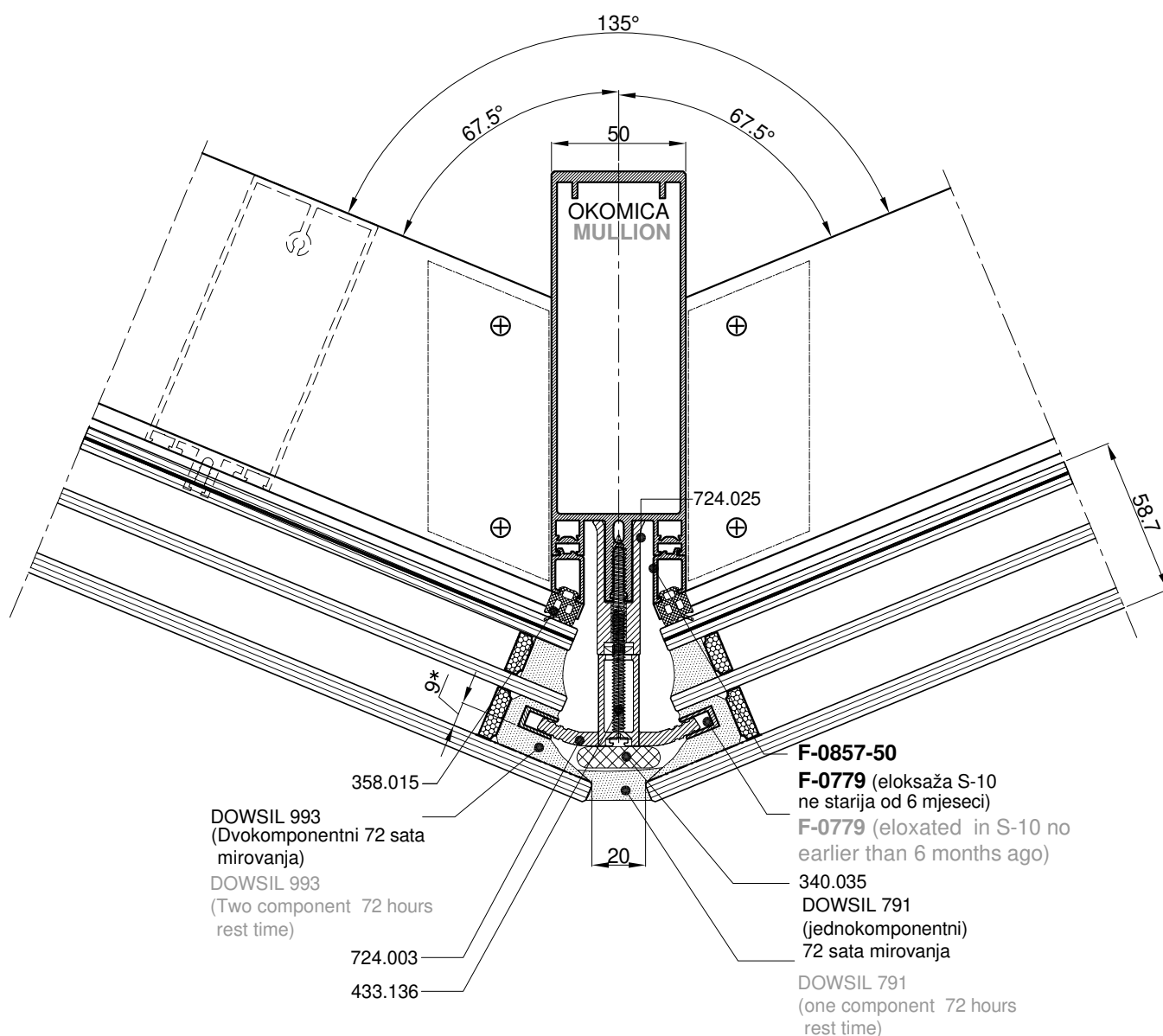
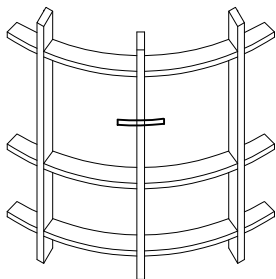
724.003  
433.136

F-0857-50  
F-0779 (eloksaza S-10  
ne starija od 6 mjeseci)  
F-0779 (eloxated in S-10 no  
earlier than 6 months ago)  
DOWSIL 791  
(jednokomponentni)  
72 sata mirovanja  
DOWSIL 791  
(one component 72 hours  
rest time)

**Napomena Notice:**

Izrada klizača pod kutom za kuteve fasada je odgovornost proizvođača.  
Making of angled sliders for facade corners is manufacturer's responsibility

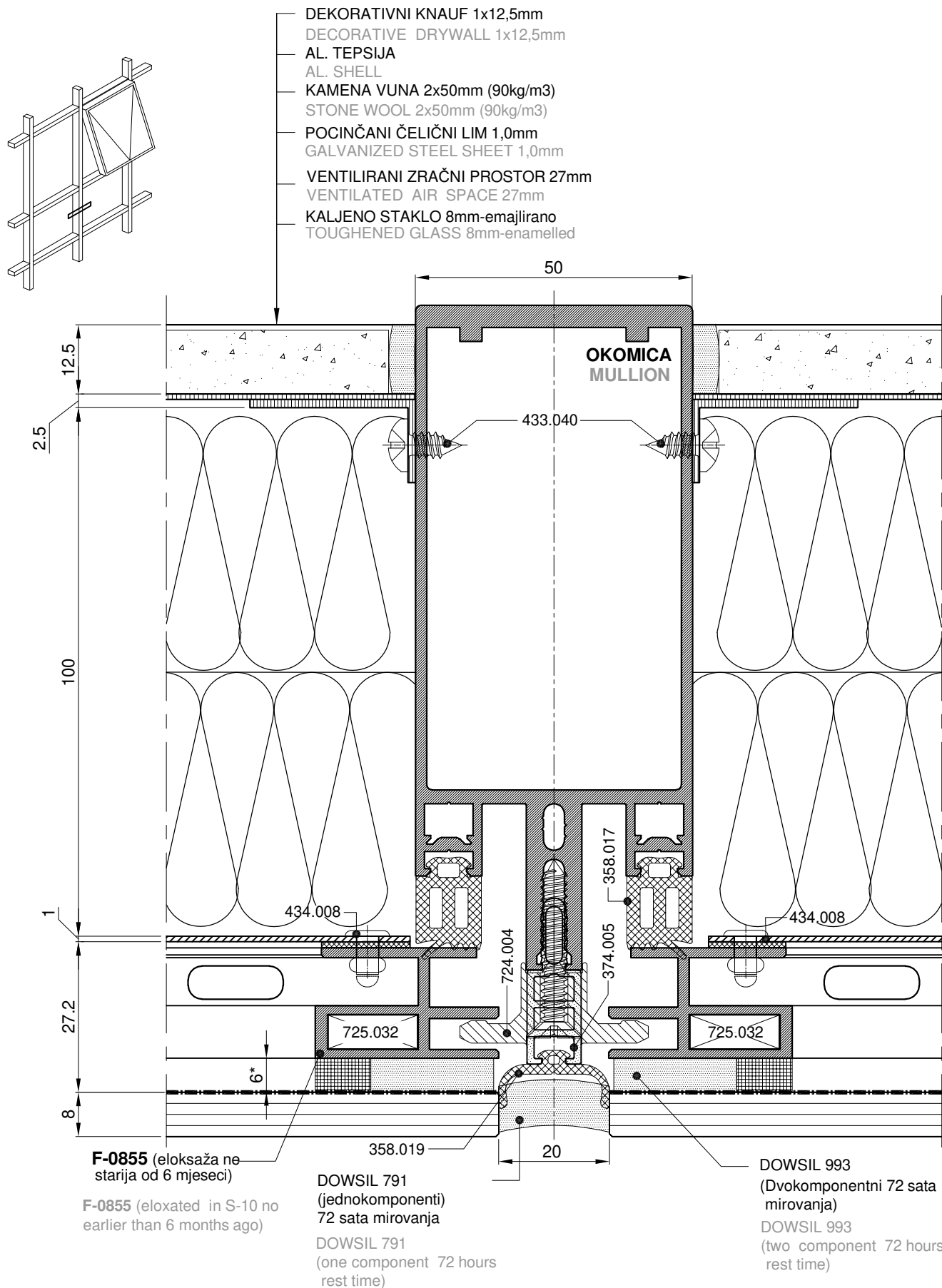
\*DEBLJINA STRUKTURALNOG KITA min 6mm\*  
\*STRUCTURAL SEALANT THICKNESS min 6mm\*



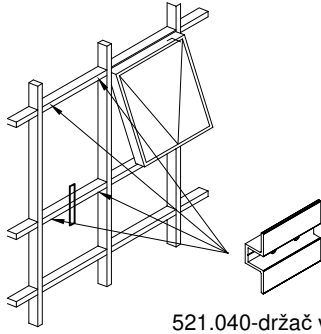
### Napomena Notice:

Izrada klizača pod kutom za kuteve fasada je odgovornost proizvođača.  
Making of angled sliders for facade corners is manufacturer's responsibility

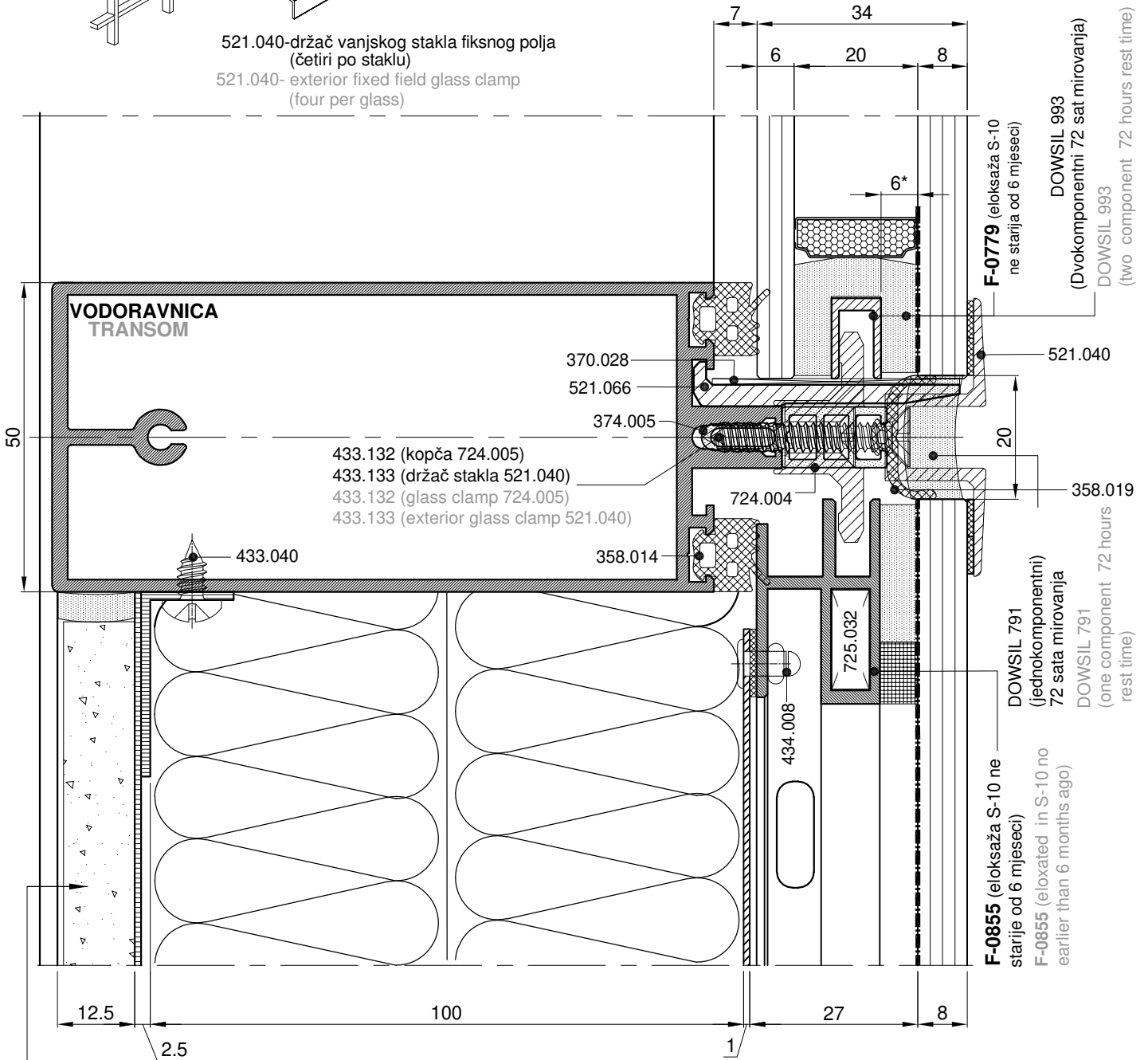
\*DEBLJINA STRUKTURALNOG KITA min 6mm\*  
\*STRUCTURAL SEALANT THICKNESS min 6mm\*



\*DEBLJINA STRUKTURALNOG KITA min 6mm\*  
\*STRUCTURAL SEALANT THICKNESS min 6mm\*

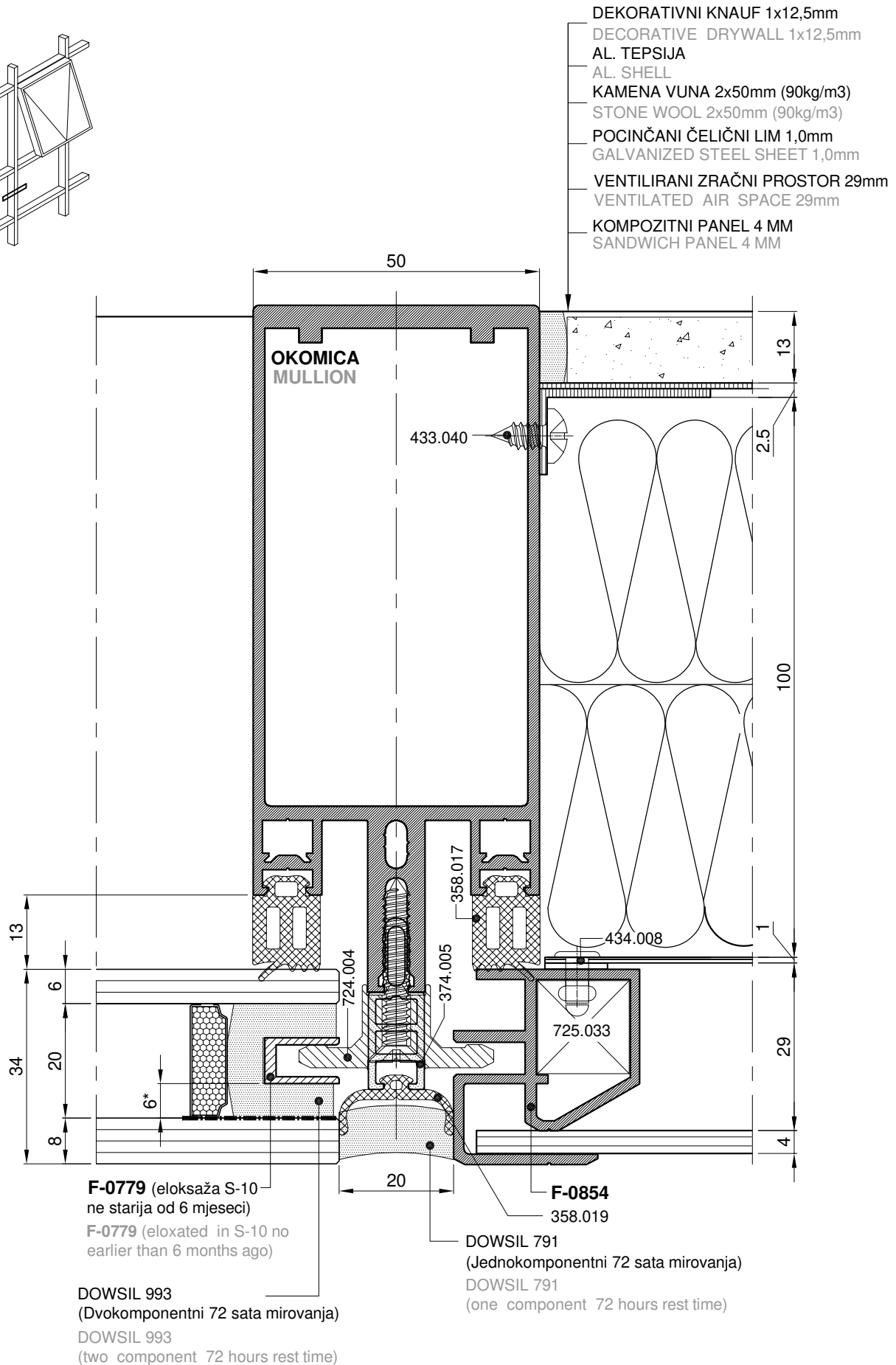
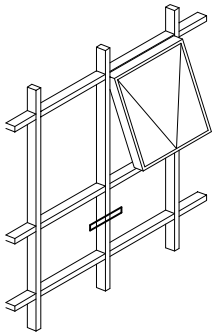


521.040-držač vanjskog stakla fiksnog polja  
(četiri po staklu)  
521.040- exterior fixed field glass clamp  
(four per glass)

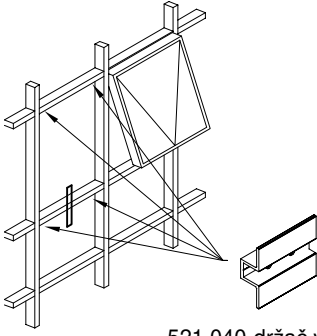


- DEKORATIVNI KNAUF 1x12,5mm
- DECORATIVE DRYWALL 1x12,5mm
- AL. TEPSIJA
- AL. SHELL
- KAMENA VUNA 2x50mm (90kg/m3)
- STONE WOOL 2x50mm (90kg/m3)
- POCINČANI ČELIČNI LIM 1,0mm
- GALVANIZED STEEL SHEET 1,0mm
- VENTILIRANI ZRAČNI PROSTOR 27mm
- VENTILATED AIR SPACE 27mm
- KALJENO STAKLO 8mm-emajlirano
- TOUGHENED GLASS 8mm-enamelled

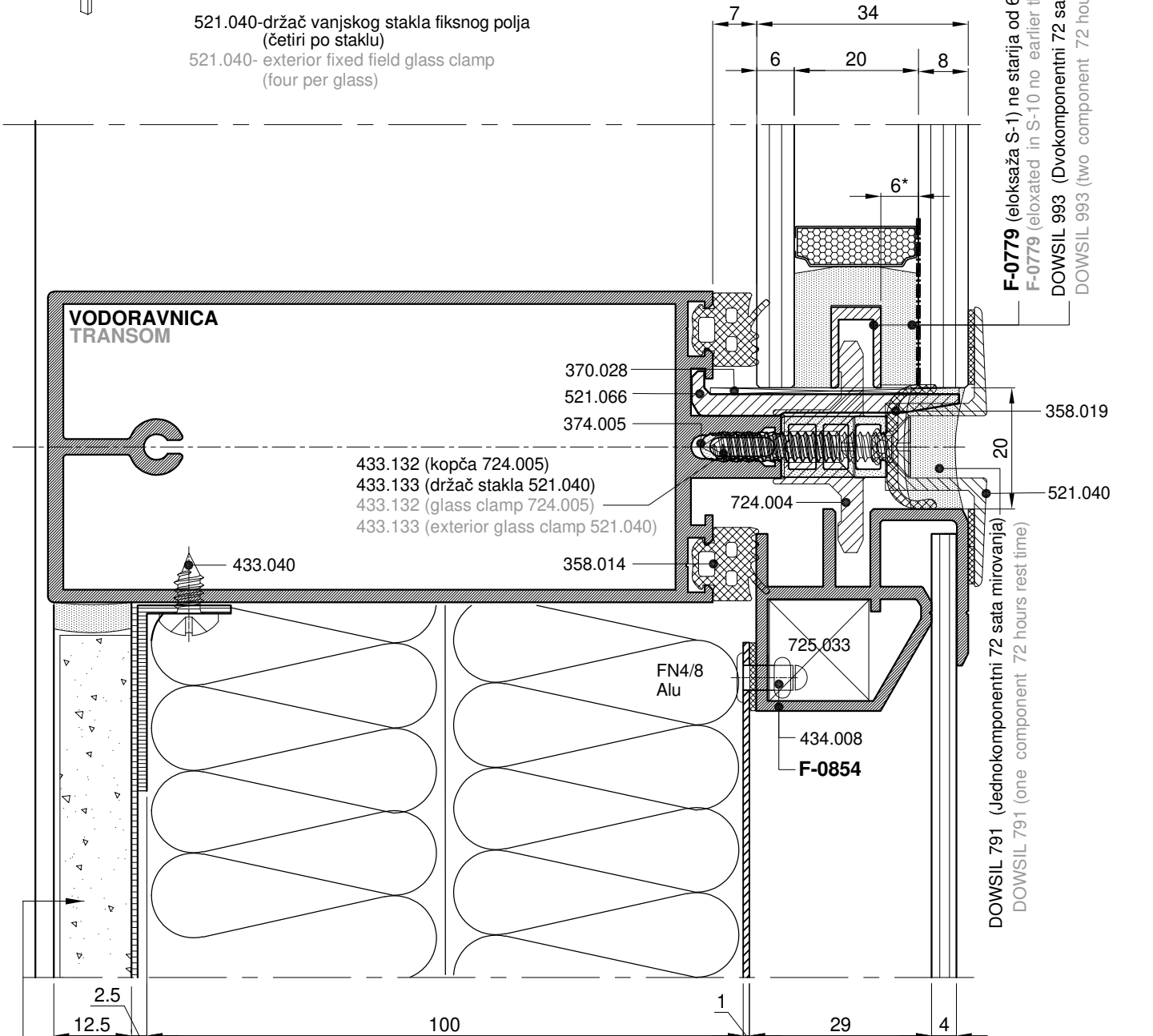
\*DEBLJINA STRUKTURALNOG KITA min 6mm\*  
\*STRUCTURAL SEALANT THICKNESS min 6mm\*



\*DEBLJINA STRUKTURALNOG KITA min 6mm\* \*STRUCTURAL SEALANT THICKNESS min 6mm\*



521.040-držač vanjskog stakla fiksnog polja  
(četiri po staklu)  
521.040- exterior fixed field glass clamp  
(four per glass)

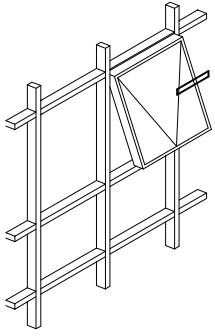


F-0779 (eloksaža S-1) ne starija od 6 mjeseci  
F-0779 (eloxated in S-10 no earlier than 6 months ago)  
DOWSIL 993 (Dvokomponentni 72 sata mirovanja)  
DOWSIL 993 (two component 72 hours rest time)

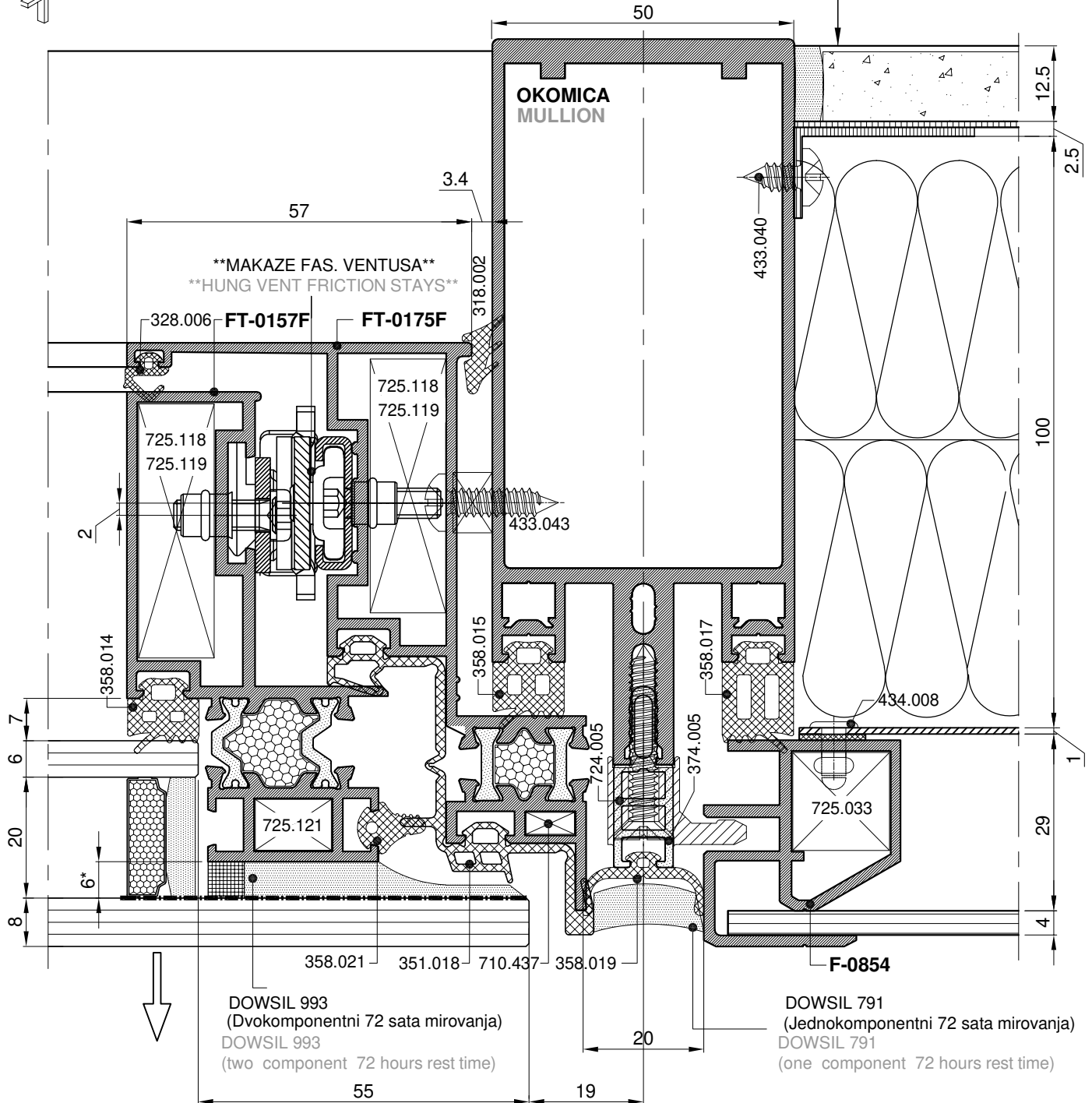
DOWSIL 791 (Jednokomponentni 72 sata mirovanja)  
DOWSIL 791 (one component 72 hours rest time)

- DEKORATIVNI KNAUF 1x12,5mm
- DECORATIVE DRYWALL 1x12,5mm
- AL. TEPSIJA
- AL. SHELL
- KAMENA VUNA 2x50mm (90kg/m3)
- STONE WOOL 2x50mm (90kg/m3)
- POCINČANI ČELIČNI LIM 1,0mm
- GALVANIZED STEEL SHEET 1,0mm
- VENTILIRANI ZRAČNI PROSTOR 29mm
- VENTILATED AIR SPACE 29mm
- KOMPOZITNI PANEL 4 MM
- SANDWICH PANEL 4 MM

\*DEBLJINA STRUKTURALNOG KITA min 6mm\* \*STRUCTURAL SEALANT THICKNESS min 6mm\*



- DEKORATIVNI KNAUF 1x12,5mm
- DECORATIVE DRYWALL 1x12,5mm
- AL. TEPSIJA
- AL. SHELL
- KAMENA VUNA 2x50mm (90kg/m3)
- STONE WOOL 2x50mm (90kg/m3)
- POCINČANI ČELIČNI LIM 1,0mm
- GALVANIOZED STEEL SHEET 1,0mm
- VENTILIRANI ZRAČNI PROSTOR 29mm
- VENTILATED AIR SPACE 29mm
- KOMPOZITNI PANEL 4 MM
- SANDWICH PANEL 4 MM



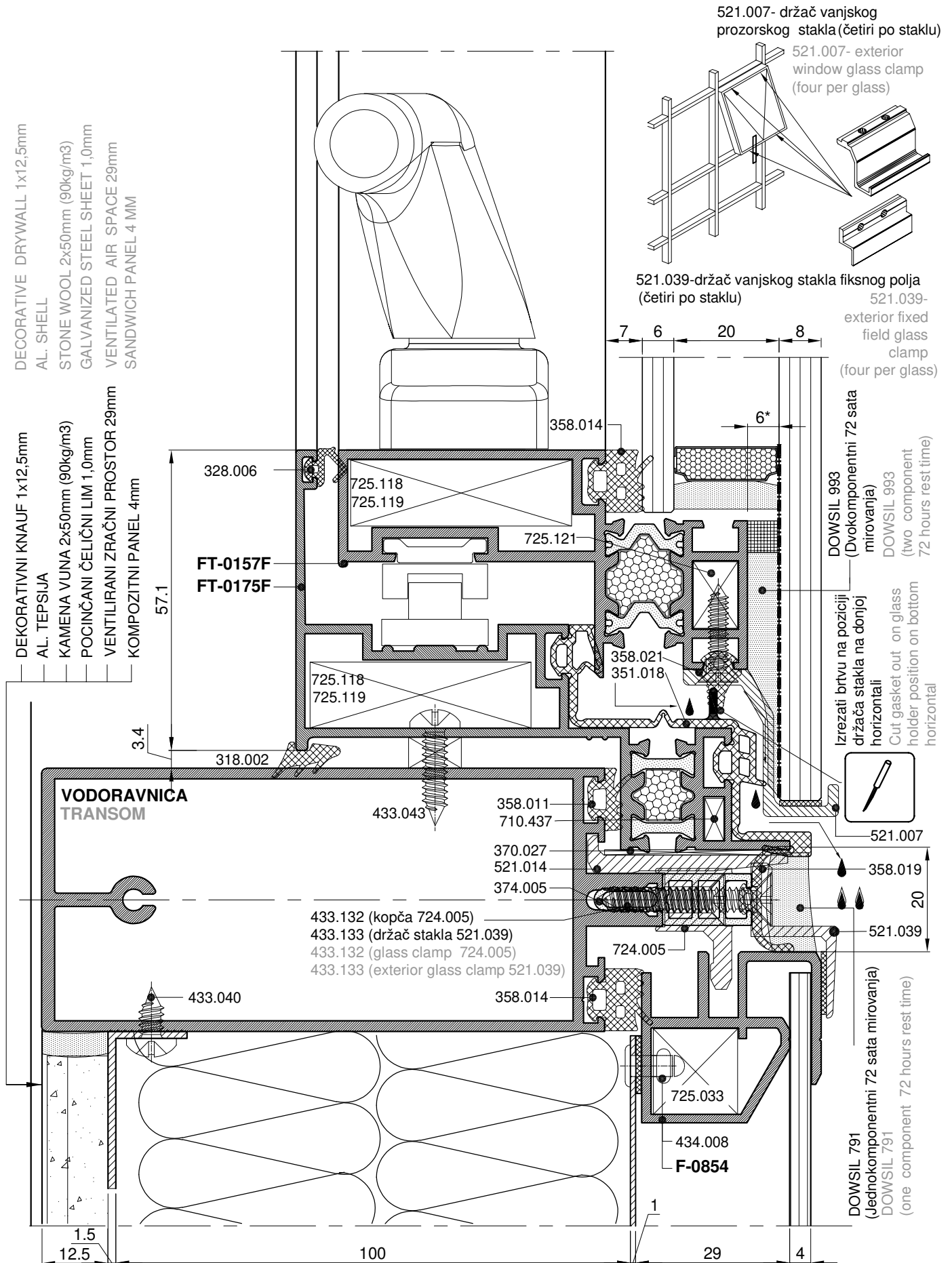
\*\*\*VANJSKA STRANA PROFILA FT-0157F NA KOJU SE LIJEPI STAKLO MORA BITI ELOXIRANA U S-10 NE STARIJA OD 6 MJESECI

\*\*\*EXTERIOR SIDE OF PROFILE FT-0157 ON WHICH THE GLASS IS GLUED MUST BE ELOXATED IN S-10 NO EARLIER THAN 6 MONTHS AGO

\*\*MAKAZE FASADNOG VENTUSA SA ZAKOVANIM KLIZAČEM NC-1459\*\*

\*\*HUNG VENT FRICTION STAYS WITH BOLTED SLIDING BAR NC-1459\*\*

\*DEBLJINA STRUKTURALNOG KITA min 6mm\* \*STRUCTURAL SEALANT THICKNESS min 6mm\*

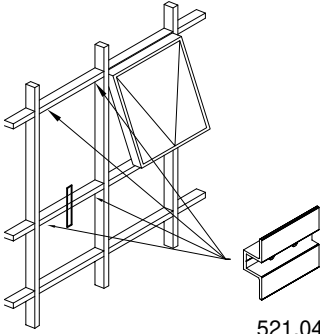


\*\*\*VANJSKA STRANA PROFILA FT-0157F NA KOJU SE LIJEPI STAKLO MORA BITI ELOXIRANA U S-10 NE STARIJA OD 6 MJESECI

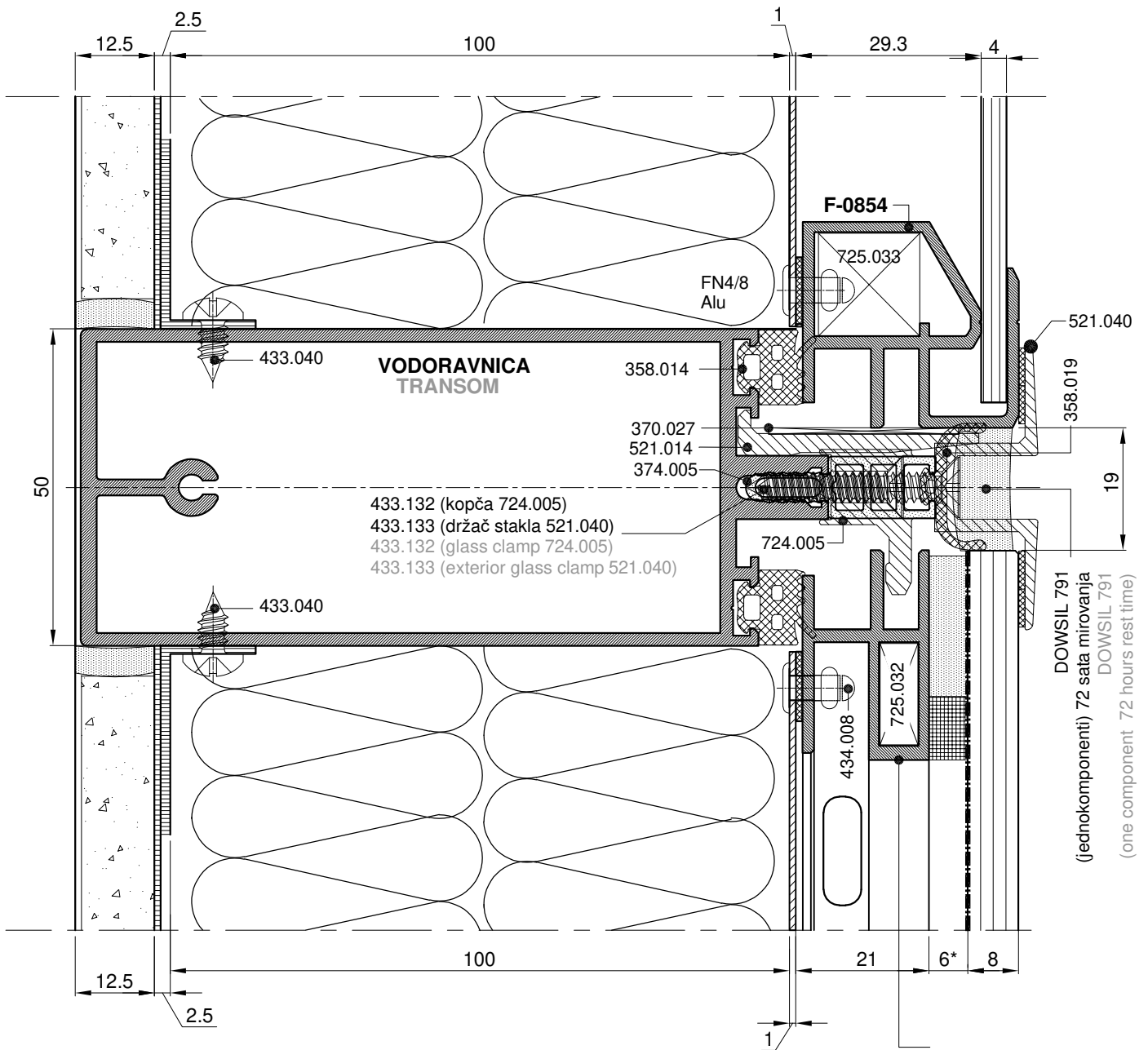
\*\*\*EXTERIOR SIDE OF PROFILE FT-0157 ON WHICH THE GLASS IS GLUED MUST BE ELOXATED IN S-10 NO EARLIER THAN 6 MONTHS AGO

\*DEBLJINA STRUKTURALNOG KITA min 6mm\* \*STRUCTURAL SEALANT THICKNESS min 6mm\*





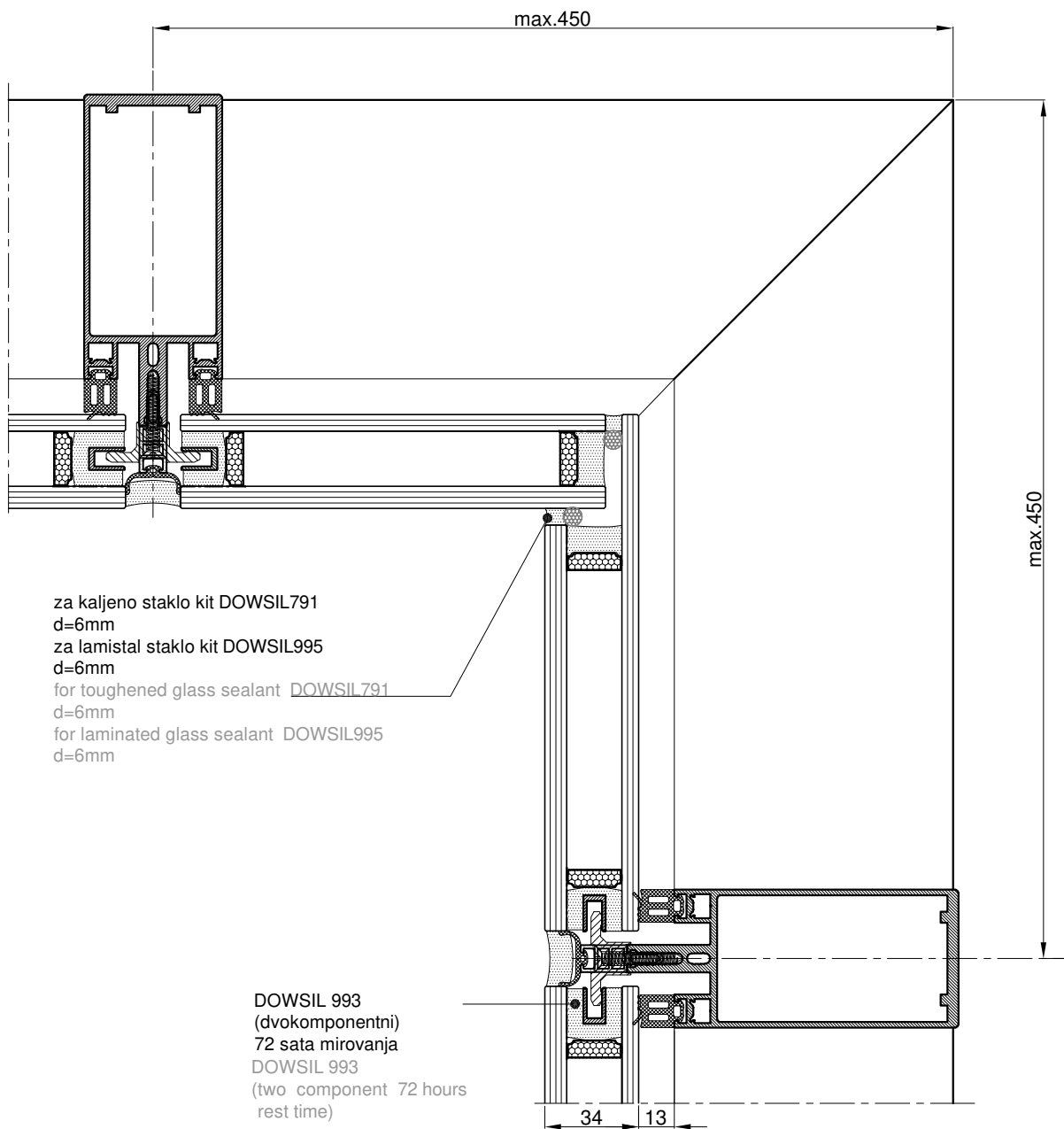
521.040-držač vanjskog stakla fiksnog polja  
(četiri po staklu)  
521.040- exterior fixed field glass clamp  
(four per glass)



**F-0855** (eloxsaža S-10 ne starija od 6 mjeseci)

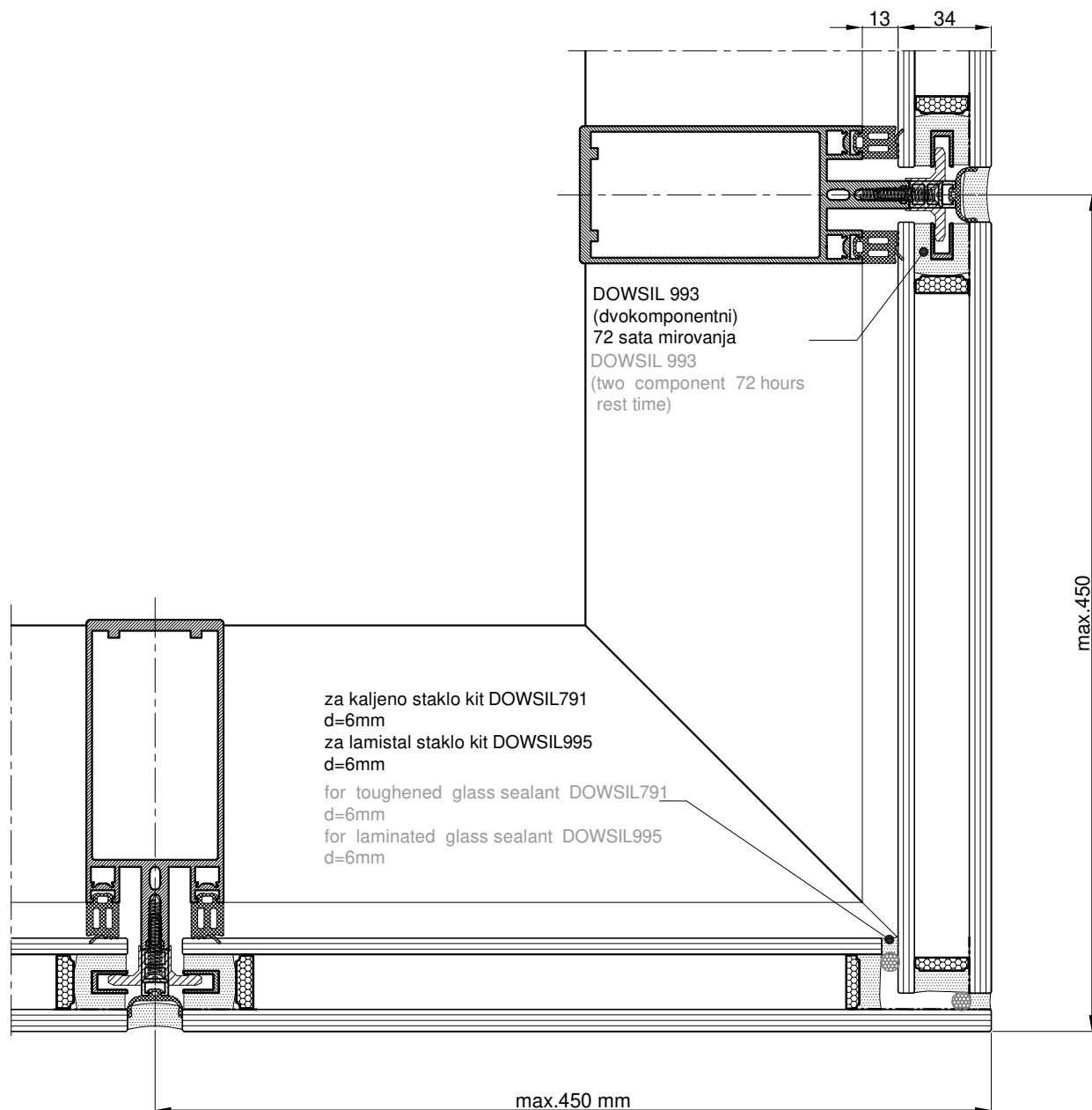
**F-0855** (eloxated in S-10 no earlier than 6 months ago)

\*DEBLJINA STRUKTURALNOG KITA min 6mm\* \*STRUCTURAL SEALANT THICKNESS min 6mm\*



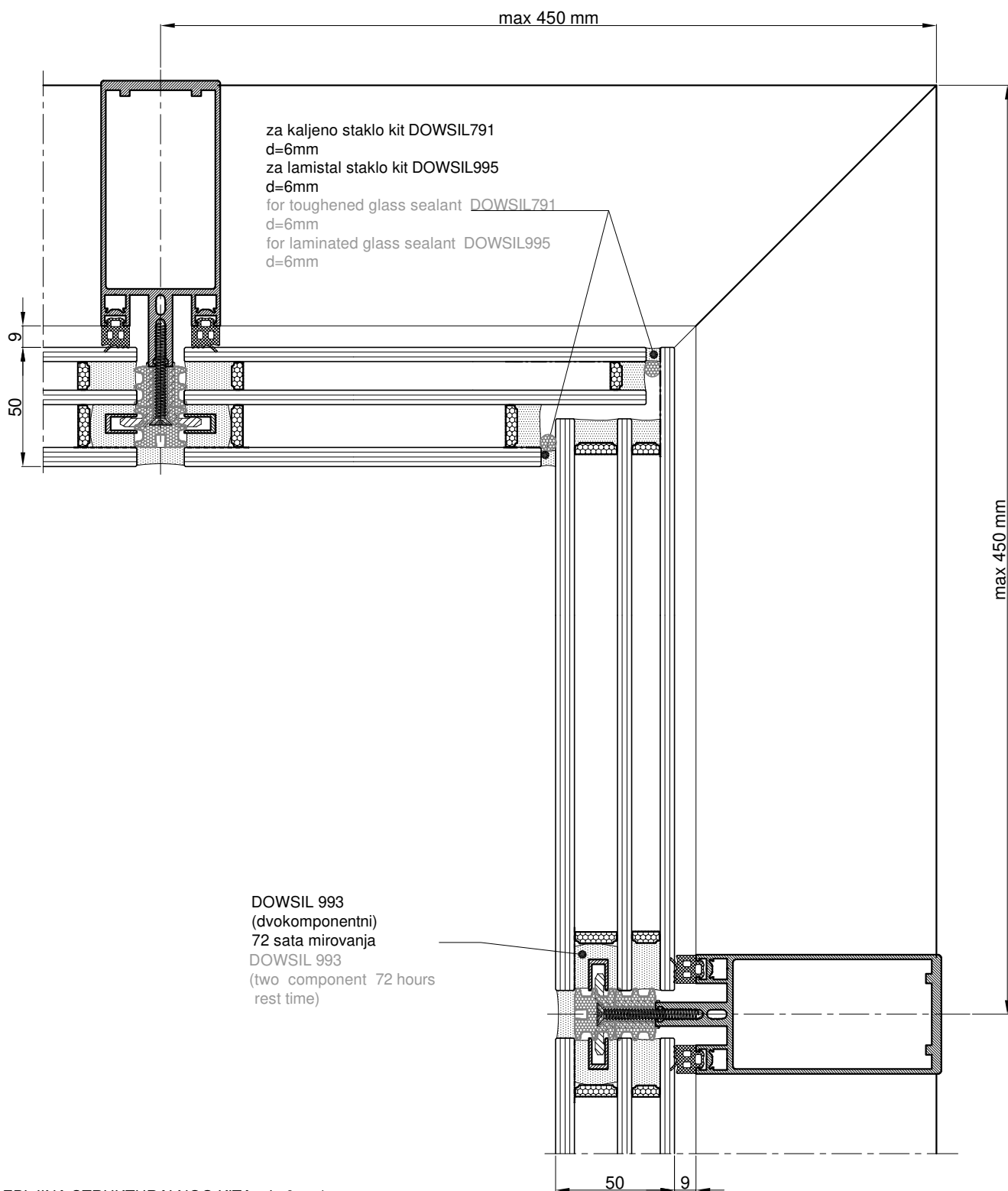
\*DEBLJINA STRUKTURALNOG KITA min 6mm\*

\*STRUCTURAL SEALANT THICKNESS min 6mm\*



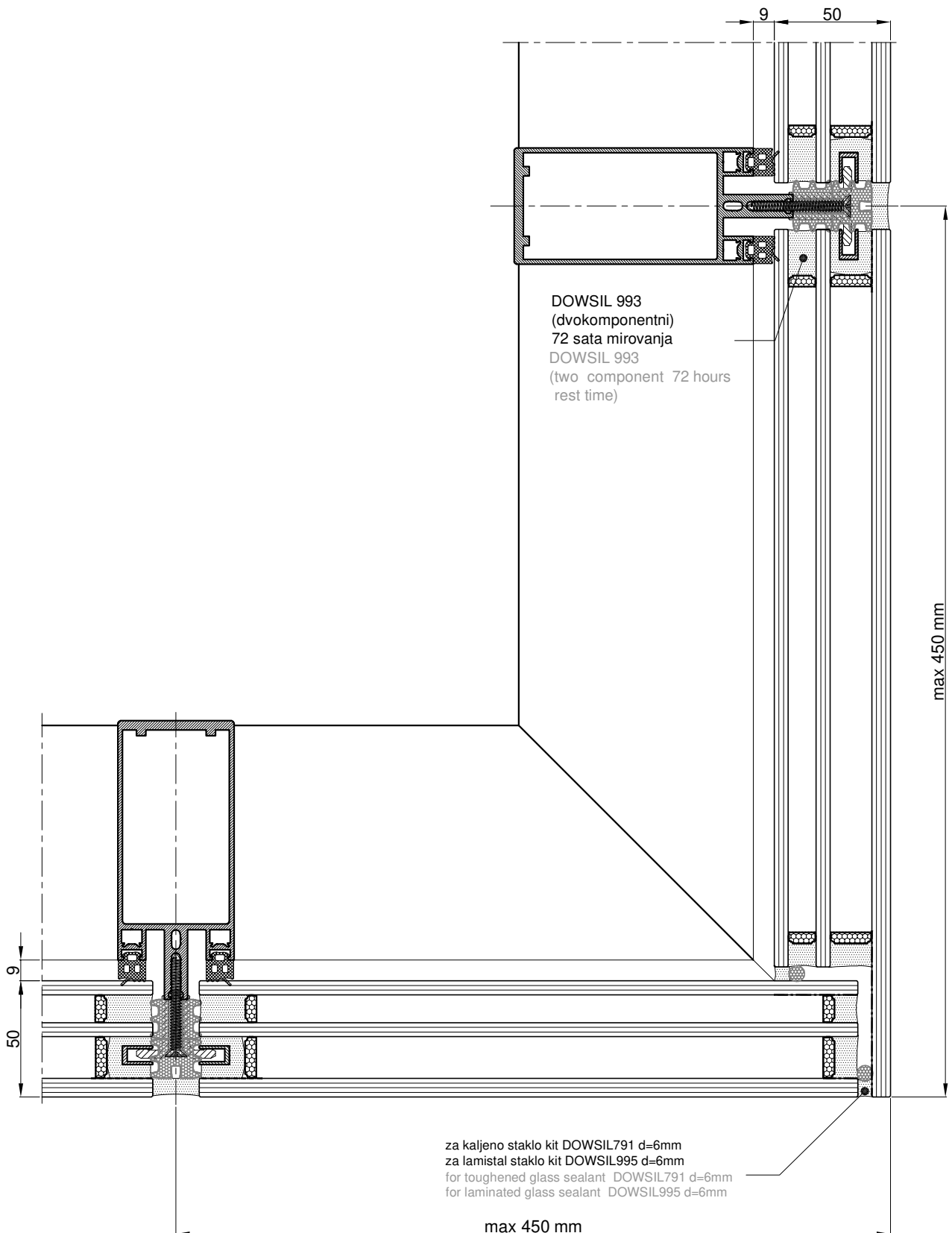
\*DEBLJINA STRUKTURALNOG KITA min 6mm\*

\*STRUCTURAL SEALANT THICKNESS min 6mm\*



\*DEBLJINA STRUKTURALNOG KITA min 6mm\*

\*STRUCTURAL SEALANT THICKNESS min 6mm\*



\*DEBLJINA STRUKTURALNOG KITA min 6mm\*

\*STRUCTURAL SEALANT THICKNESS min 6mm\*

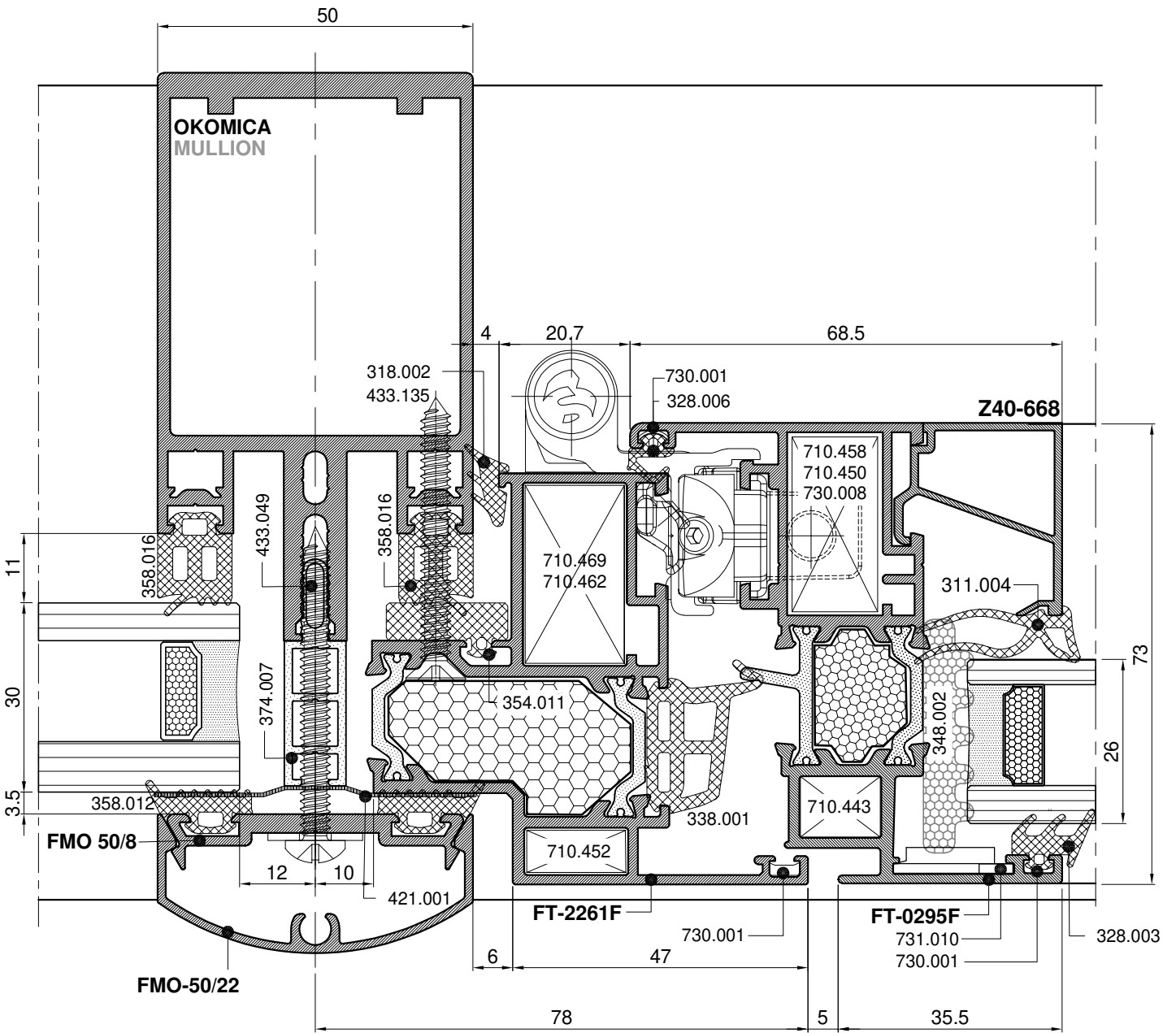
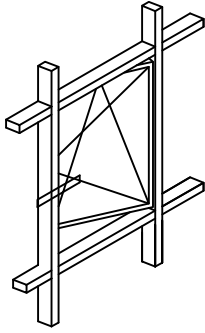
Spojevi fasade **50 FK** sa serijama:

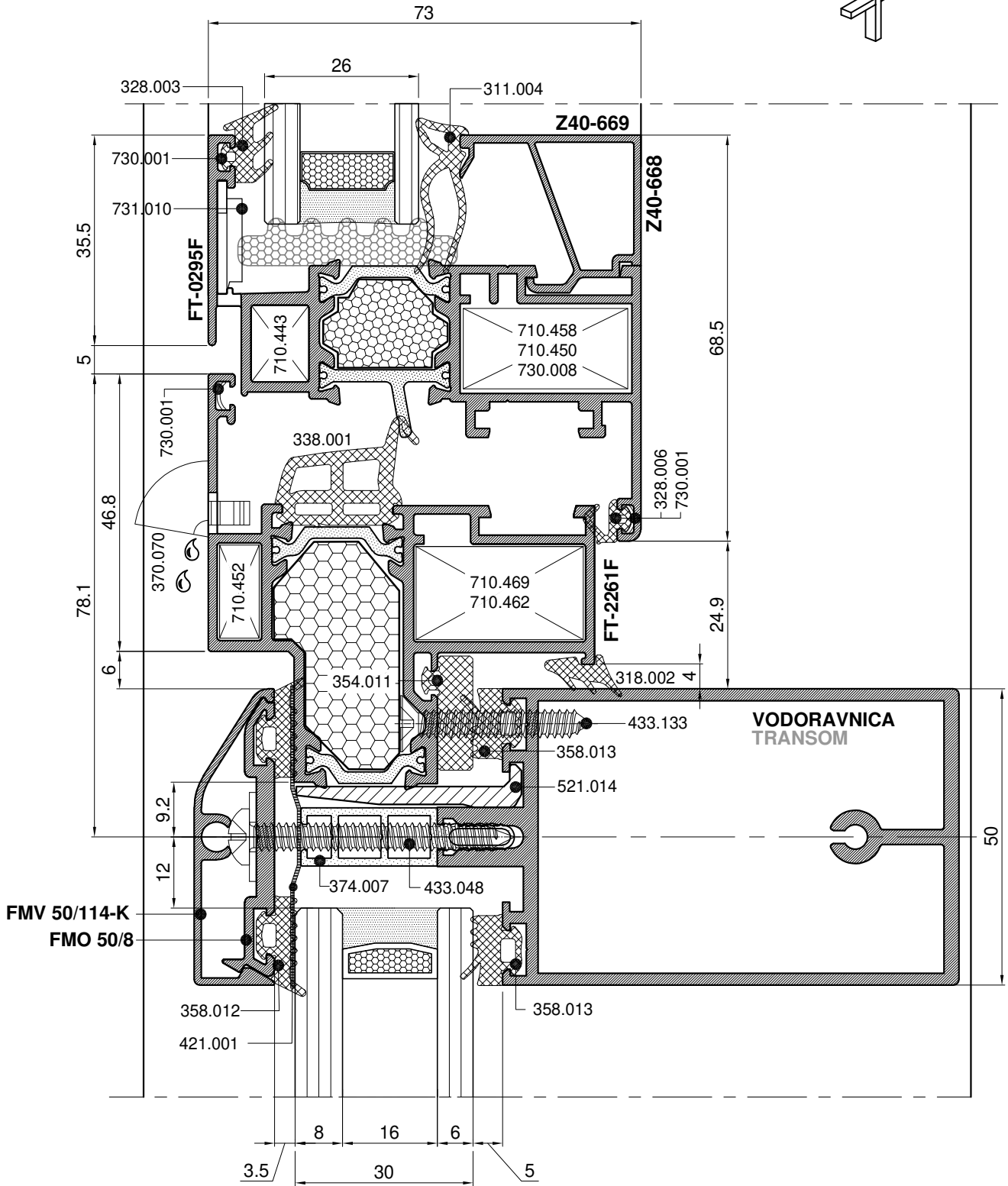
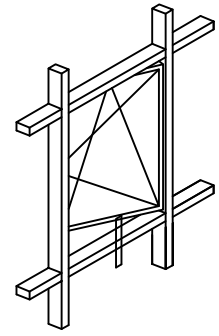
- Termo 65
- Termo 65 plus
- Termo 85
- Termo 85 SK
- Termo 85 PA
- Termo 65 VS
- Termo 85 VS
- Termo 120
- Termo 150
- Termo 150+
- Inowa
- Francuski balkon (sa Termo 85)
- Fiksni brisoleji

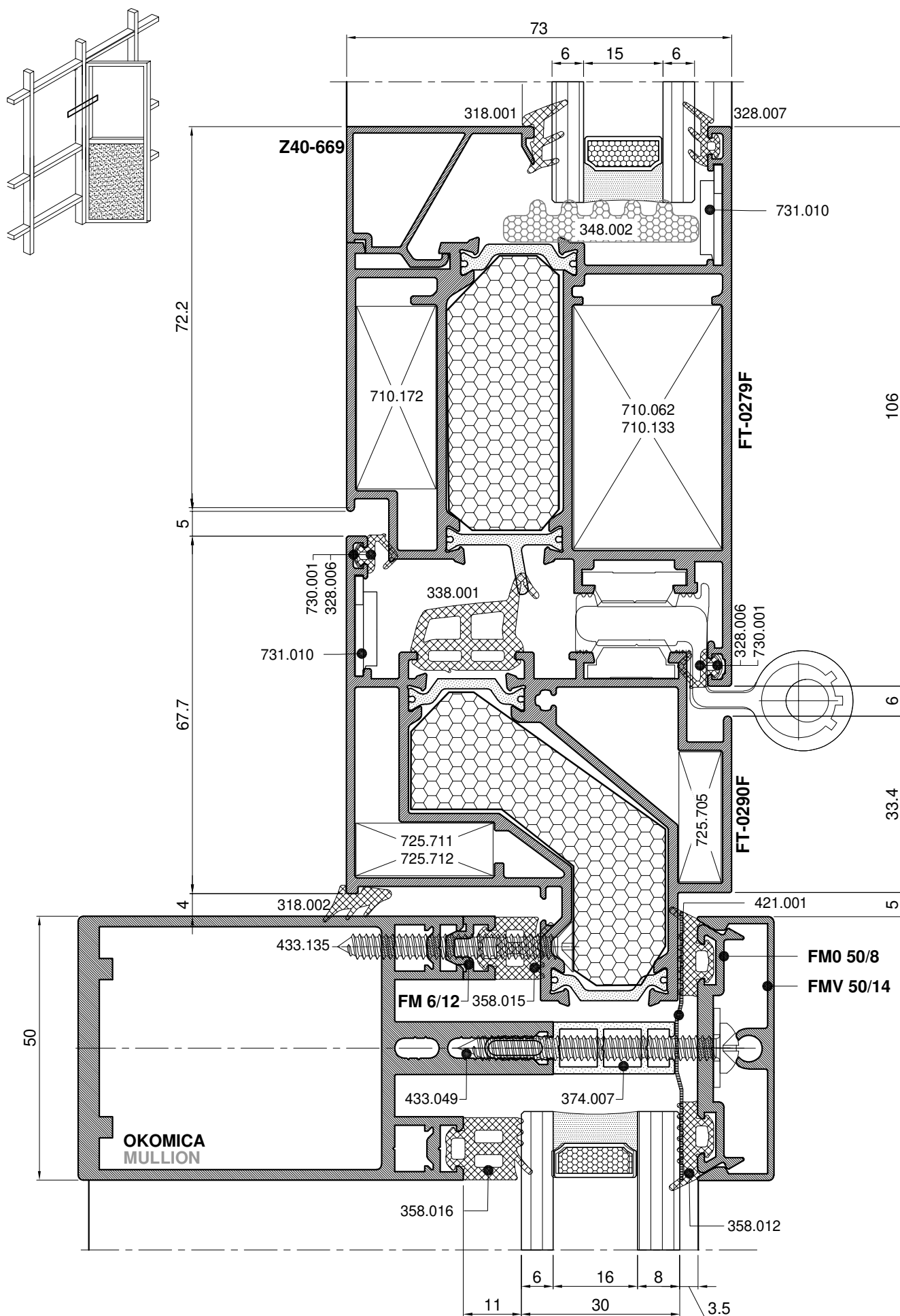
Connections of facade **50 FK** with systems:

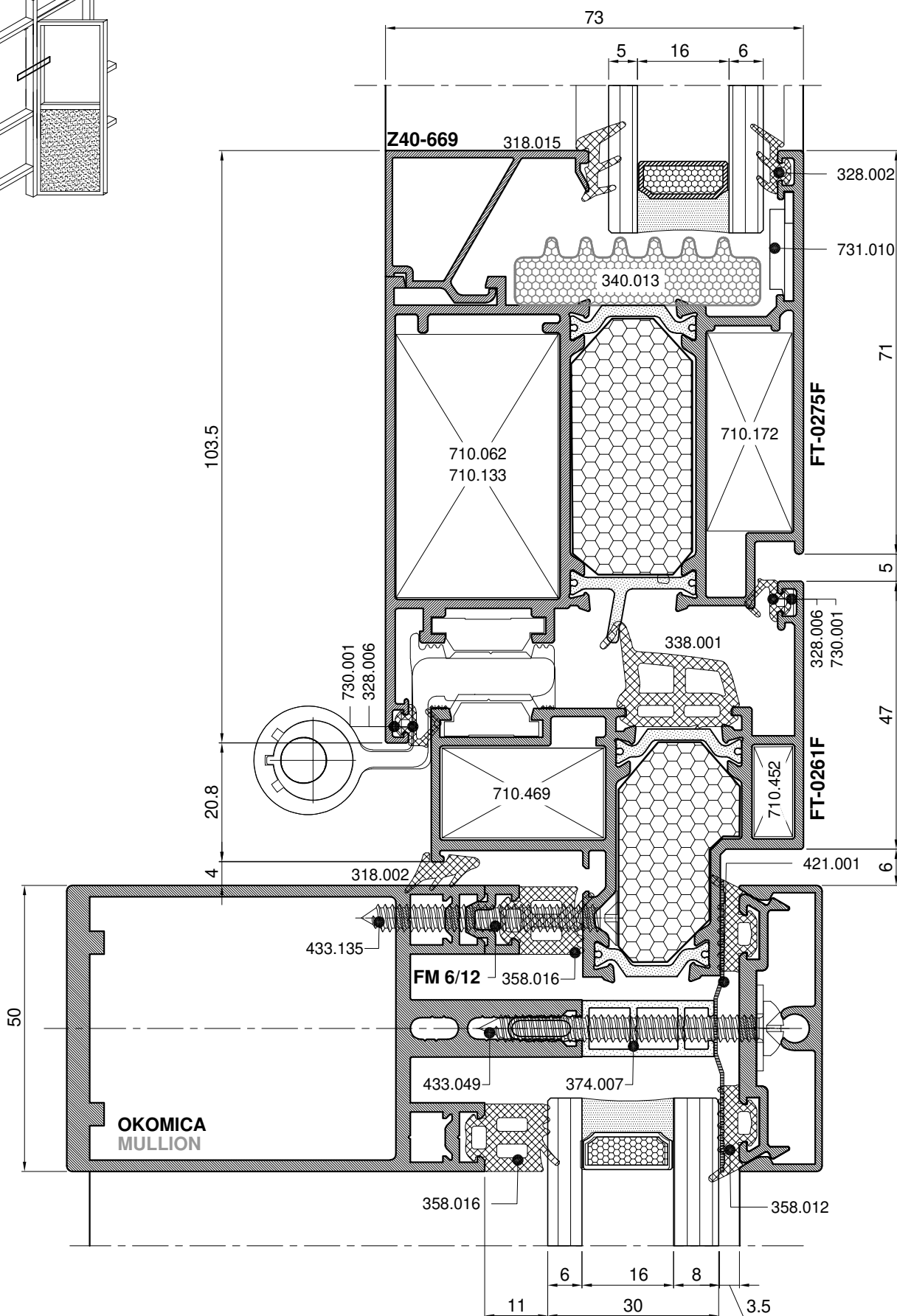
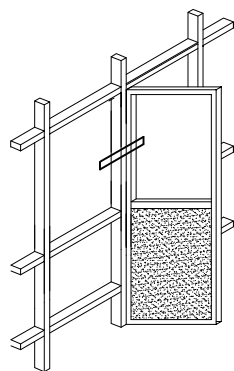
- Termo 65
- Termo 65 plus
- Termo 85
- Termo 85 SK
- Termo 85 PA
- Termo 65 VS
- Termo 85 VS
- Termo 120
- Termo 150
- Termo 150+
- Inowa
- French balcony (with Termo 85)
- Fixed sun breakers



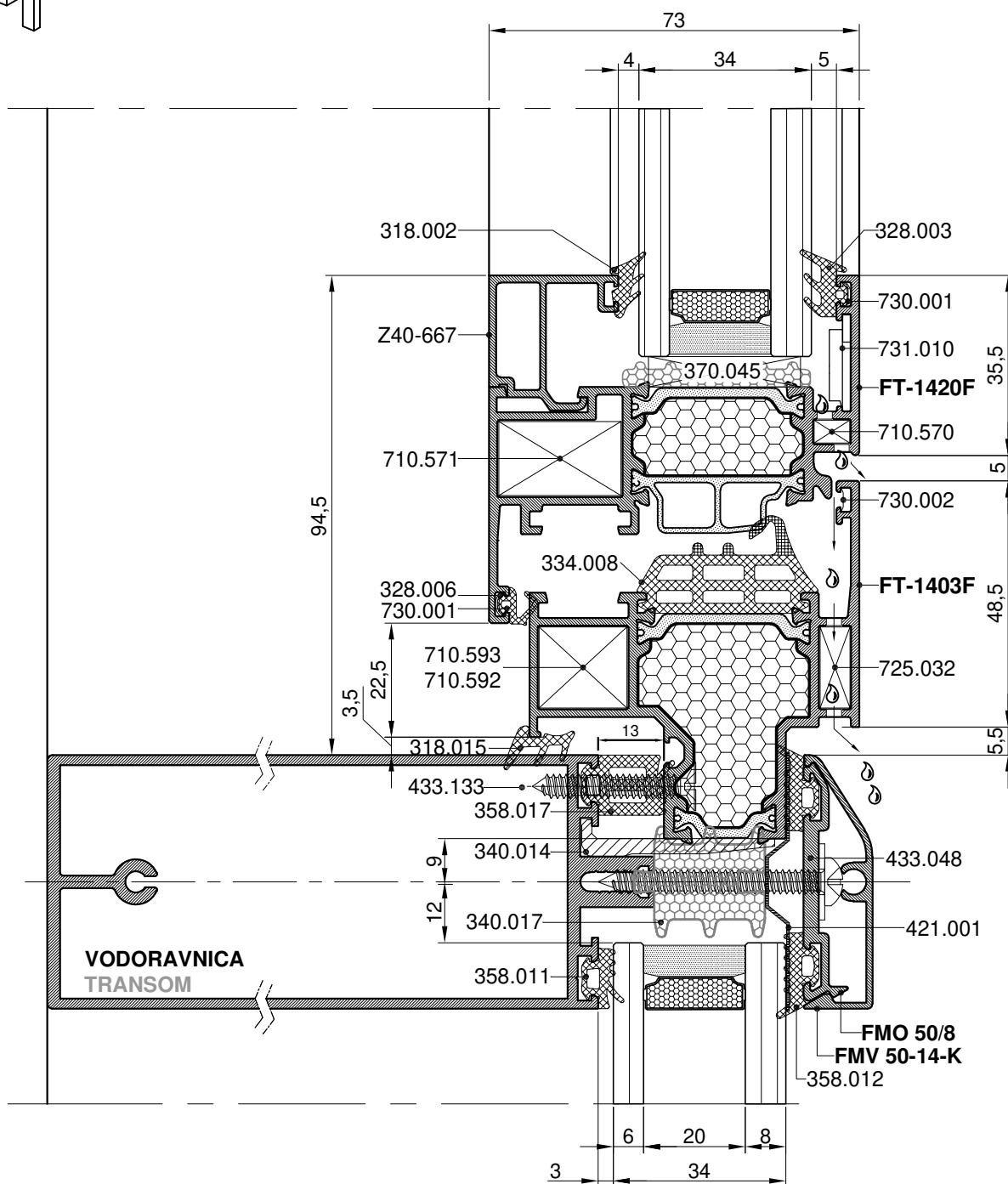
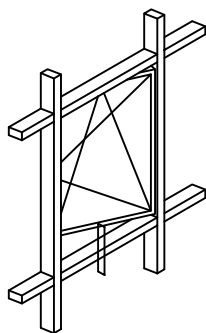




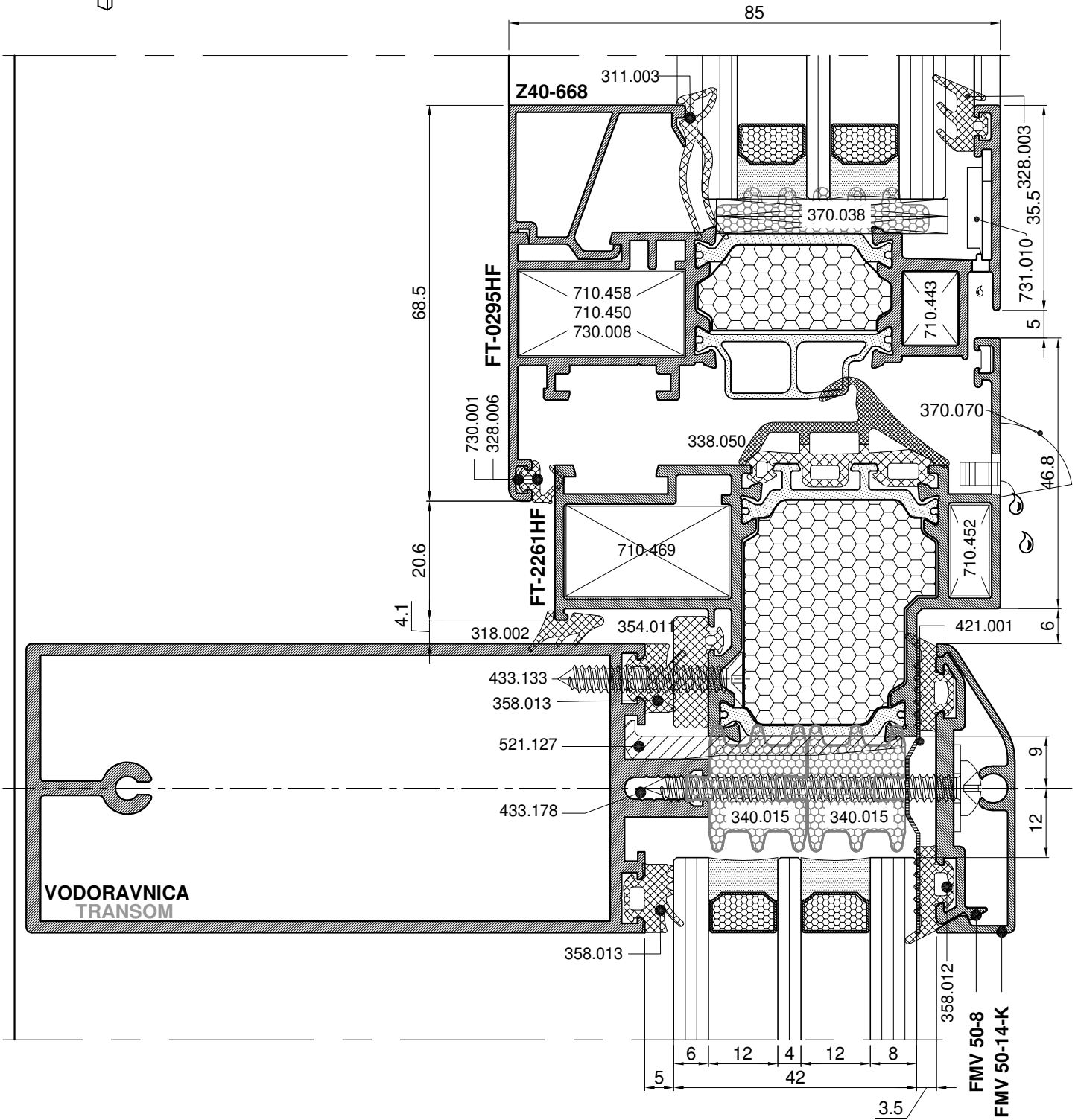
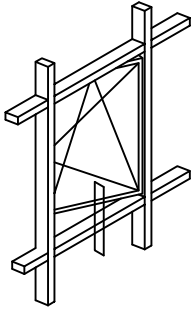


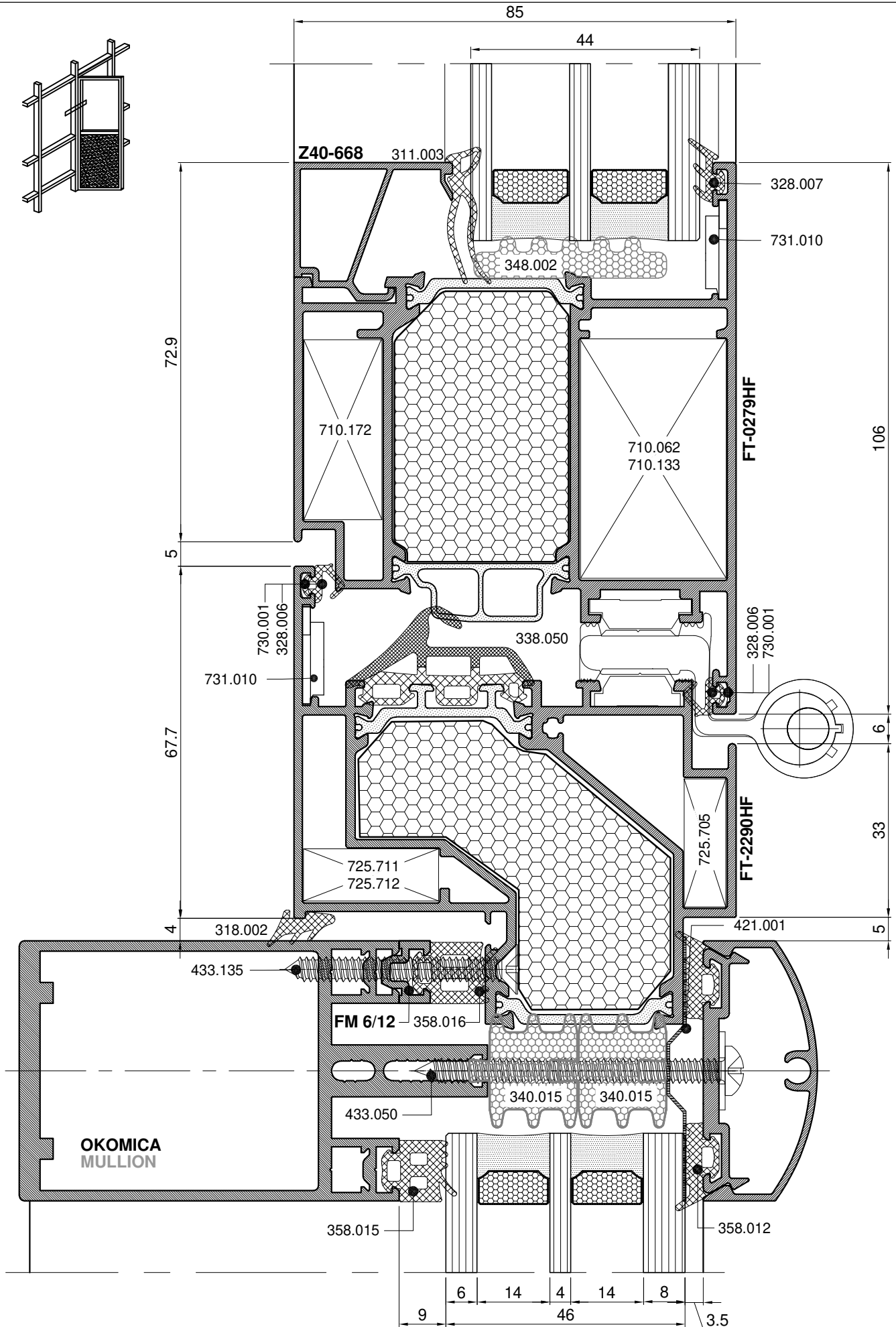


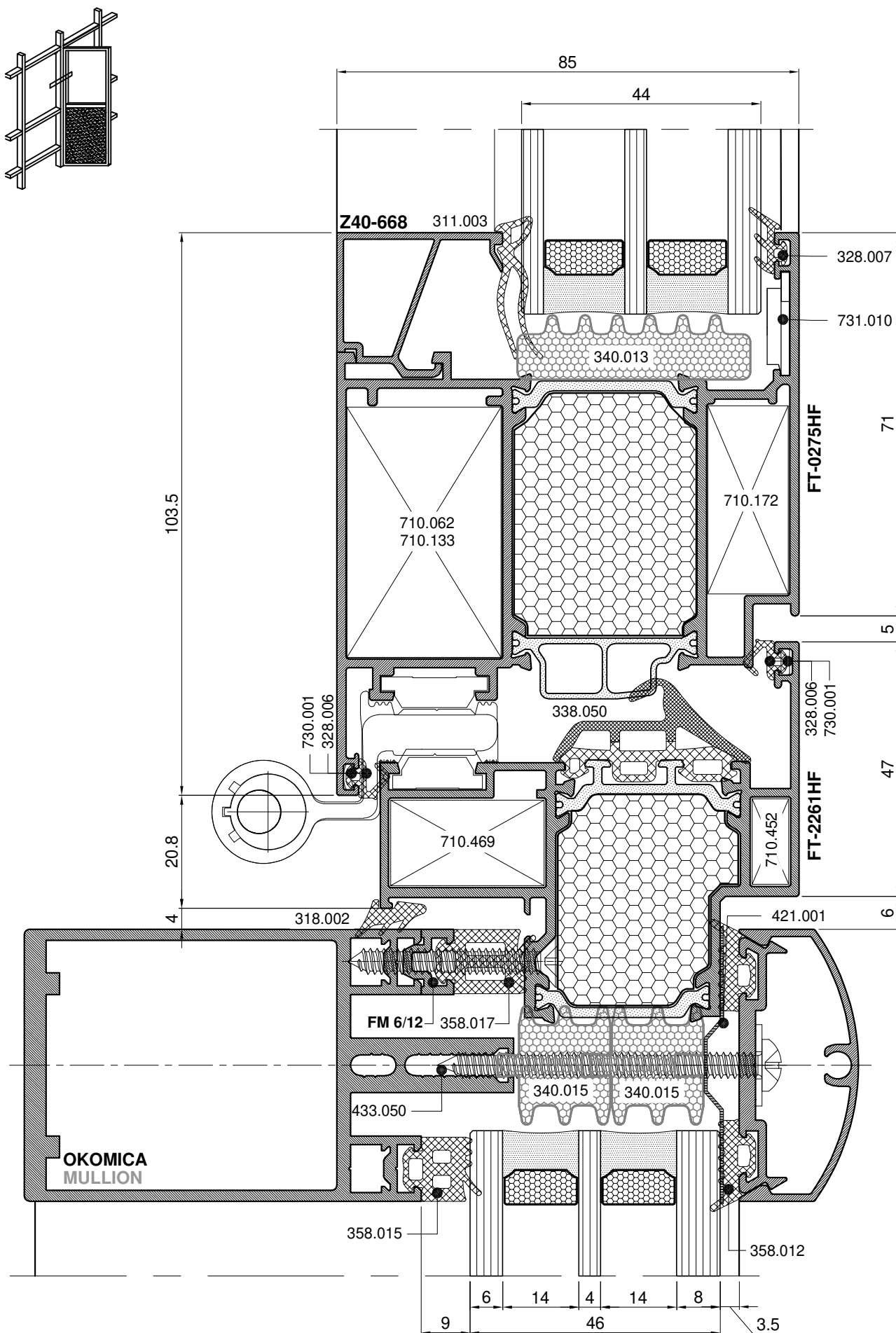


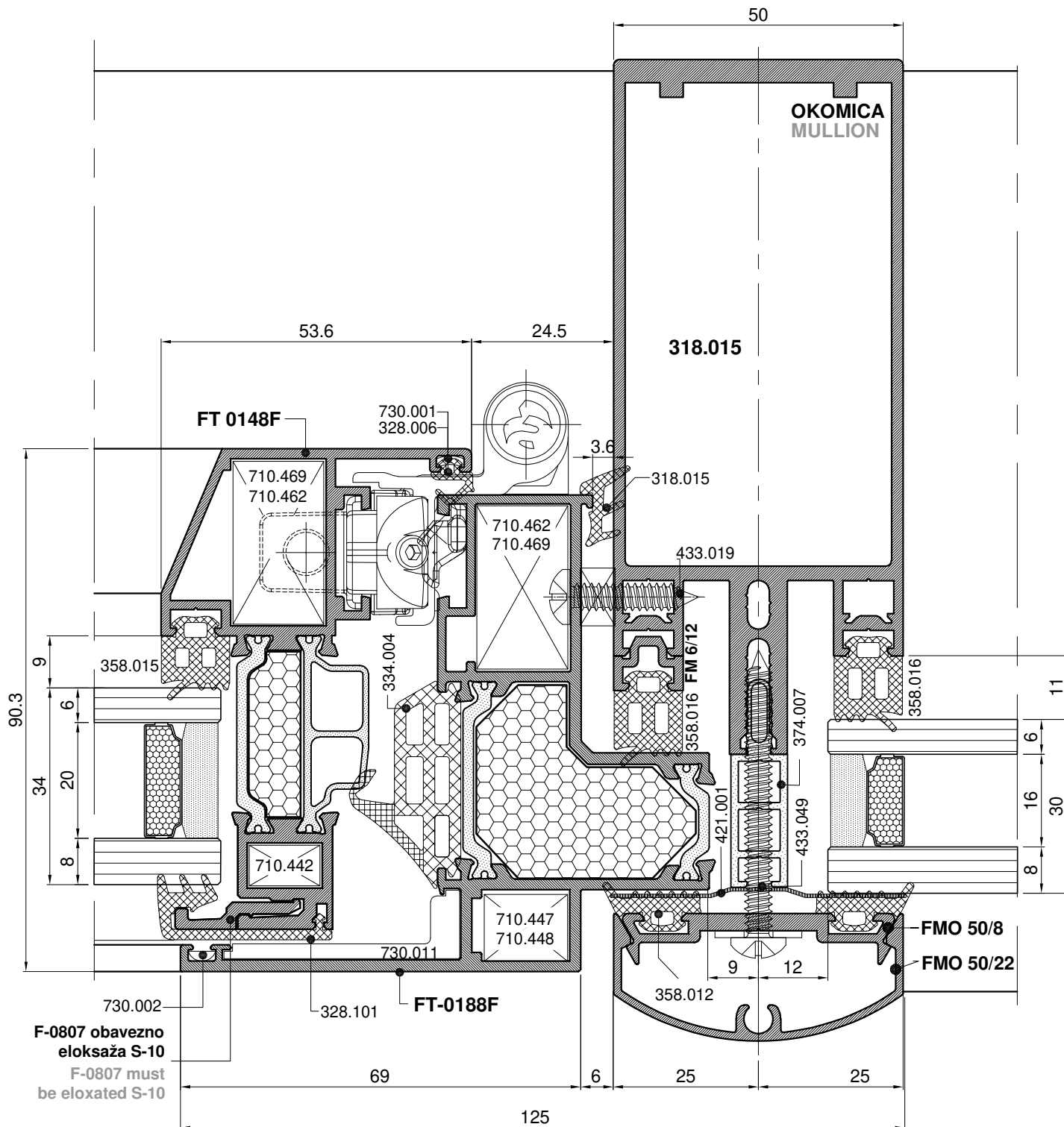
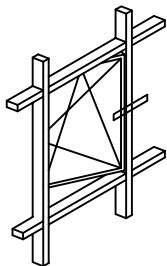


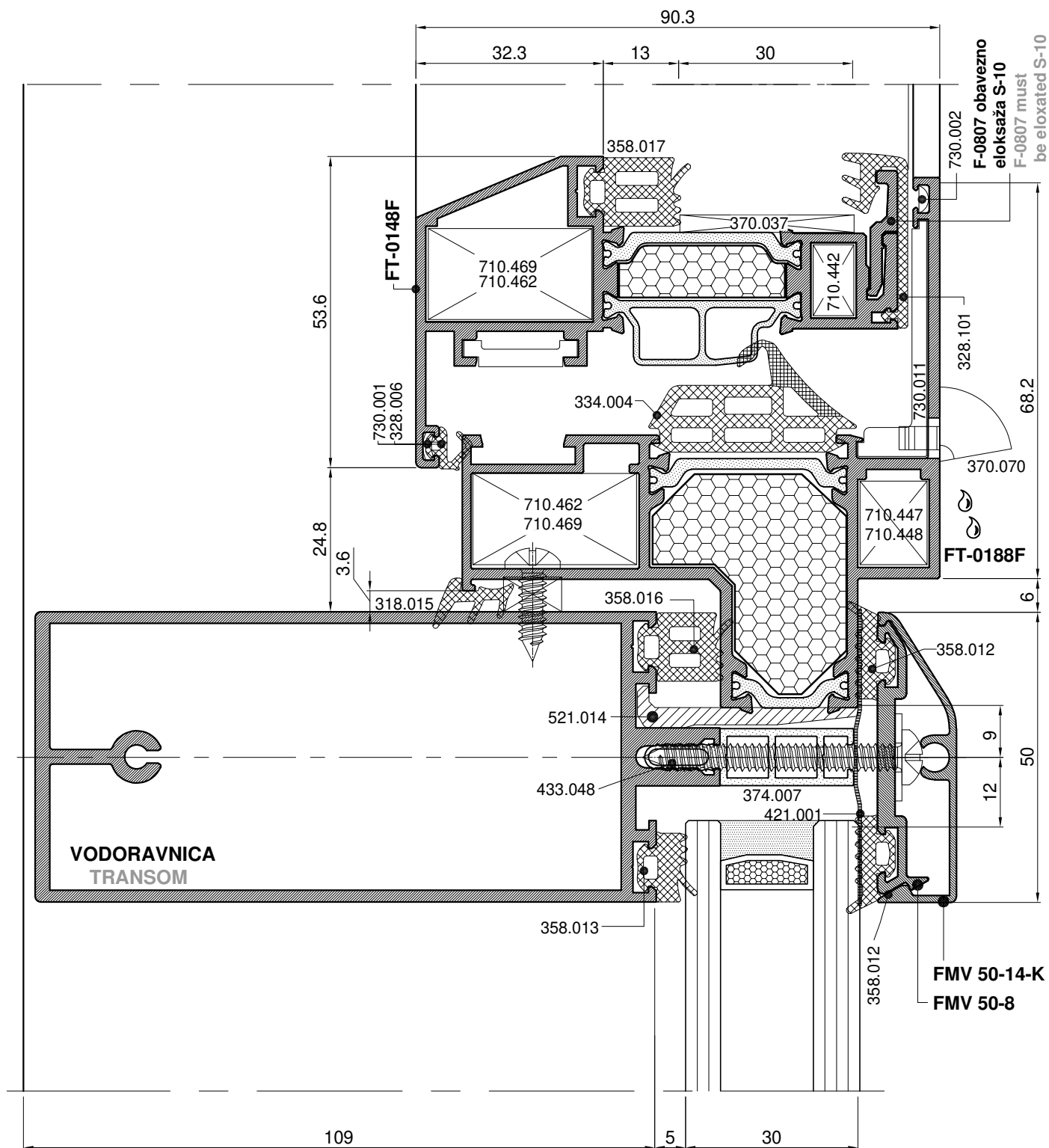
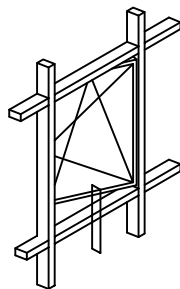


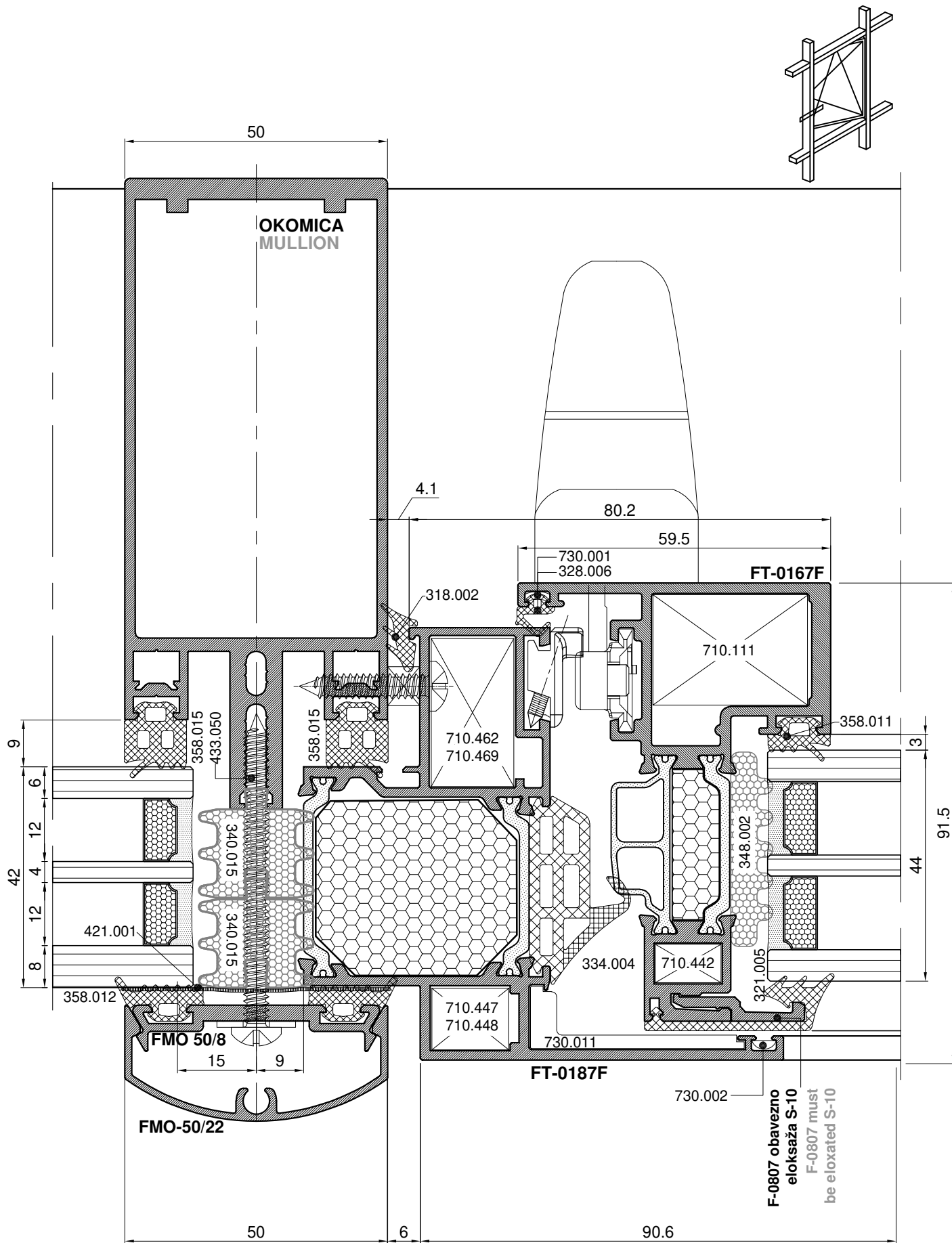


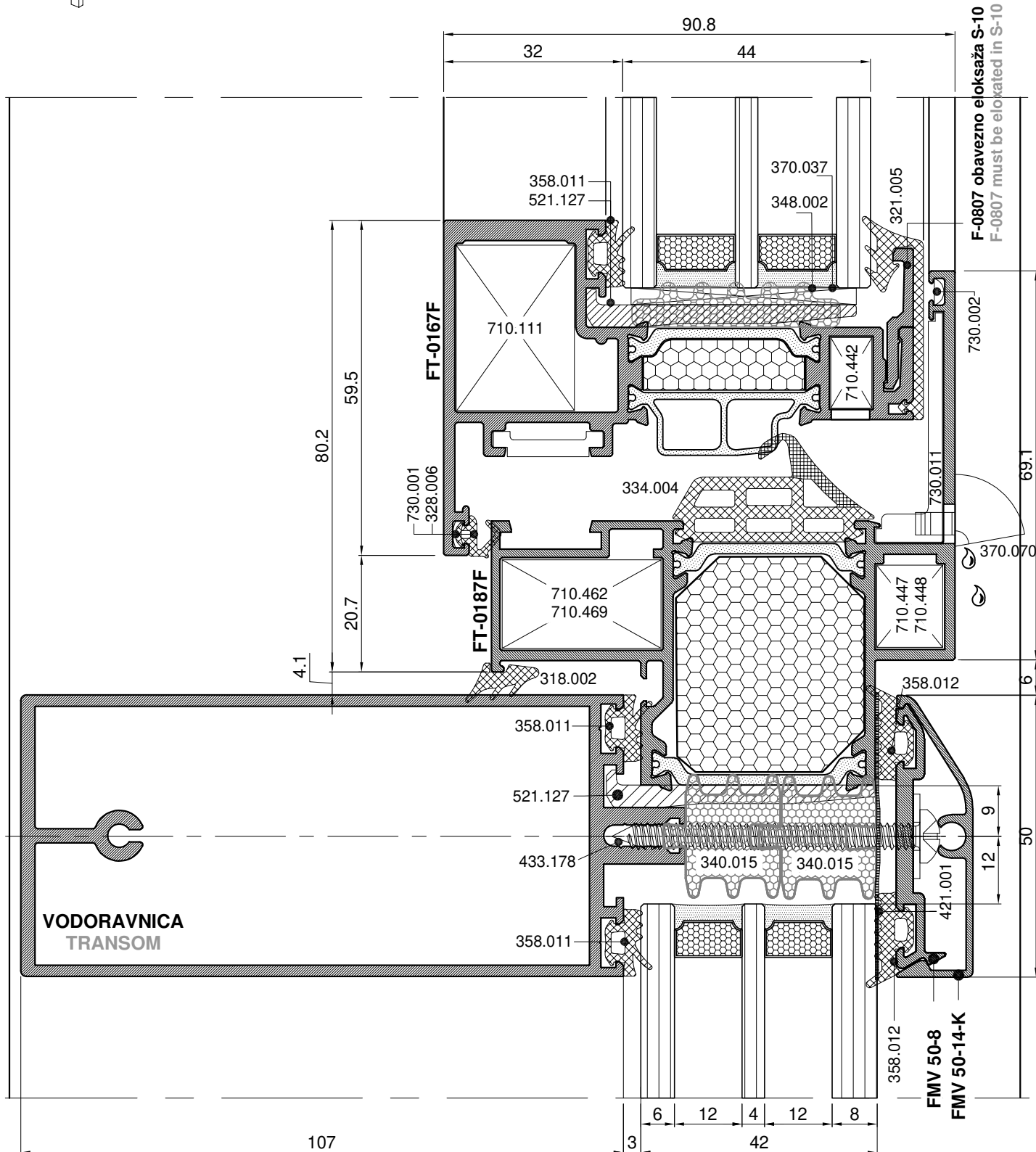
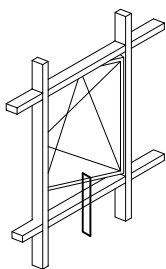


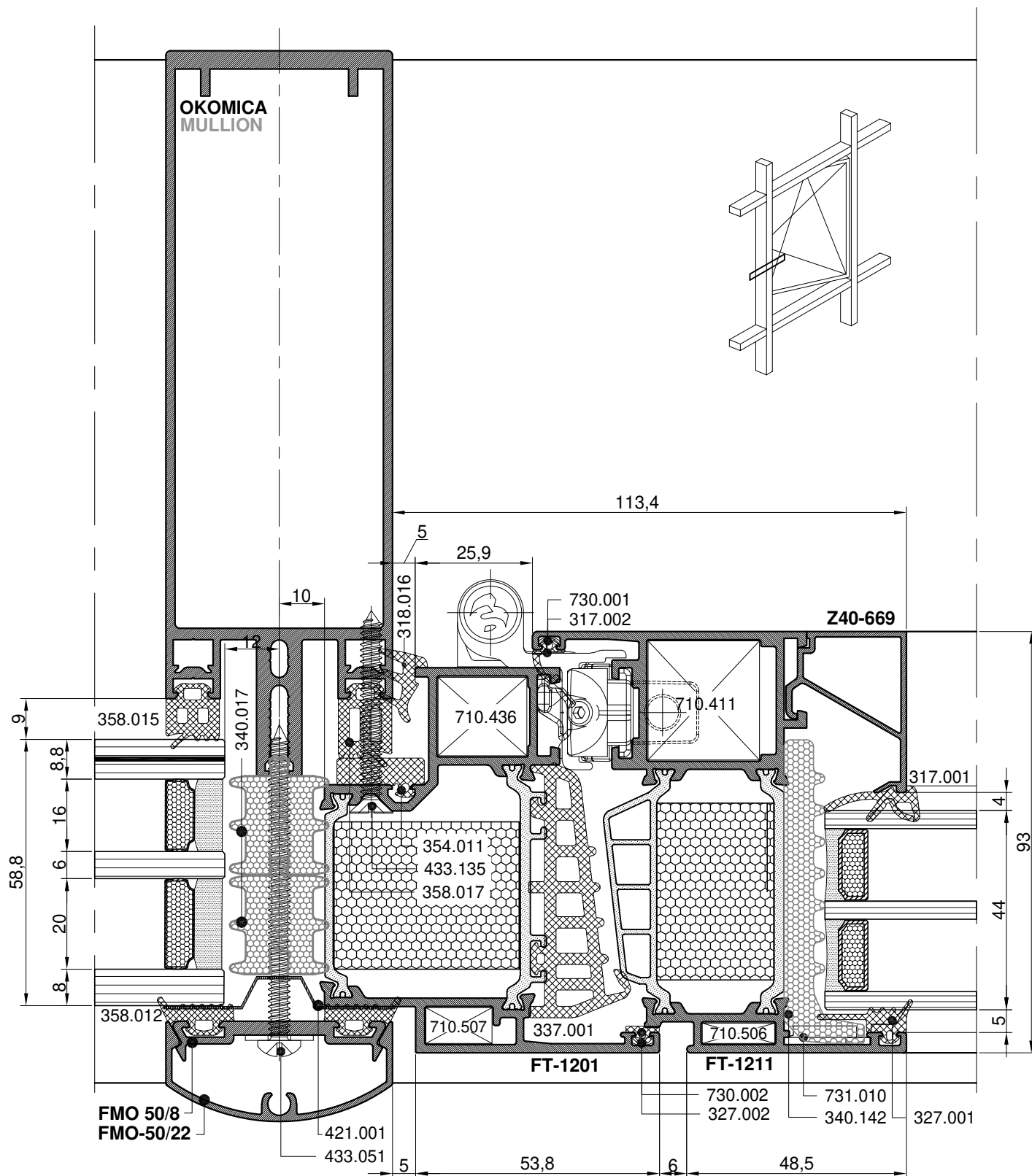


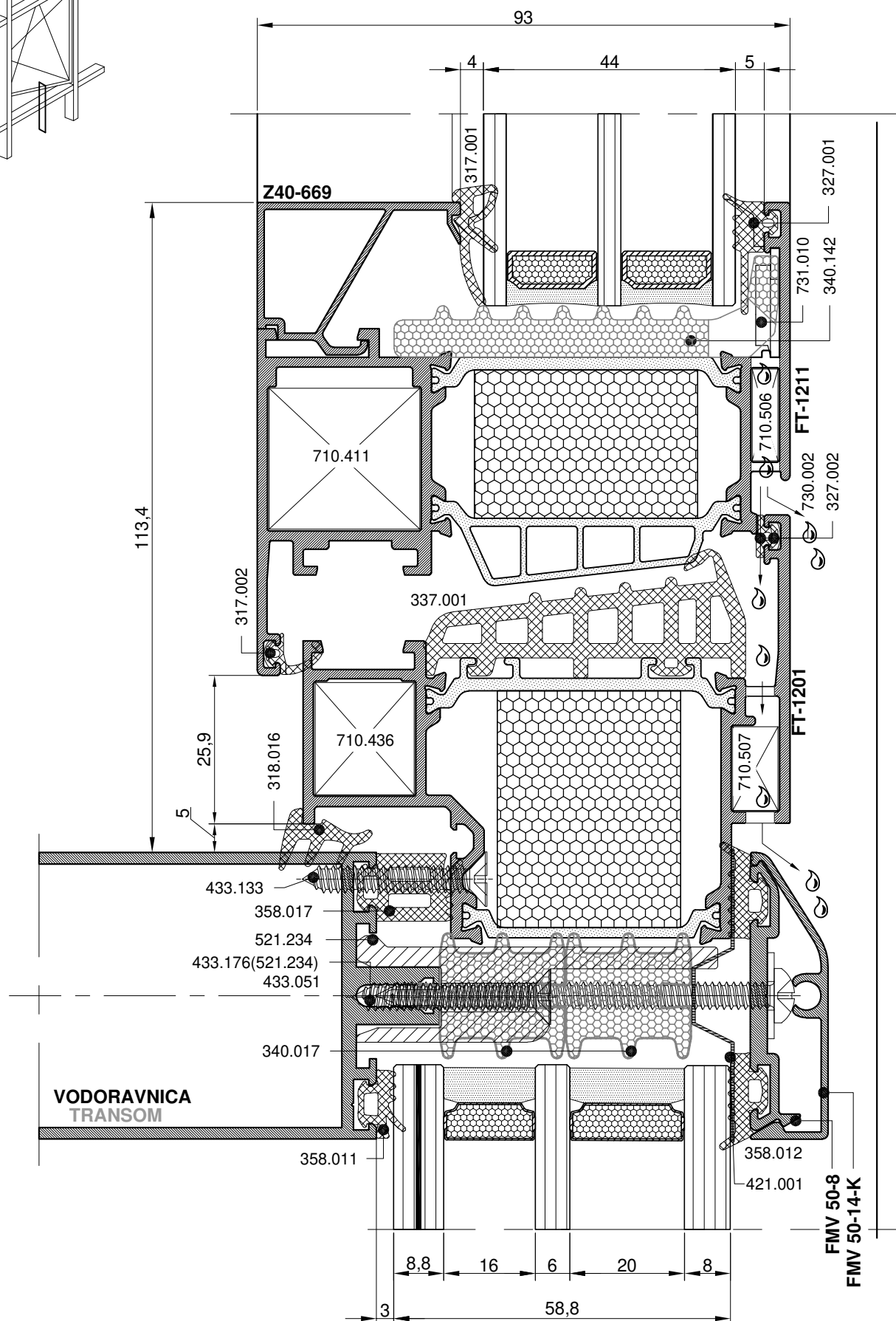
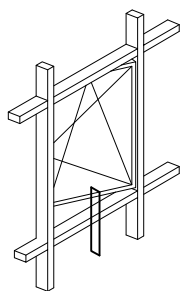


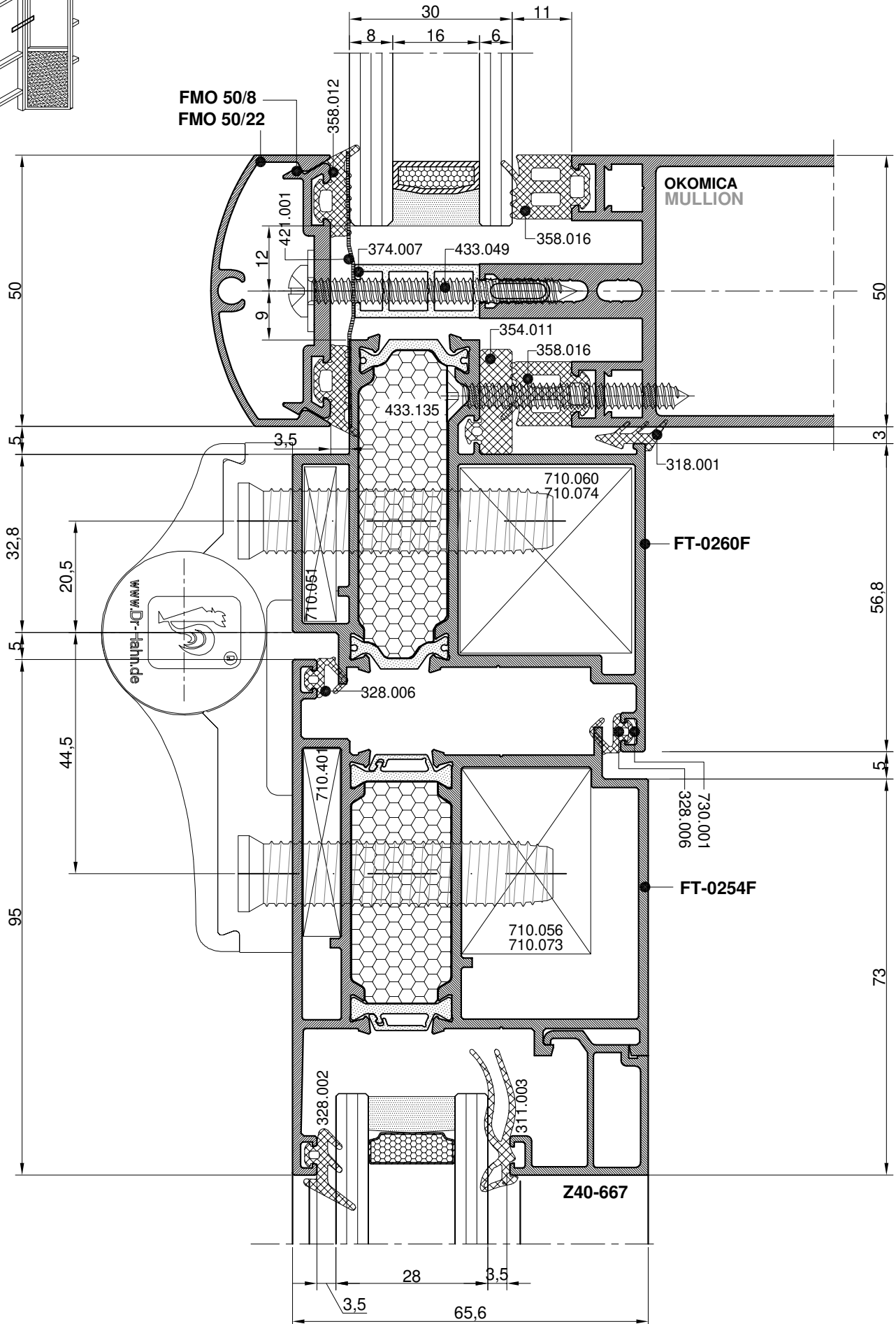
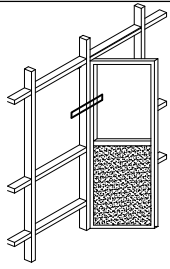




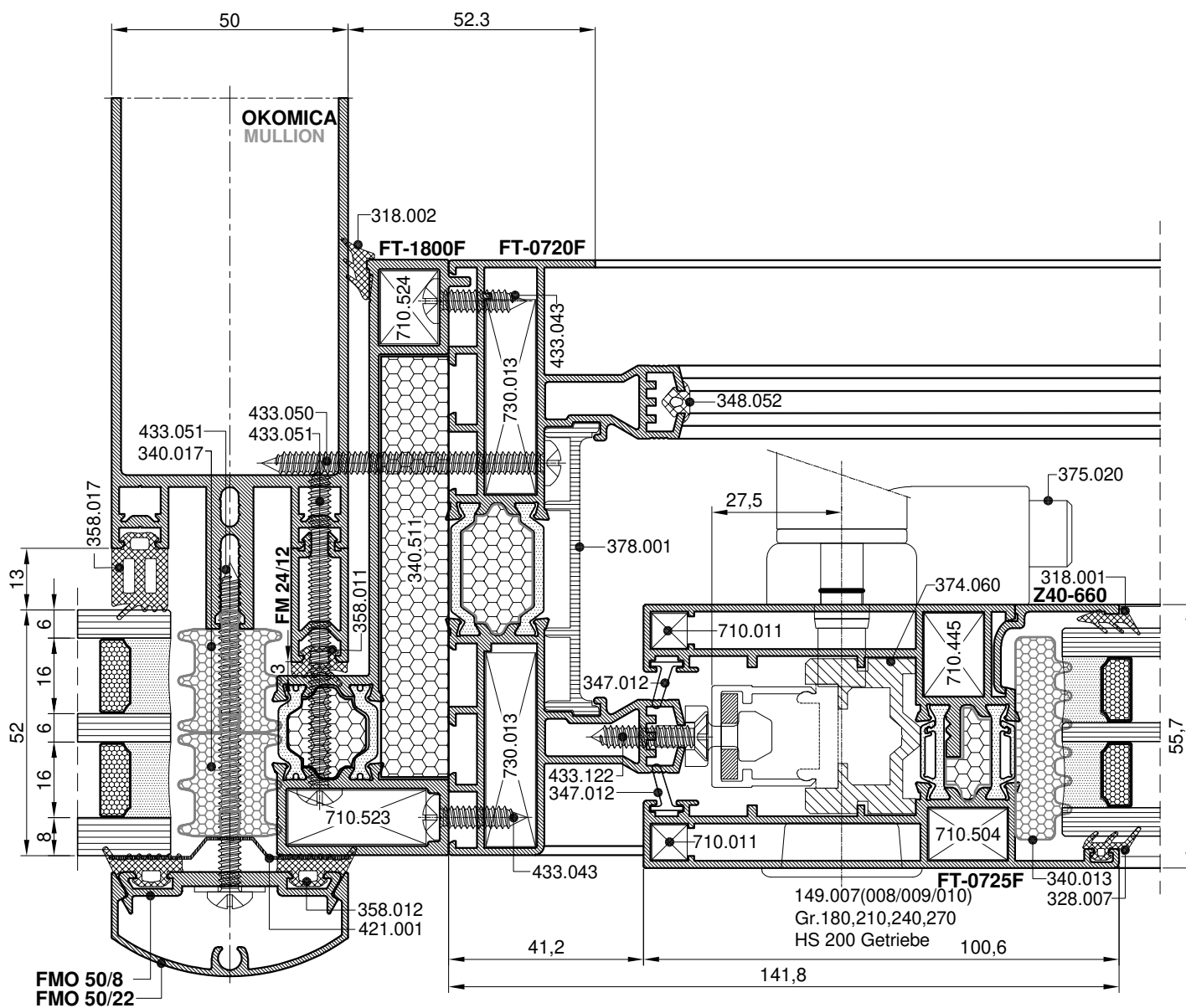
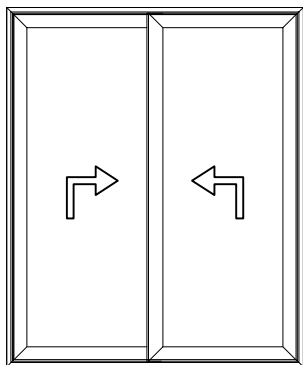


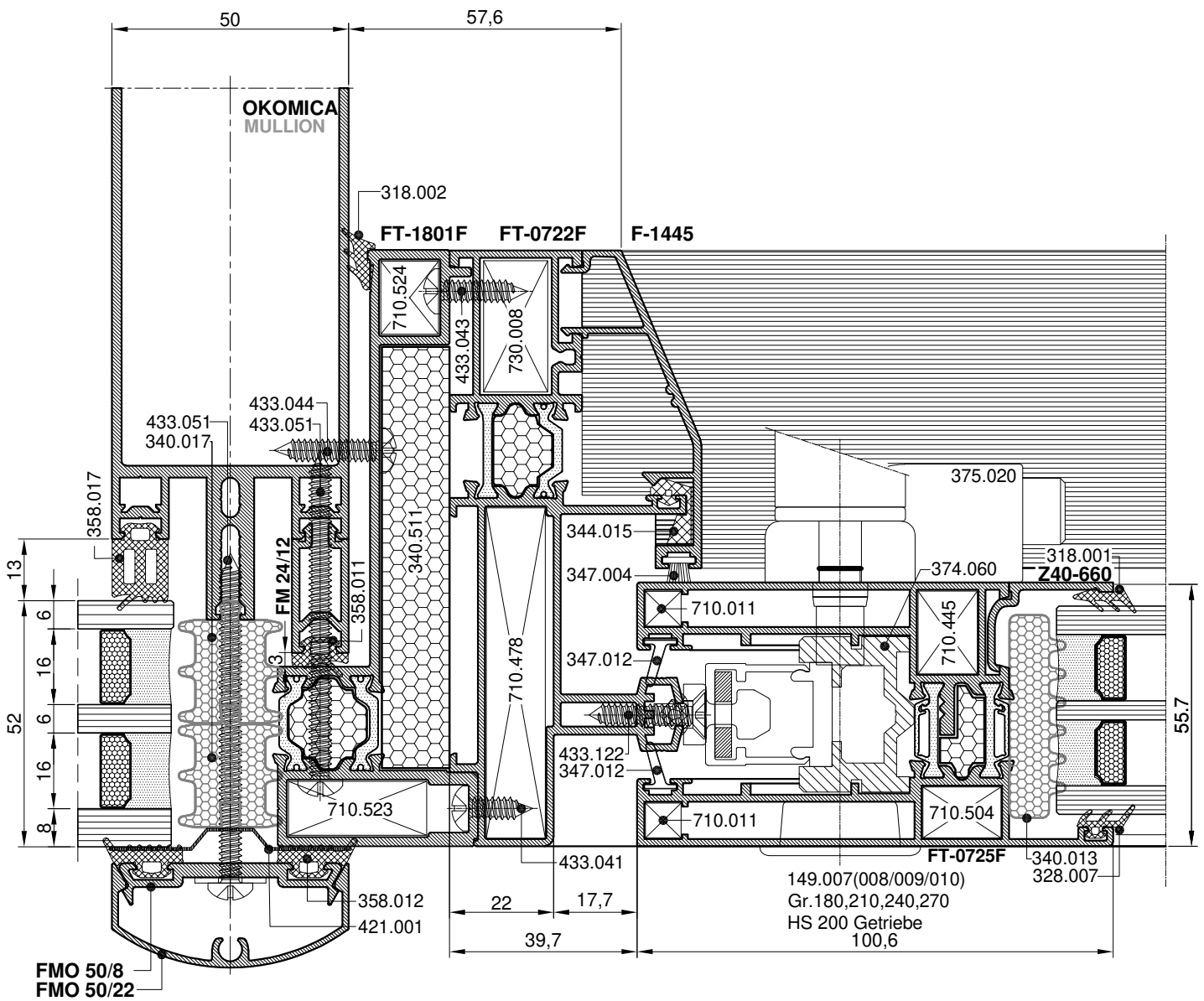
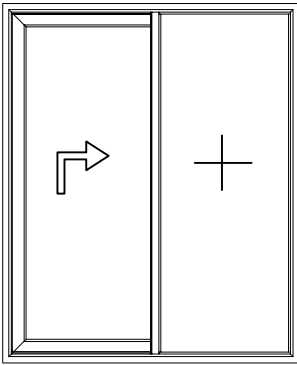


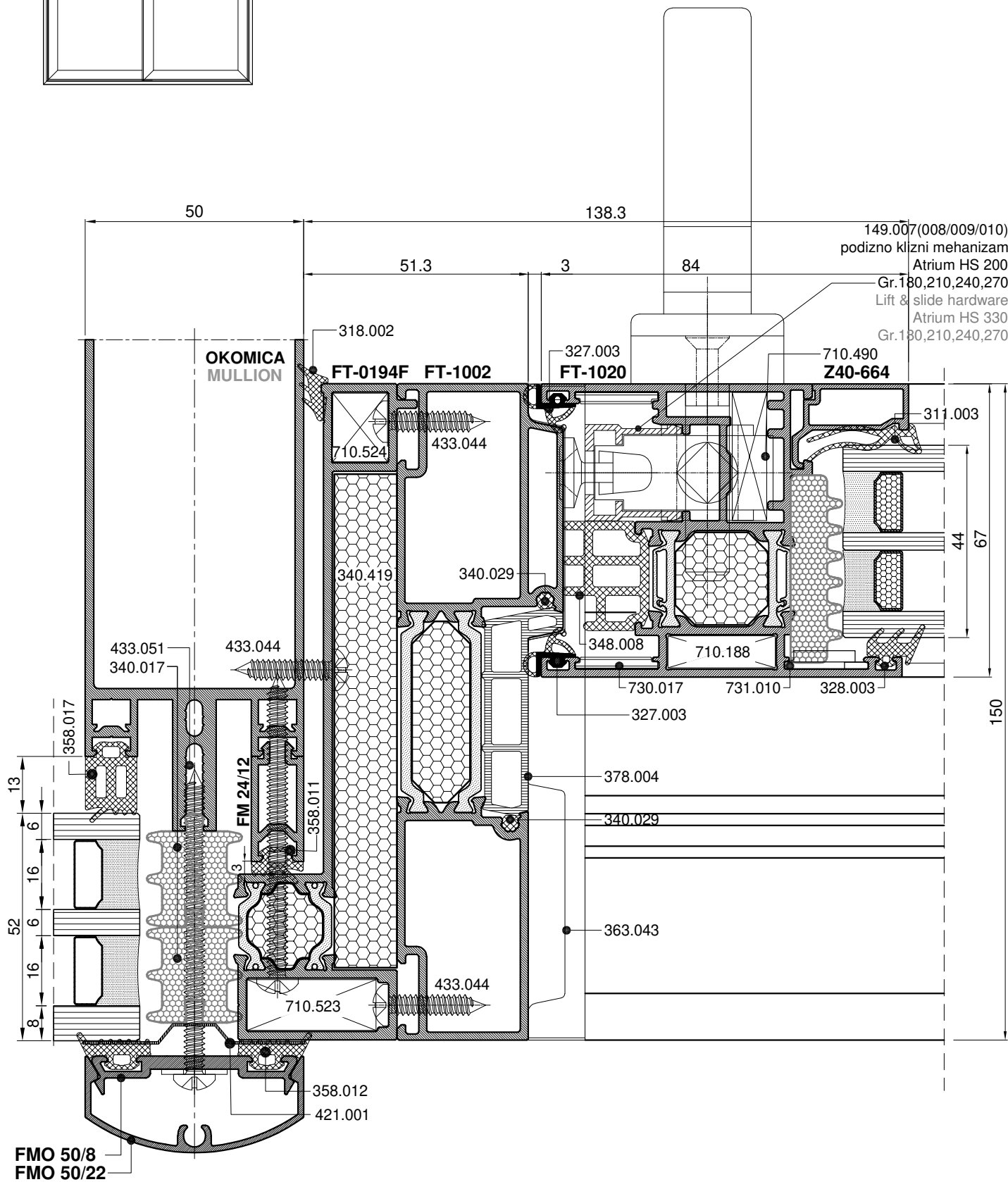
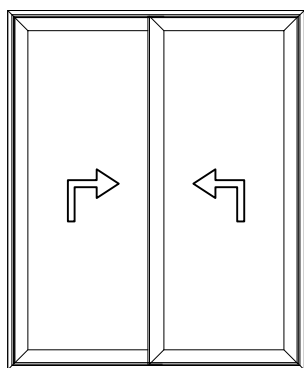


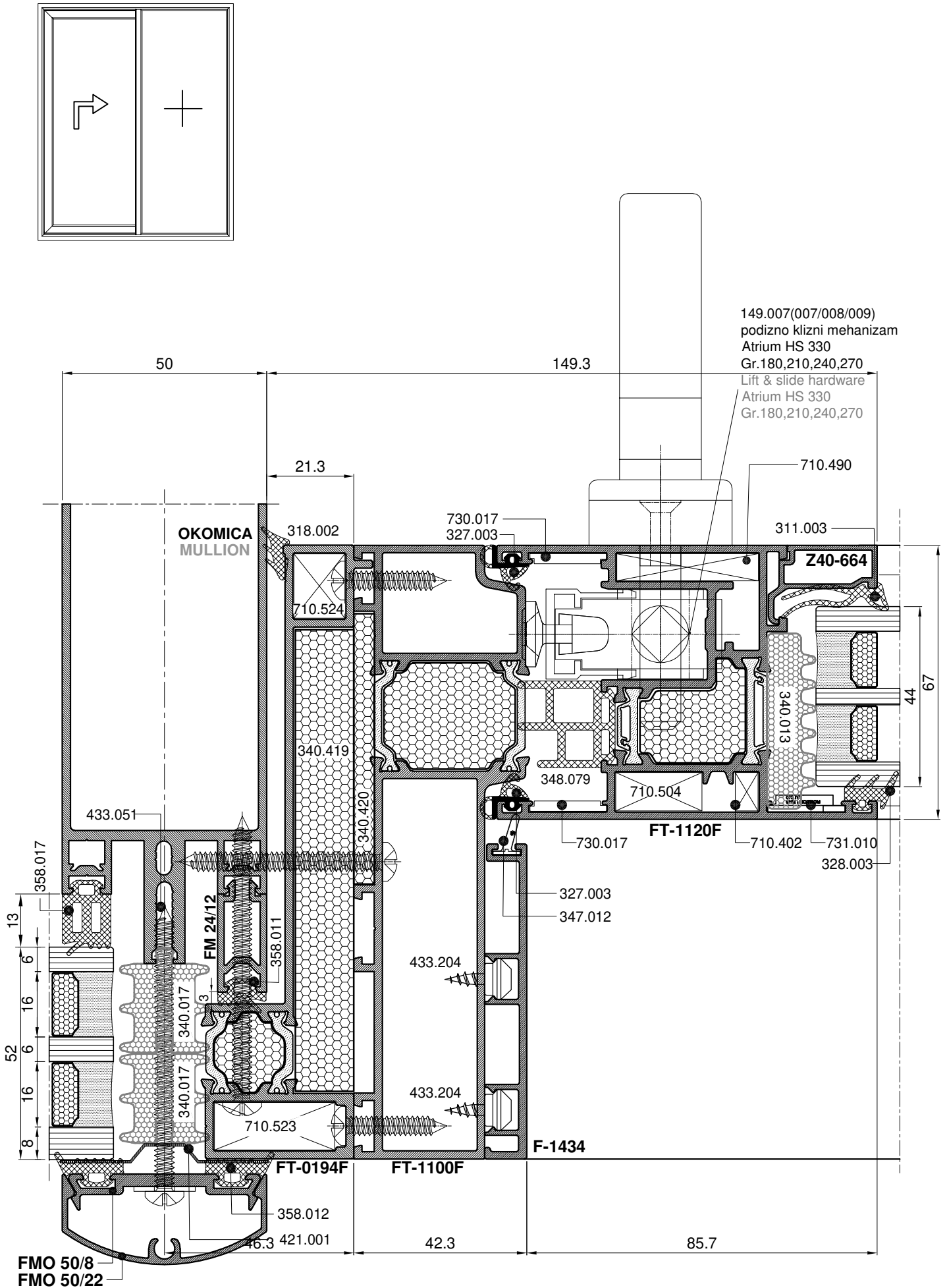


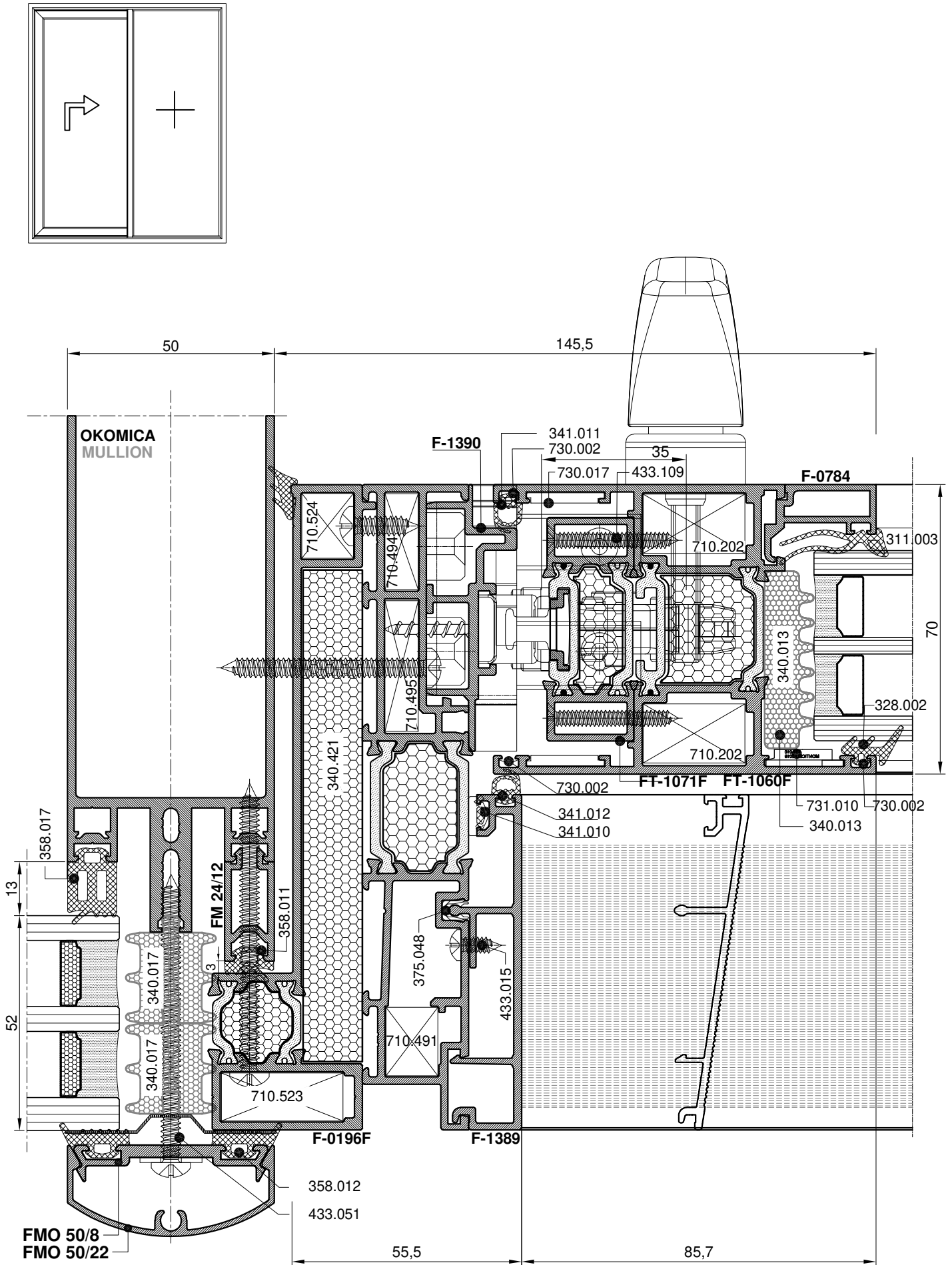




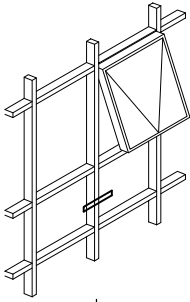




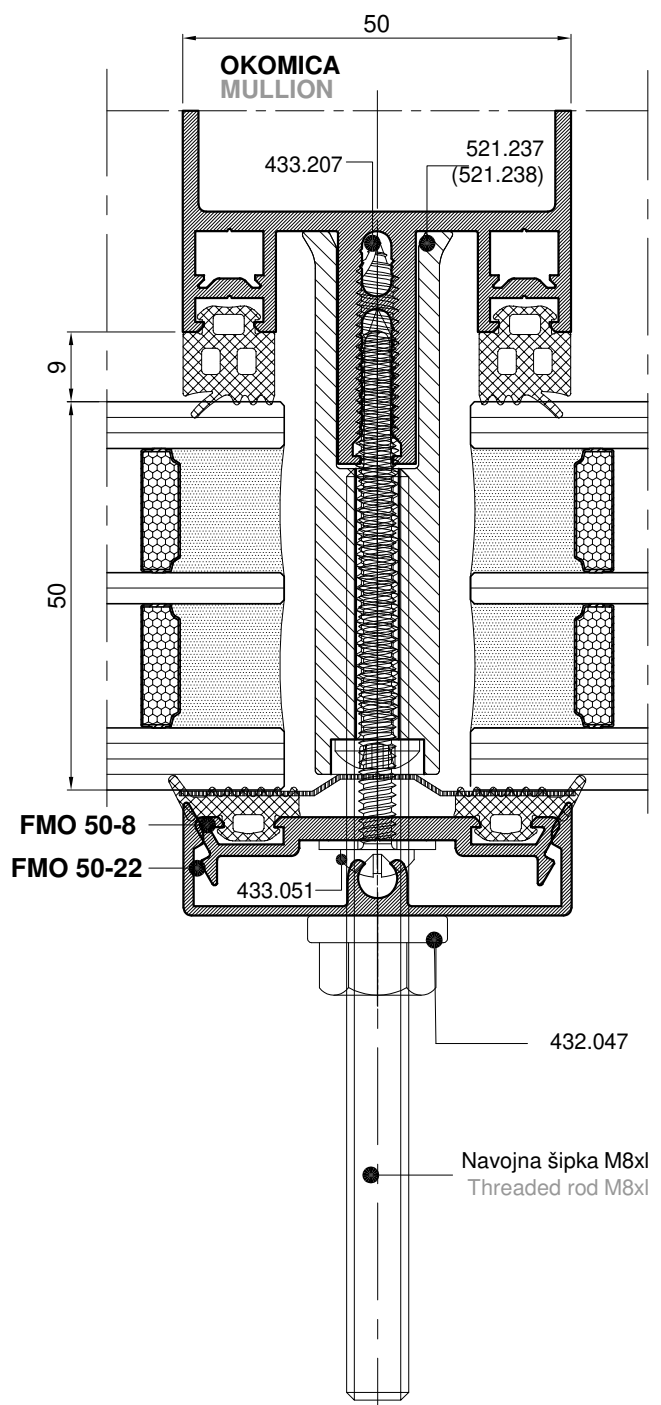
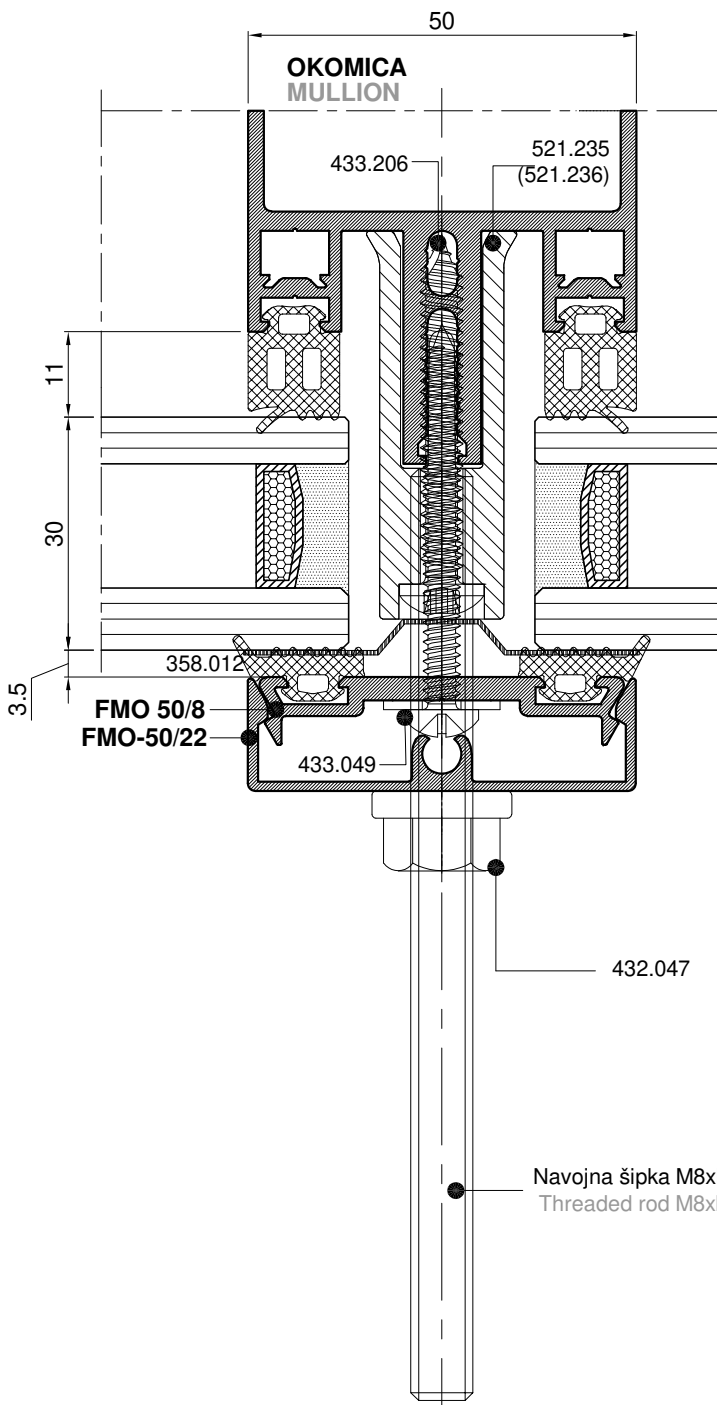
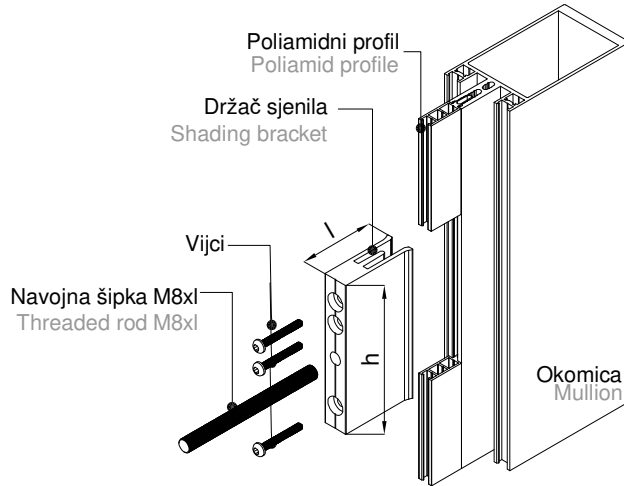


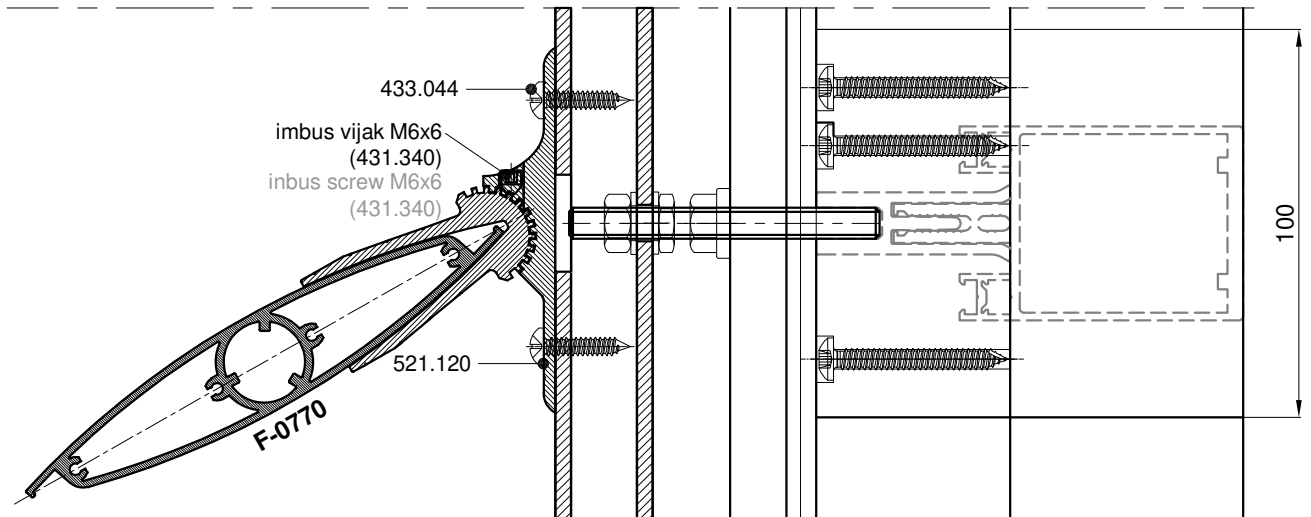
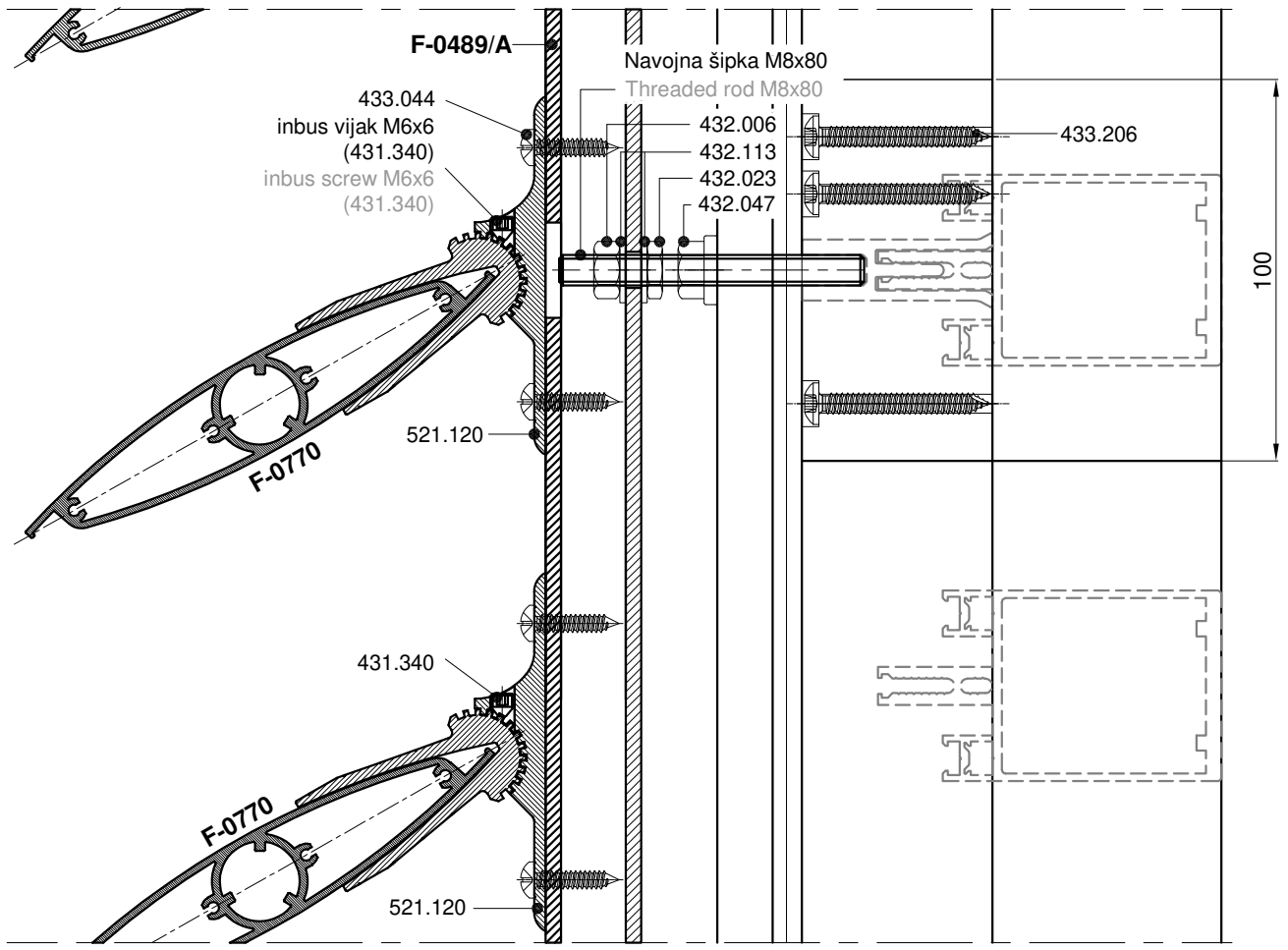
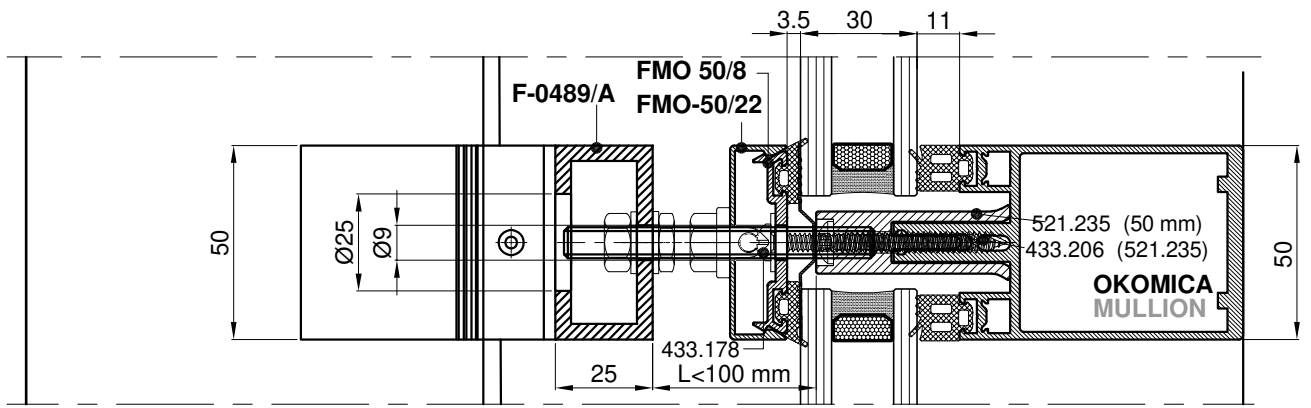






Držač sjenila Shading bracket	Vijci Screw	Dimenzije l x h Dimensions l x h
521.235	433.206	50x100 mm
521.236	433.206	50x160 mm
521.237	433.207	70x100 mm
521.238	433.207	70x160 mm





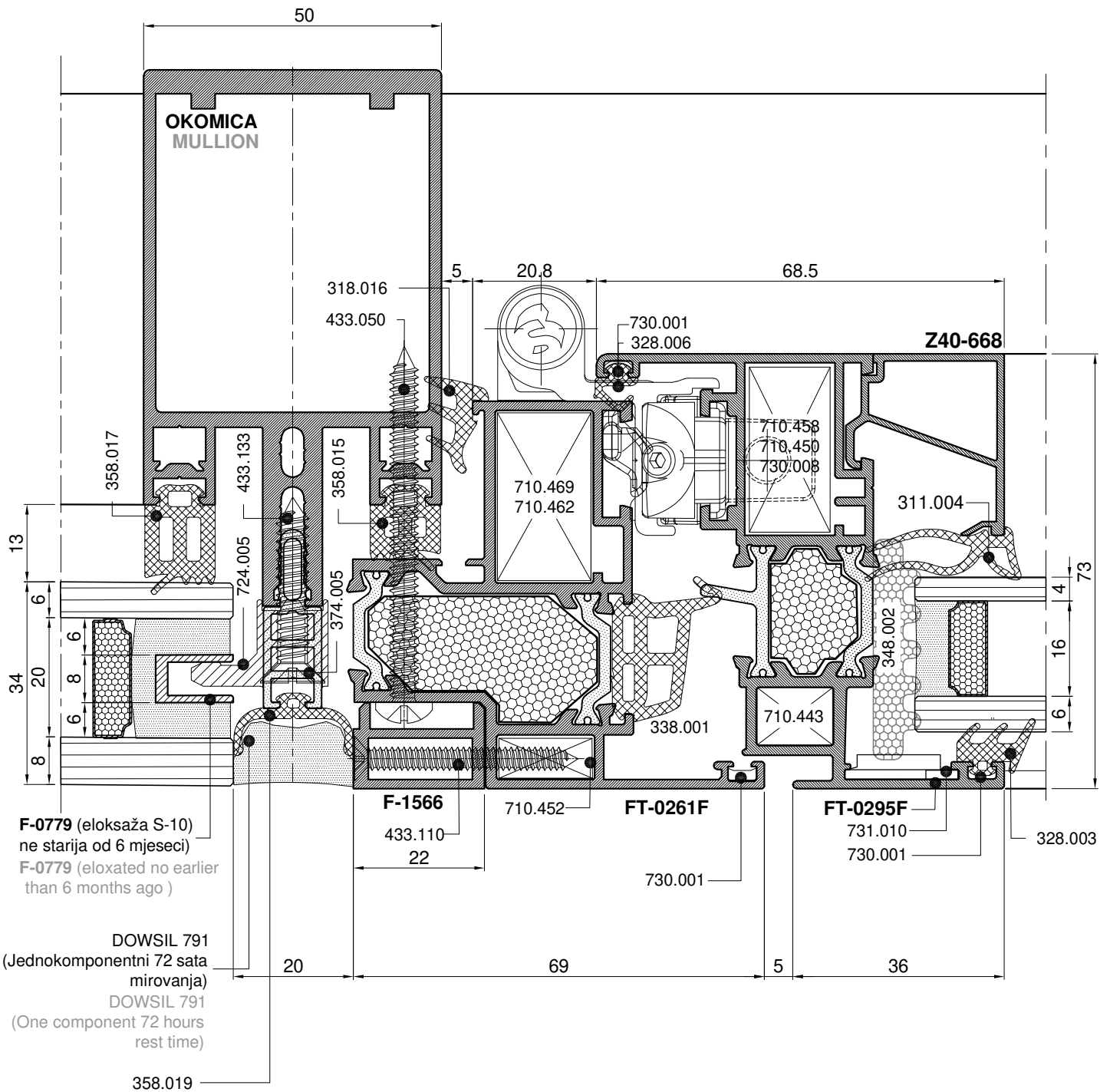
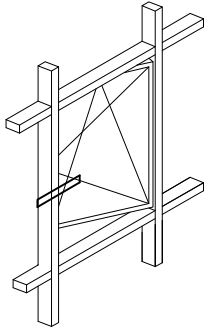
**Spojevi fasade 50 FS sa serijama:**

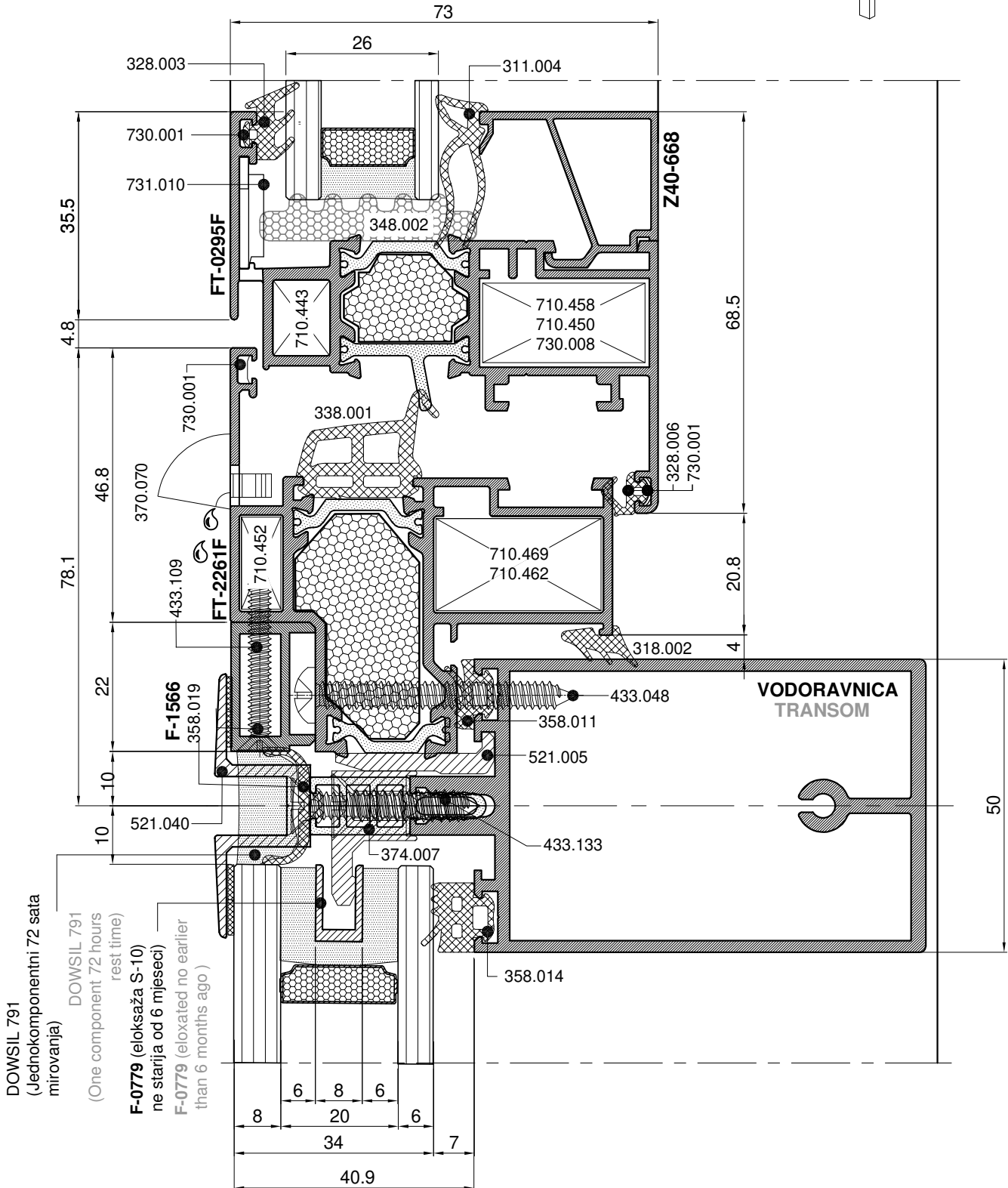
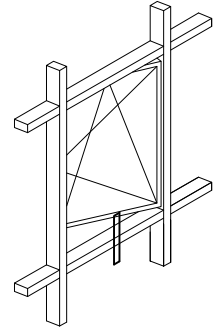
- Termo 65
- Termo 65 plus
- Termo 85
- Termo 85 SK
- Termo 85 PA
- Termo 65 VS
- Termo 85 VS
- Termo 120
- Termo 150
- Termo 150+
- Inowa
- Francuski balkon (sa Termo 85)

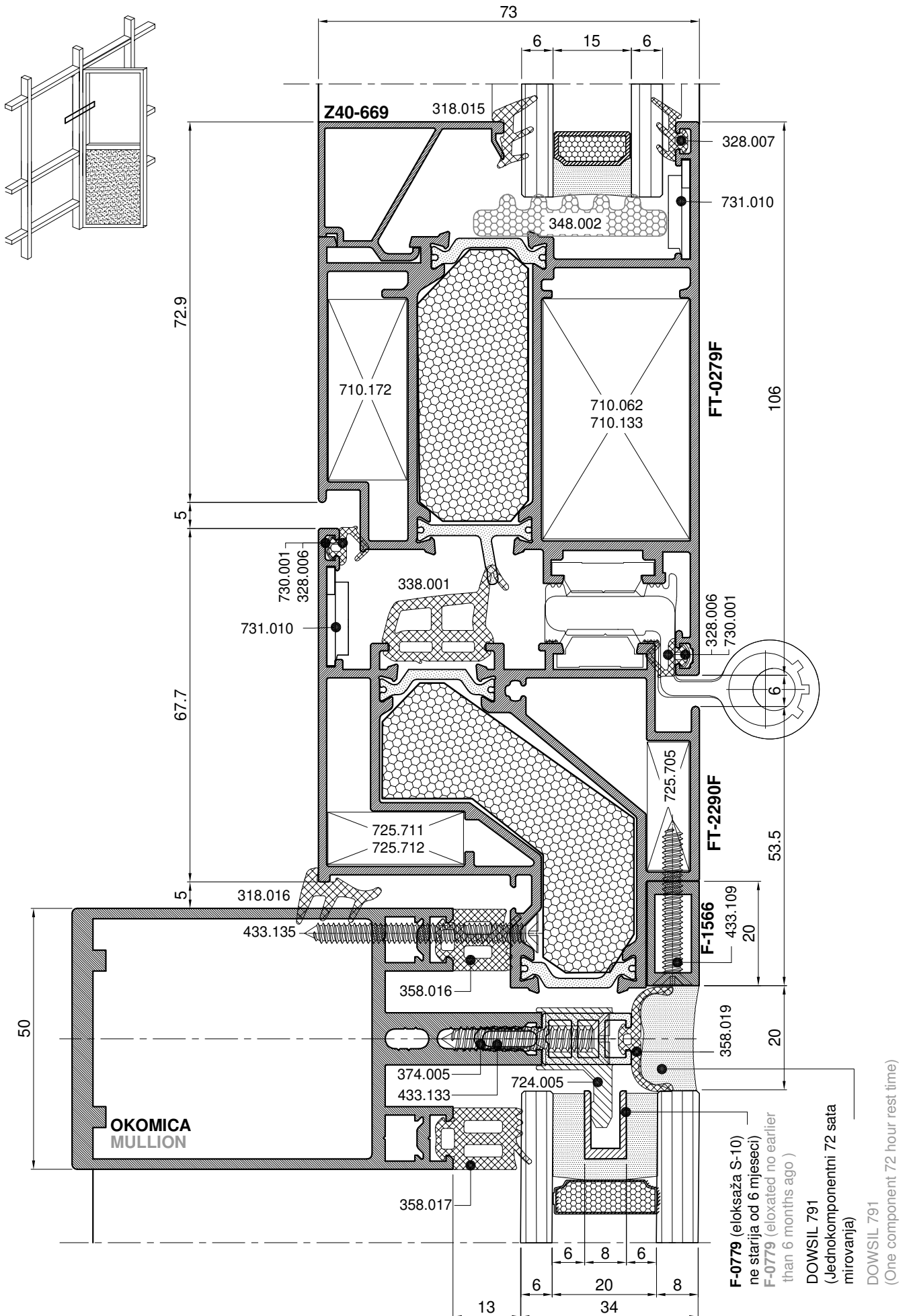
**Connections of facade 50 FS with systems:**

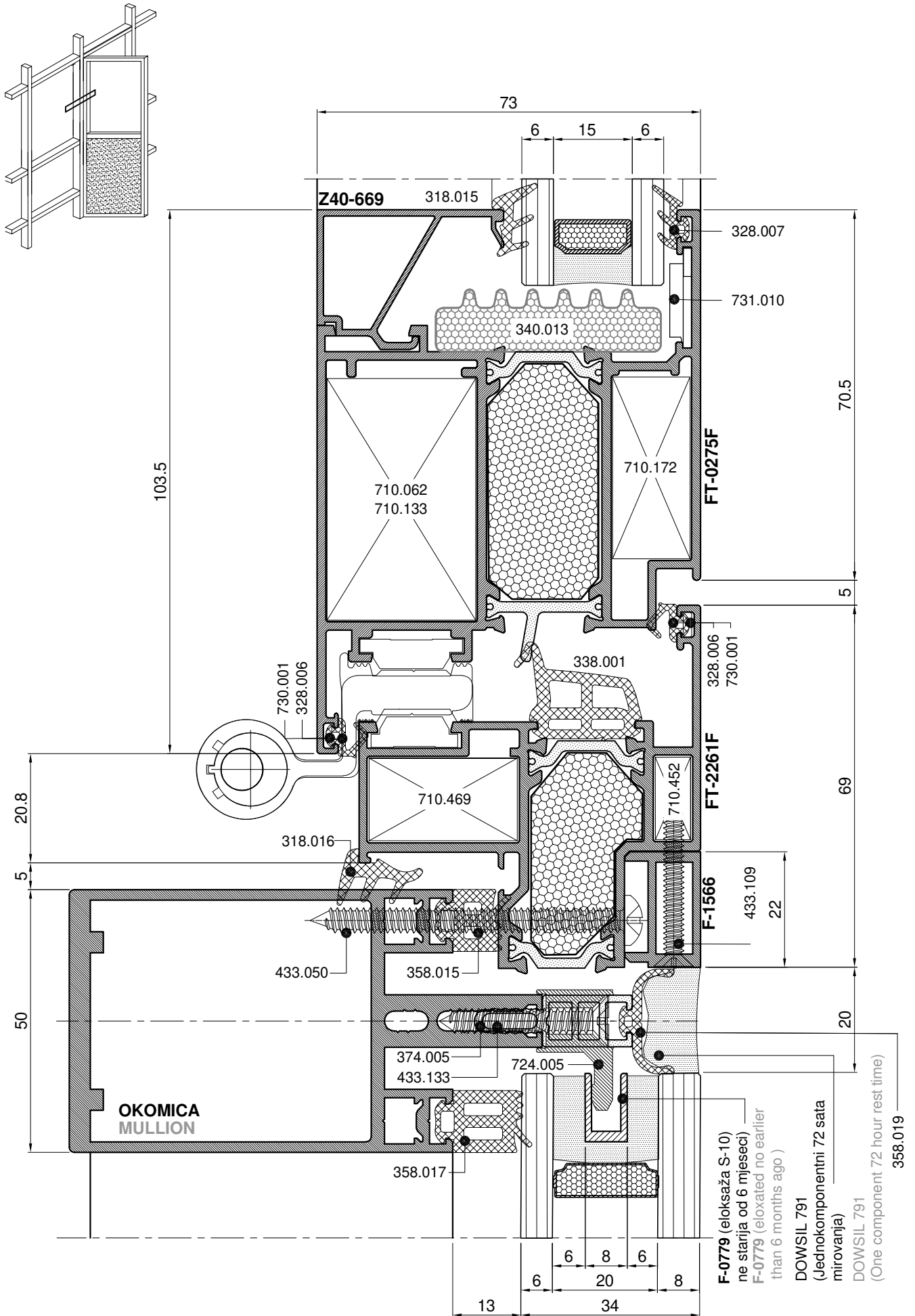
- Termo 65
- Termo 65 plus
- Termo 85
- Termo 85 SK
- Termo 85 PA
- Termo 65 VS
- Termo 85 VS
- Termo 120
- Termo 150
- Termo 150+
- Inowa
- French balcony (with Termo 85)

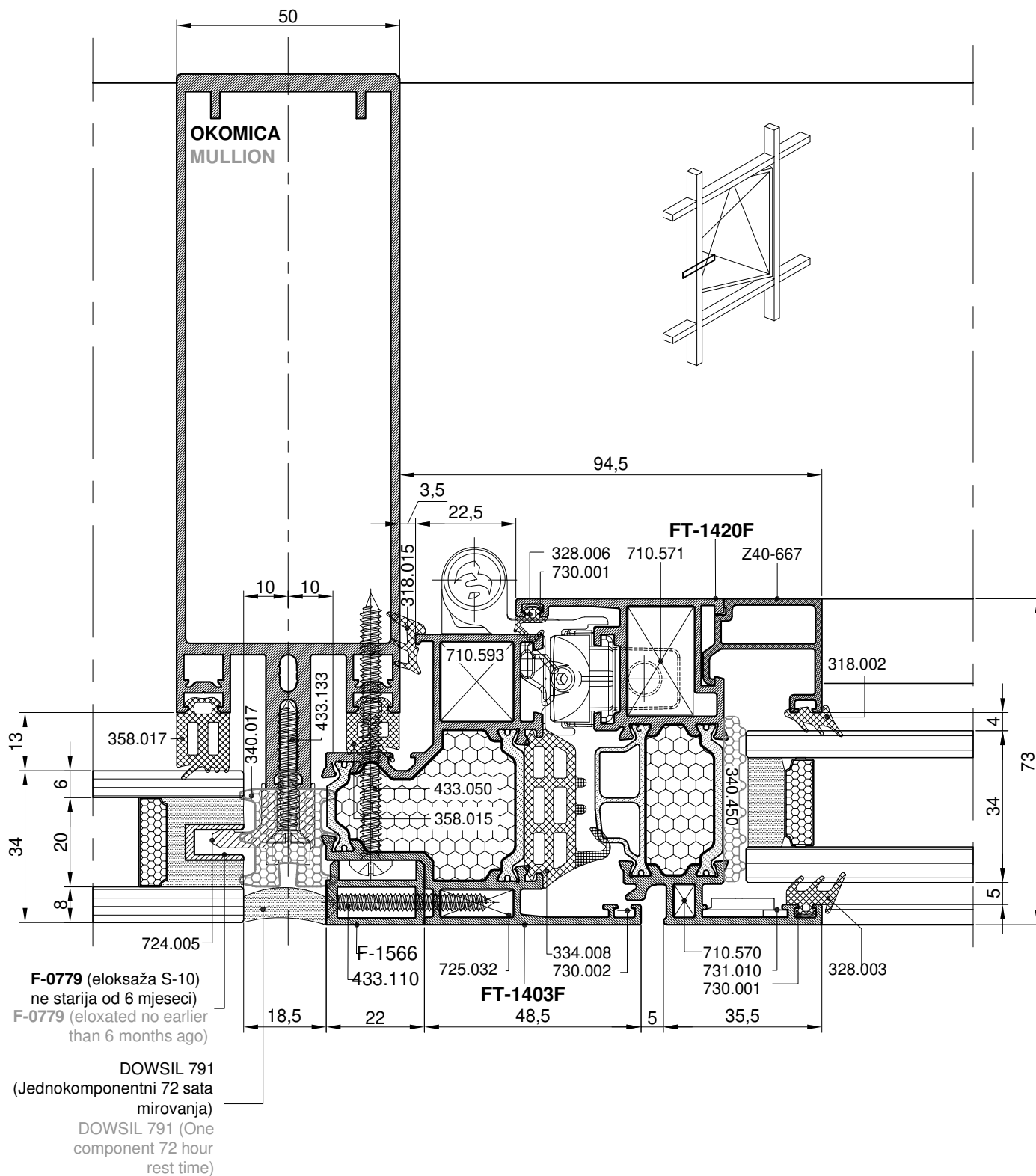




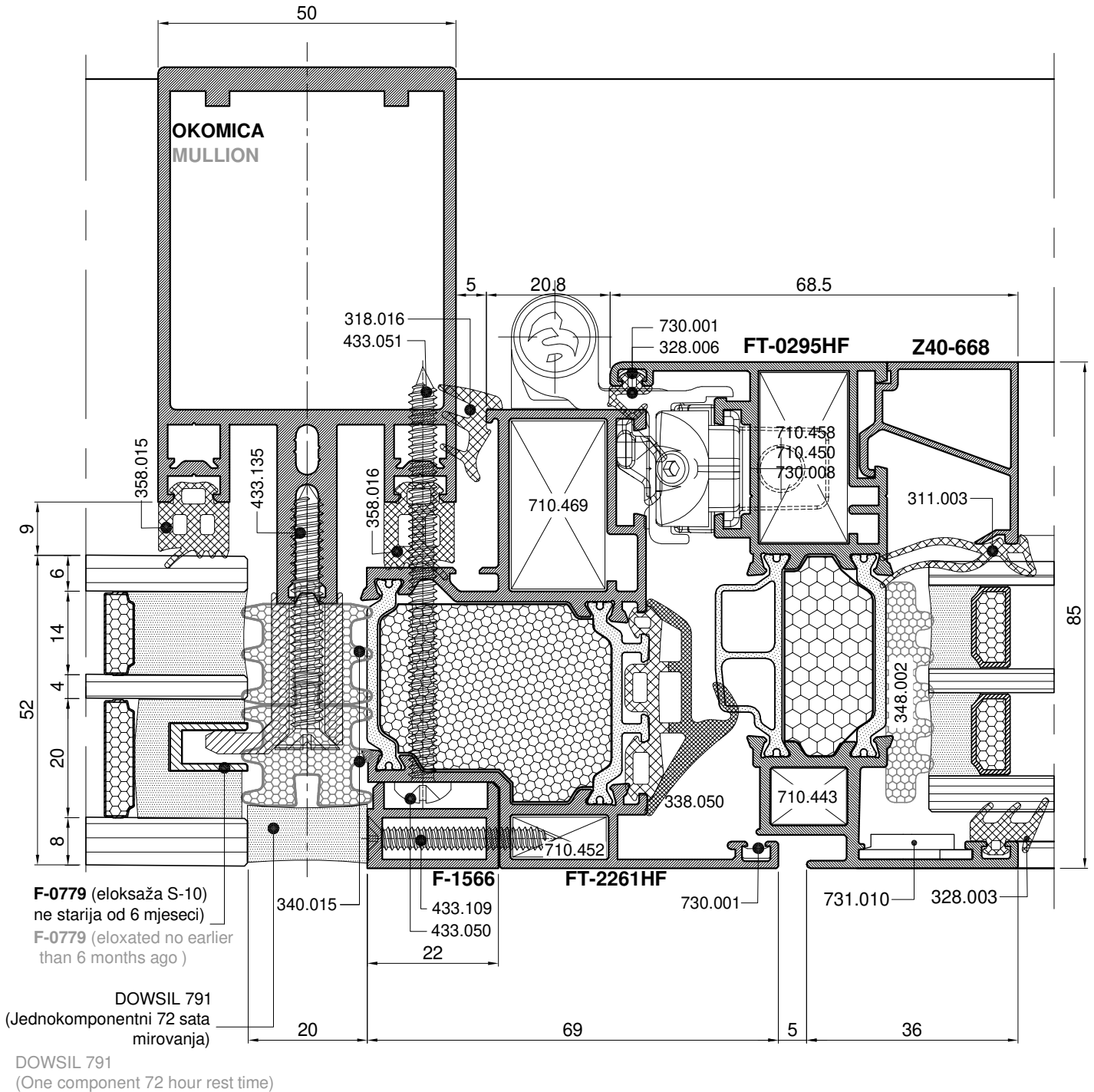
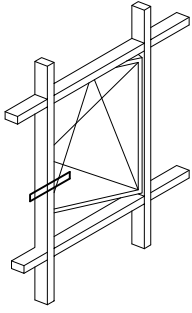


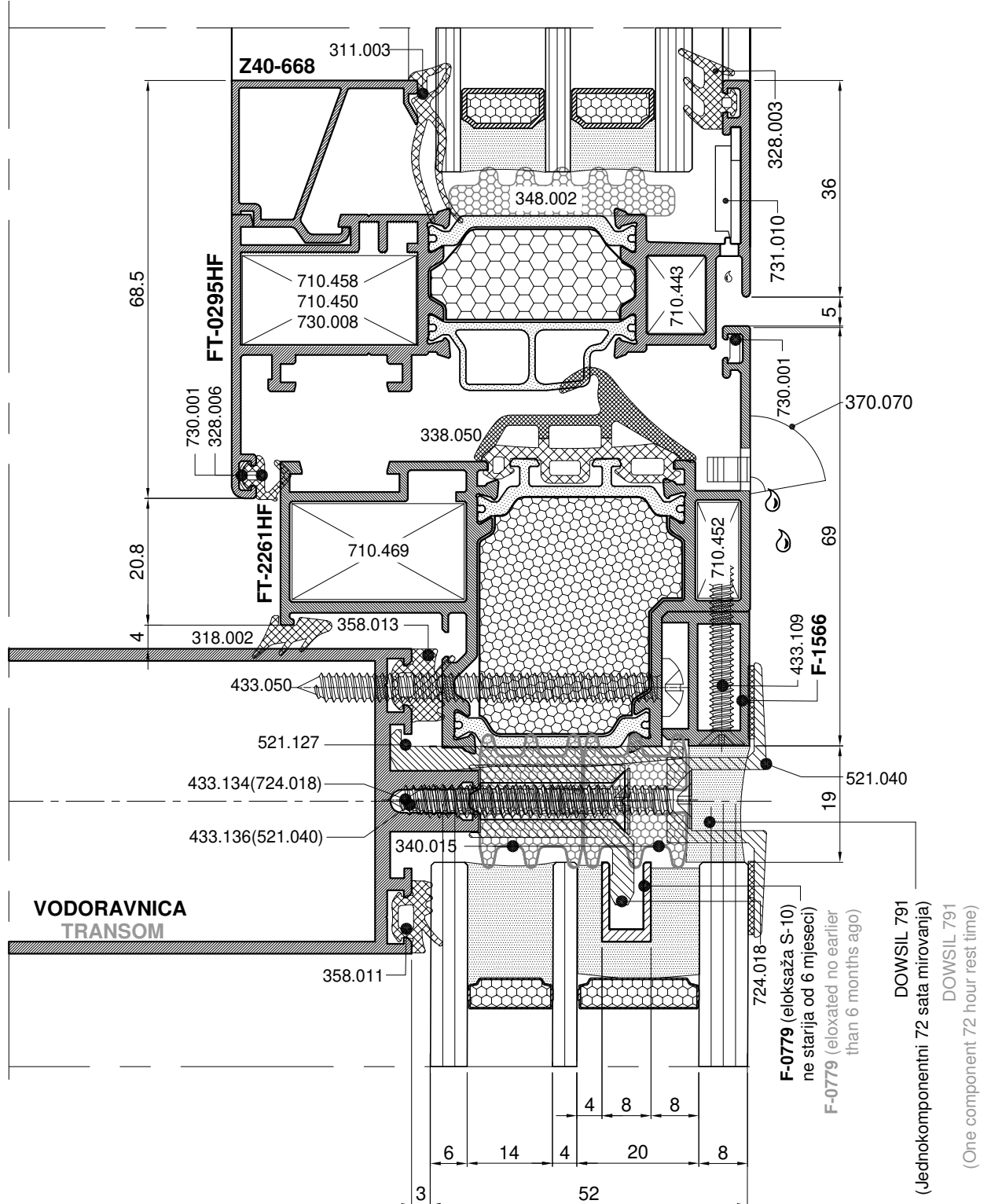
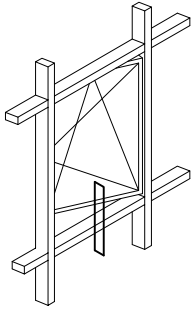


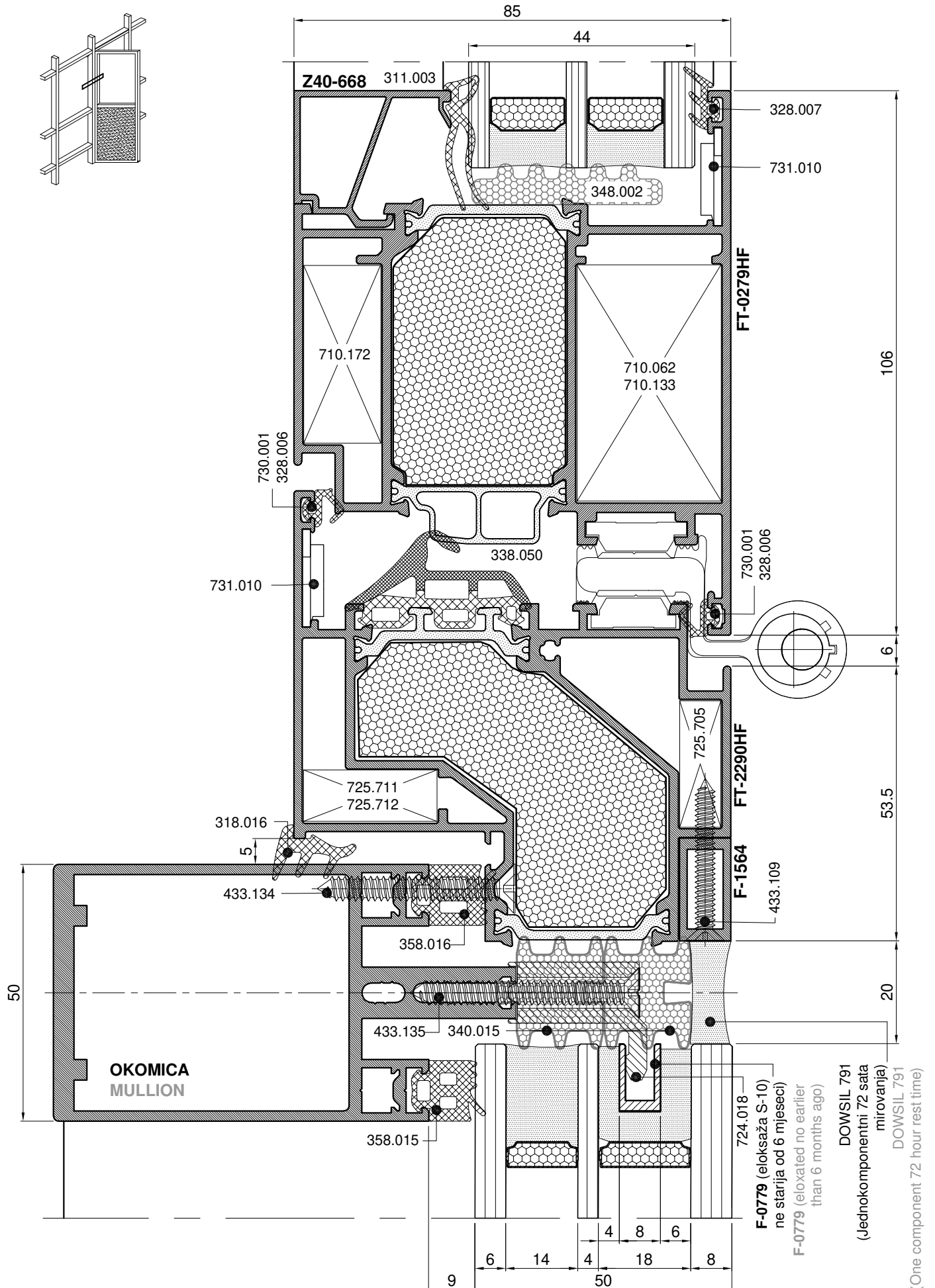


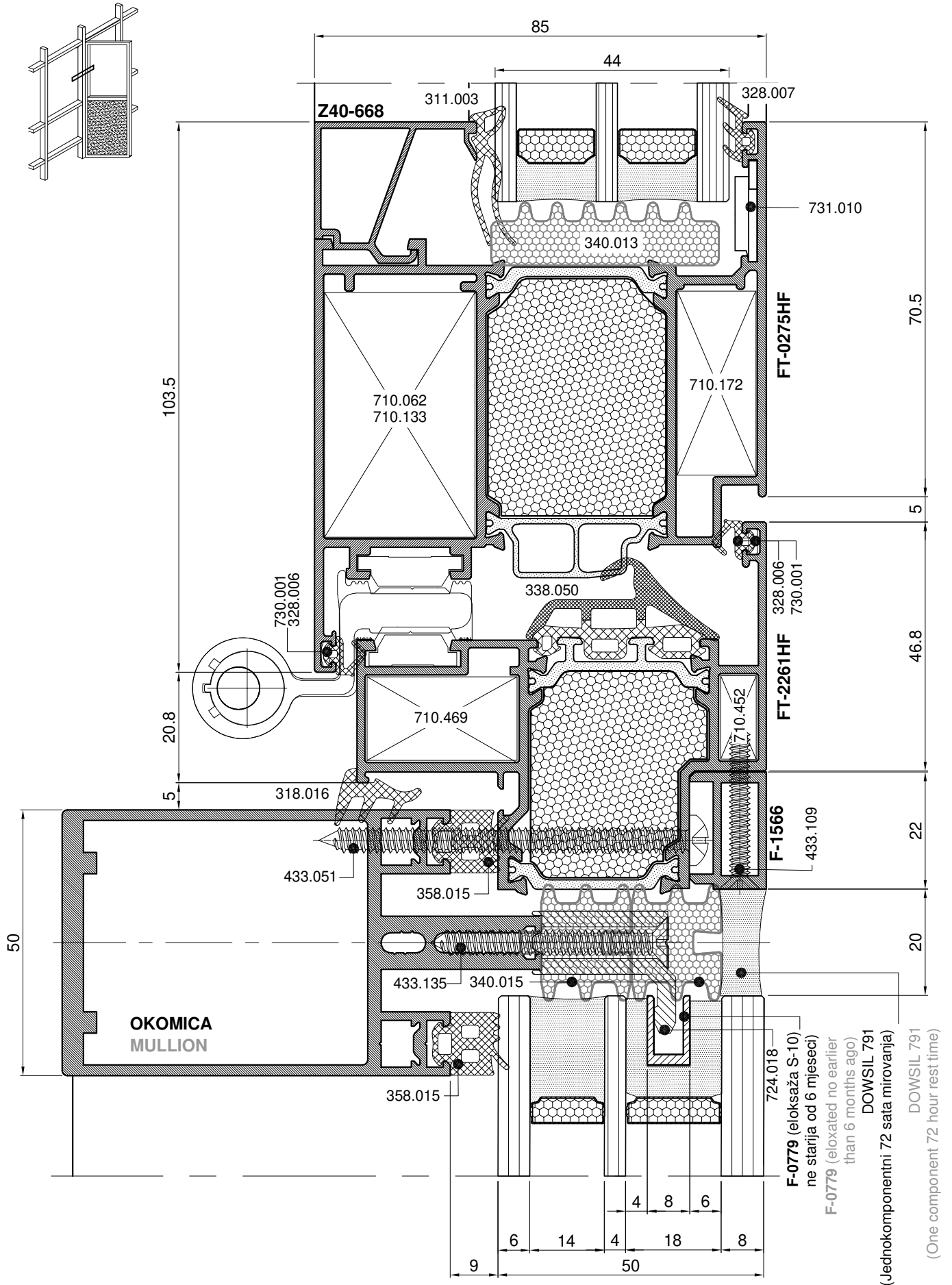


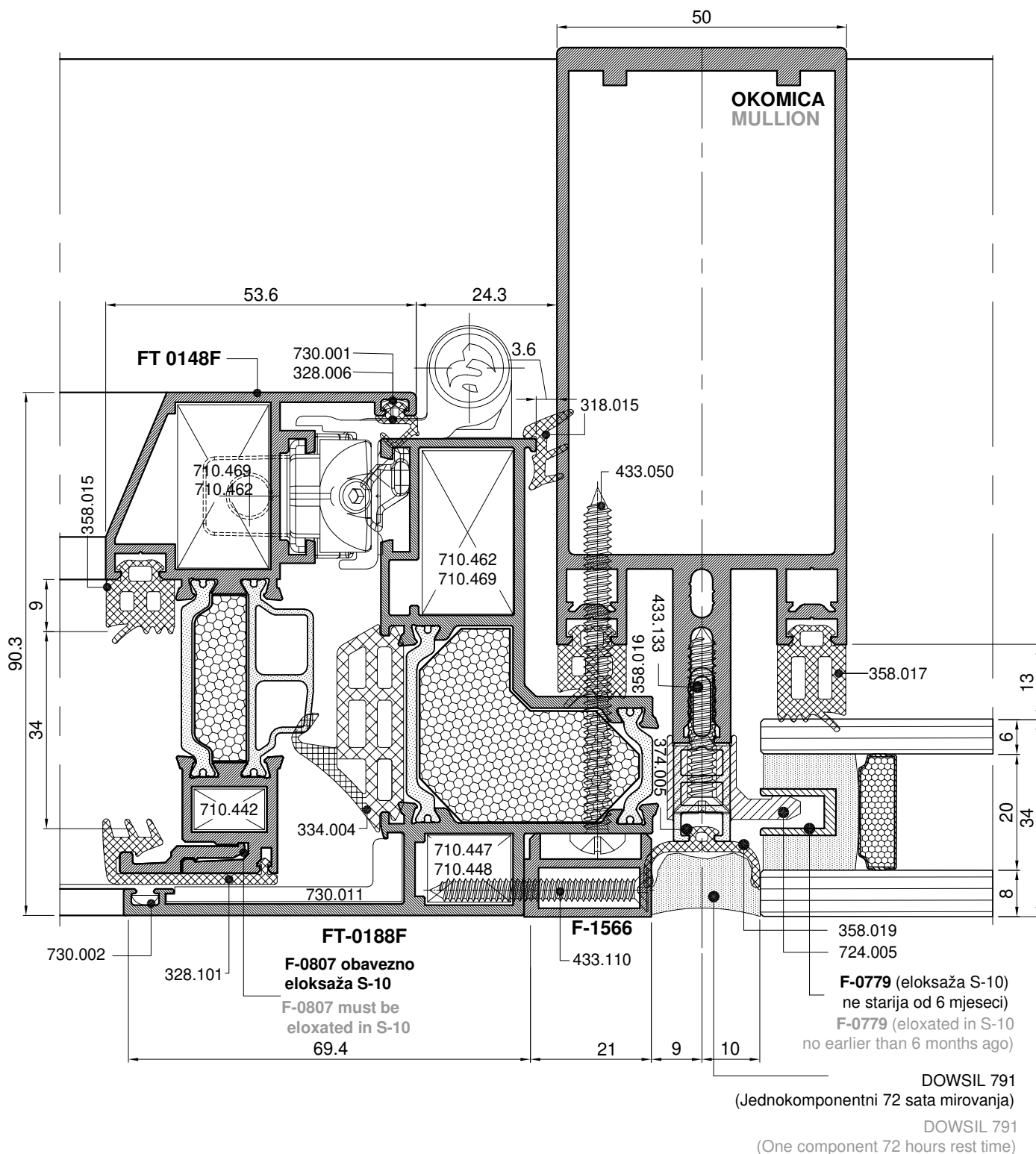
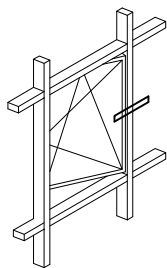


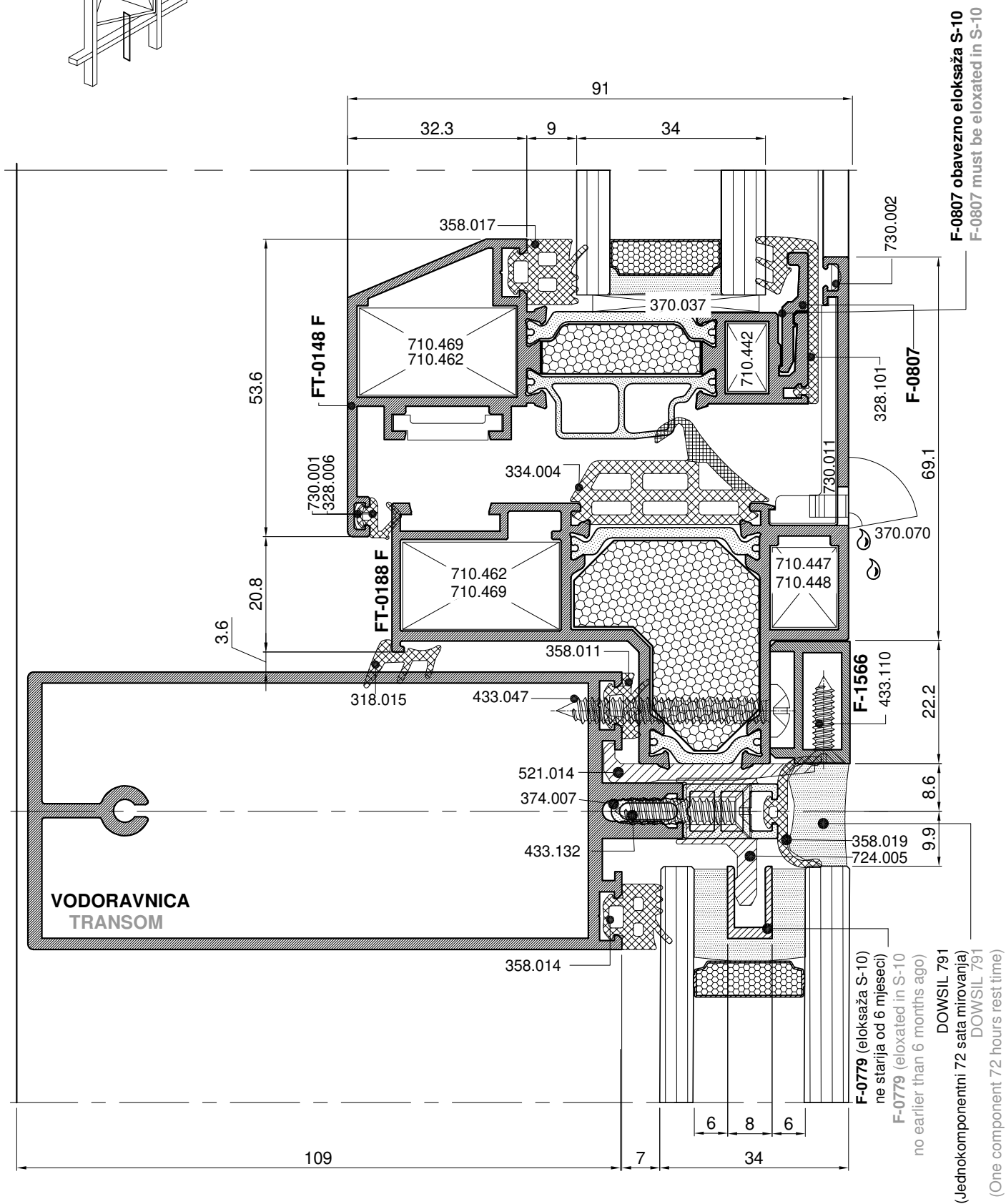
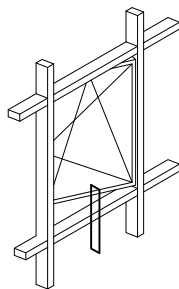


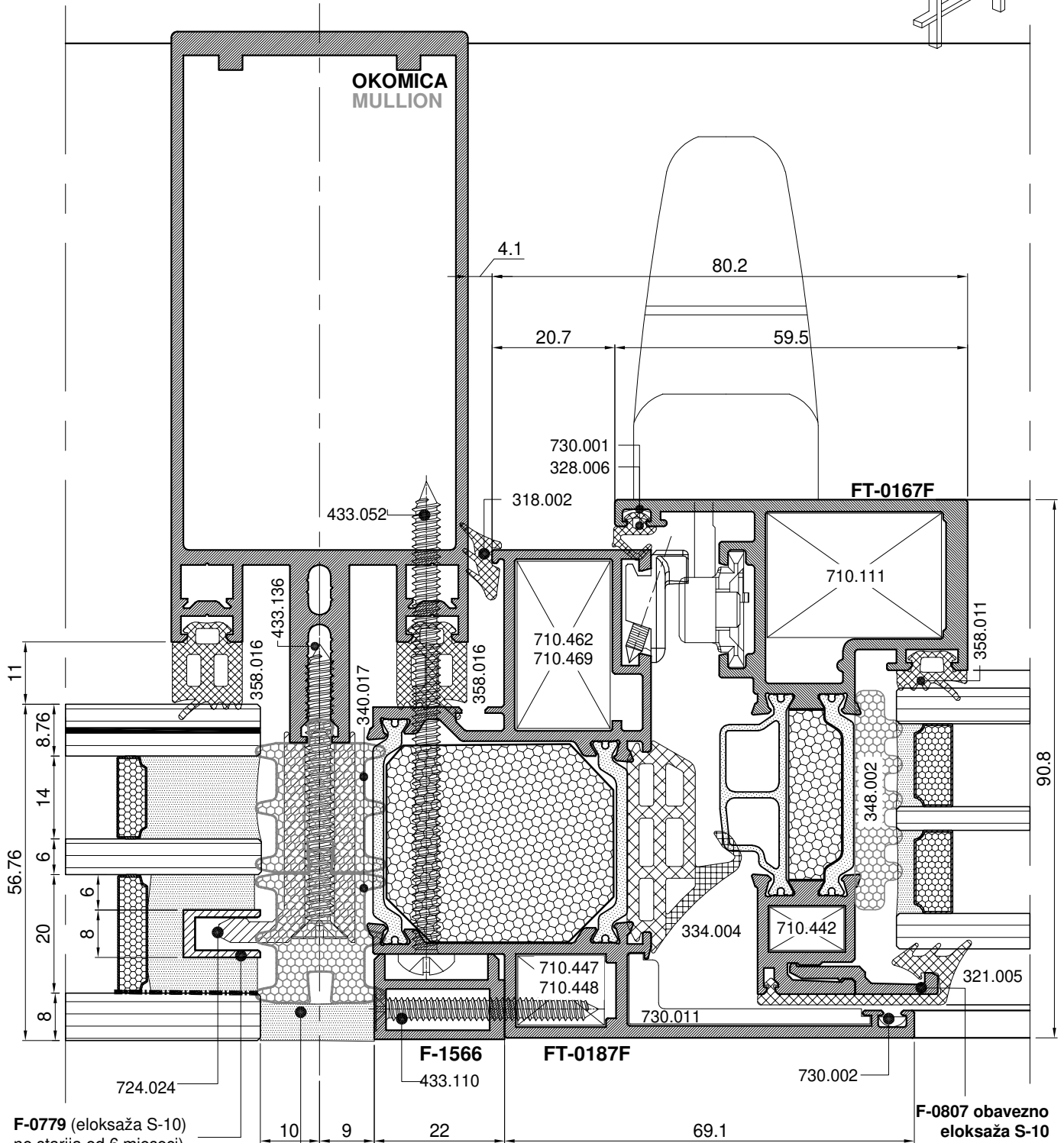
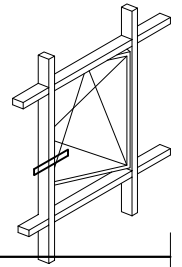












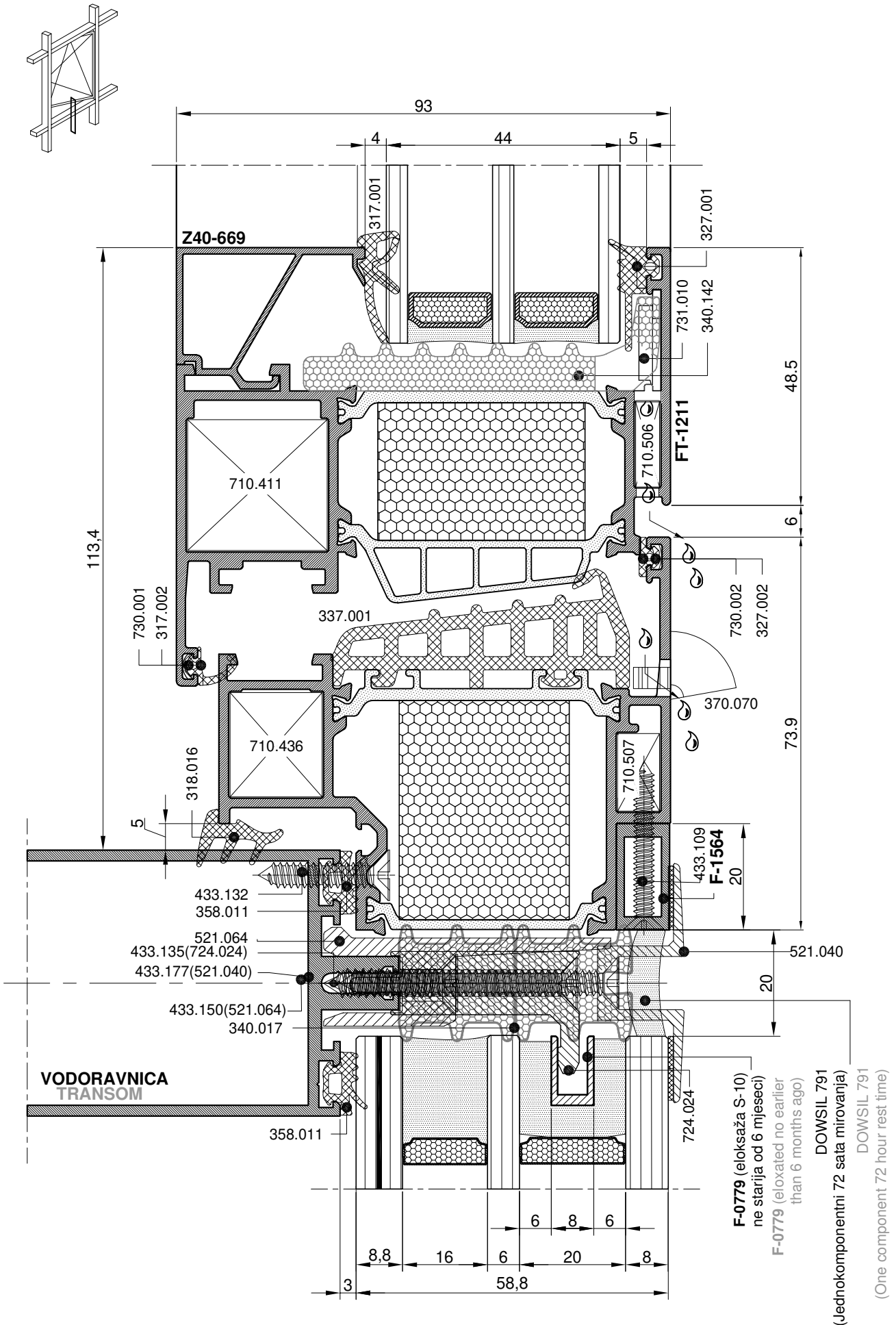
**F-0779** (eloksaža S-10)  
ne starija od 6 mjeseci)  
**F-0779** (eloxated in S-10  
no earlier than 6 months ago)

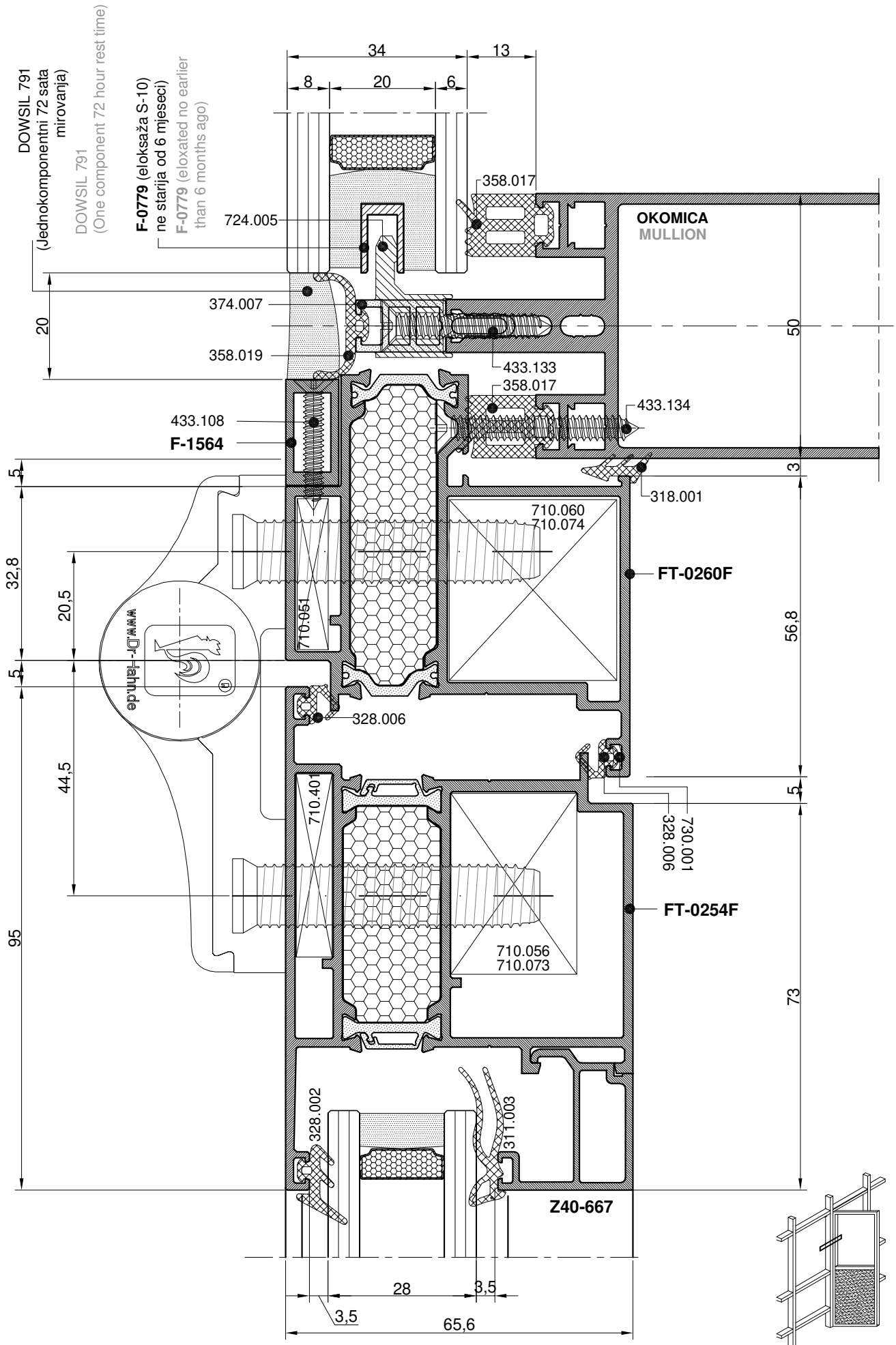
**DOWSIL 791**  
(Jednokomponentni 72 sata mirovanja)  
**DOWSIL 791**  
(One component 72 hours rest time)

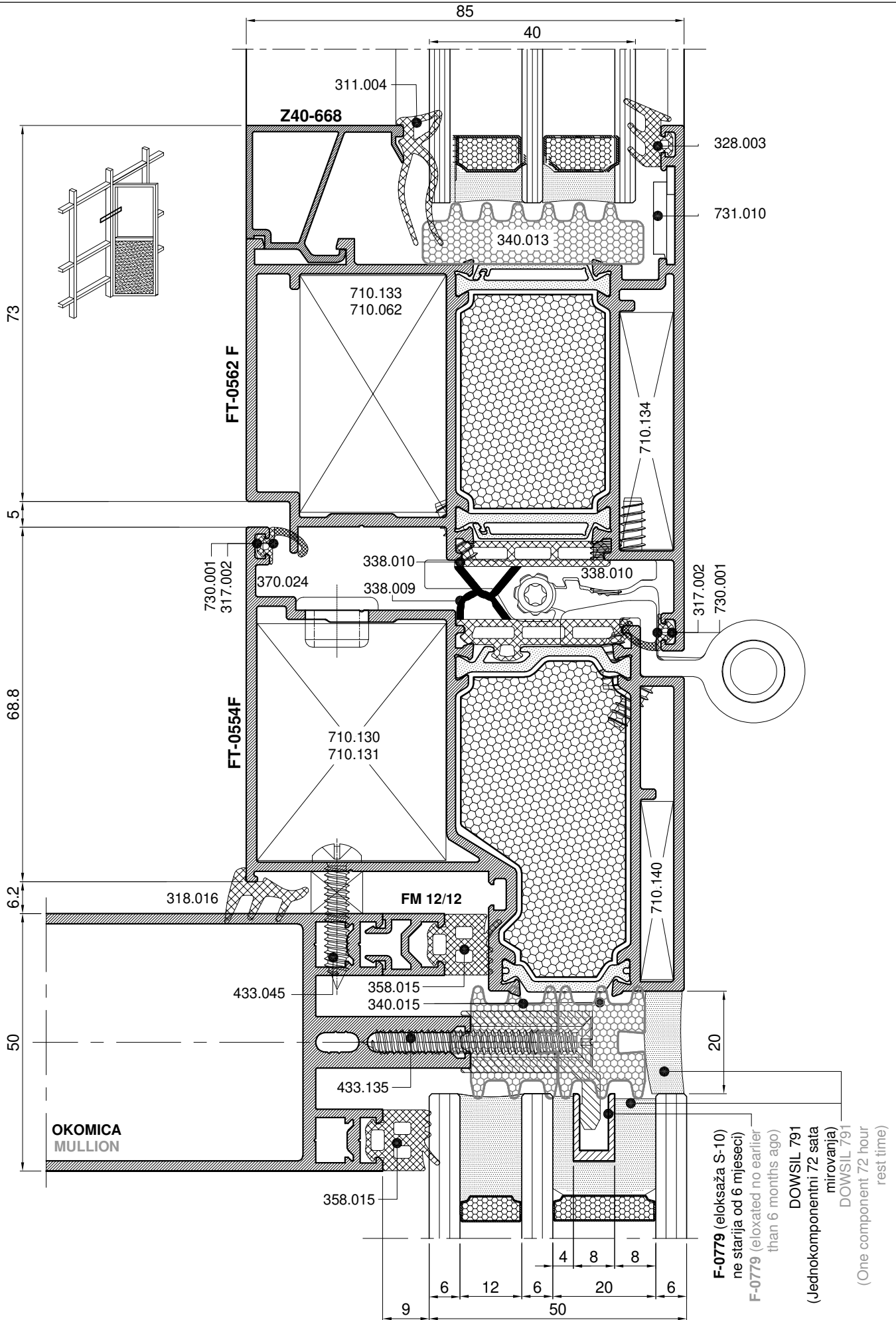
**F-0807 obavezno**  
eloksaža S-10  
**F-0807 must be**  
eloxated S-10

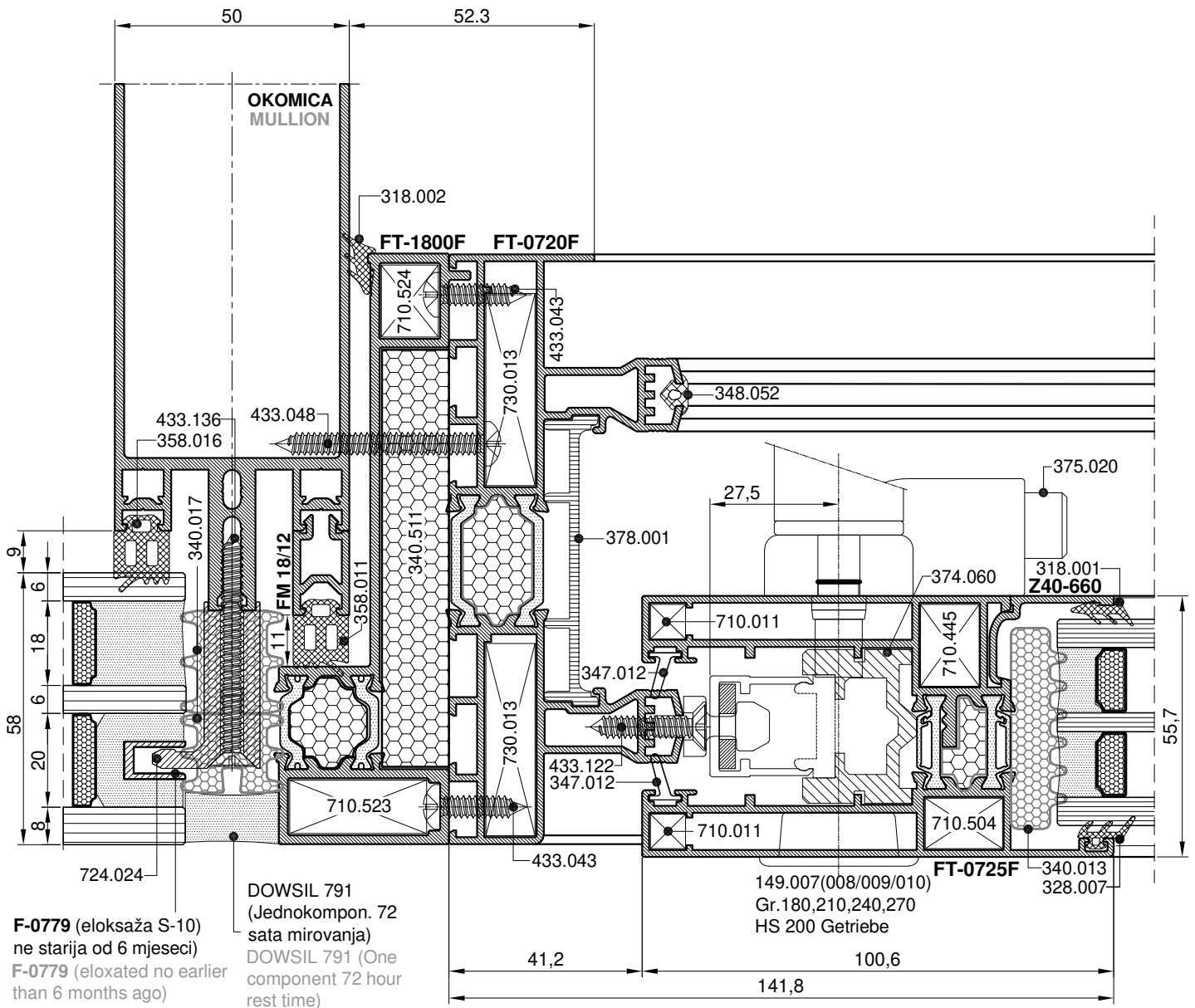
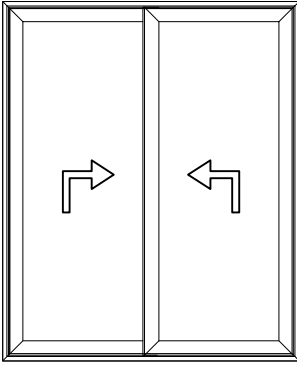


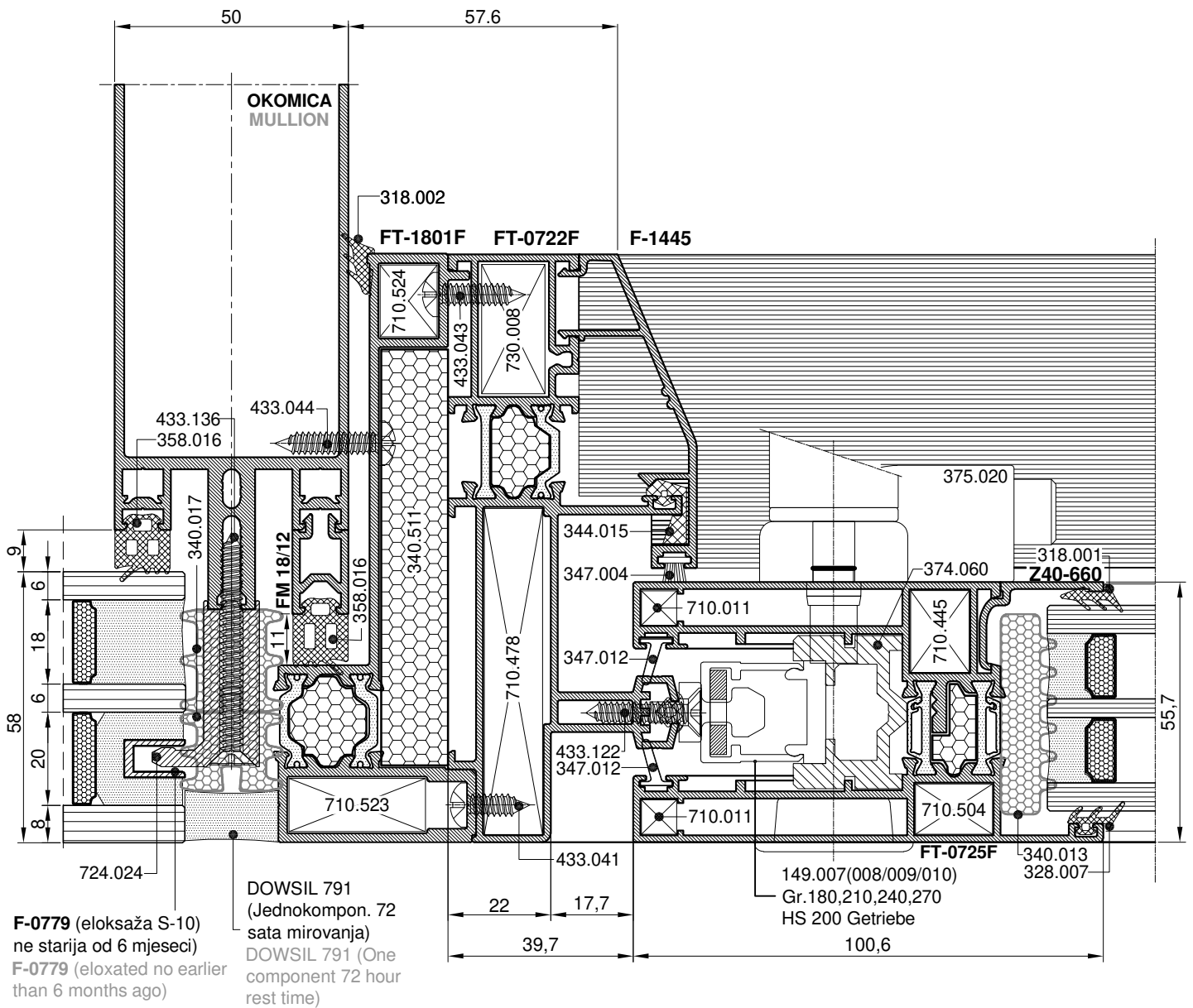
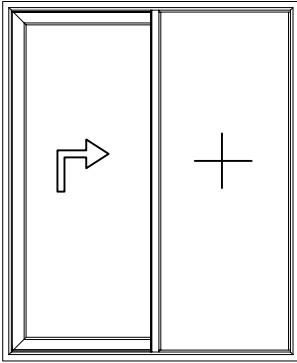


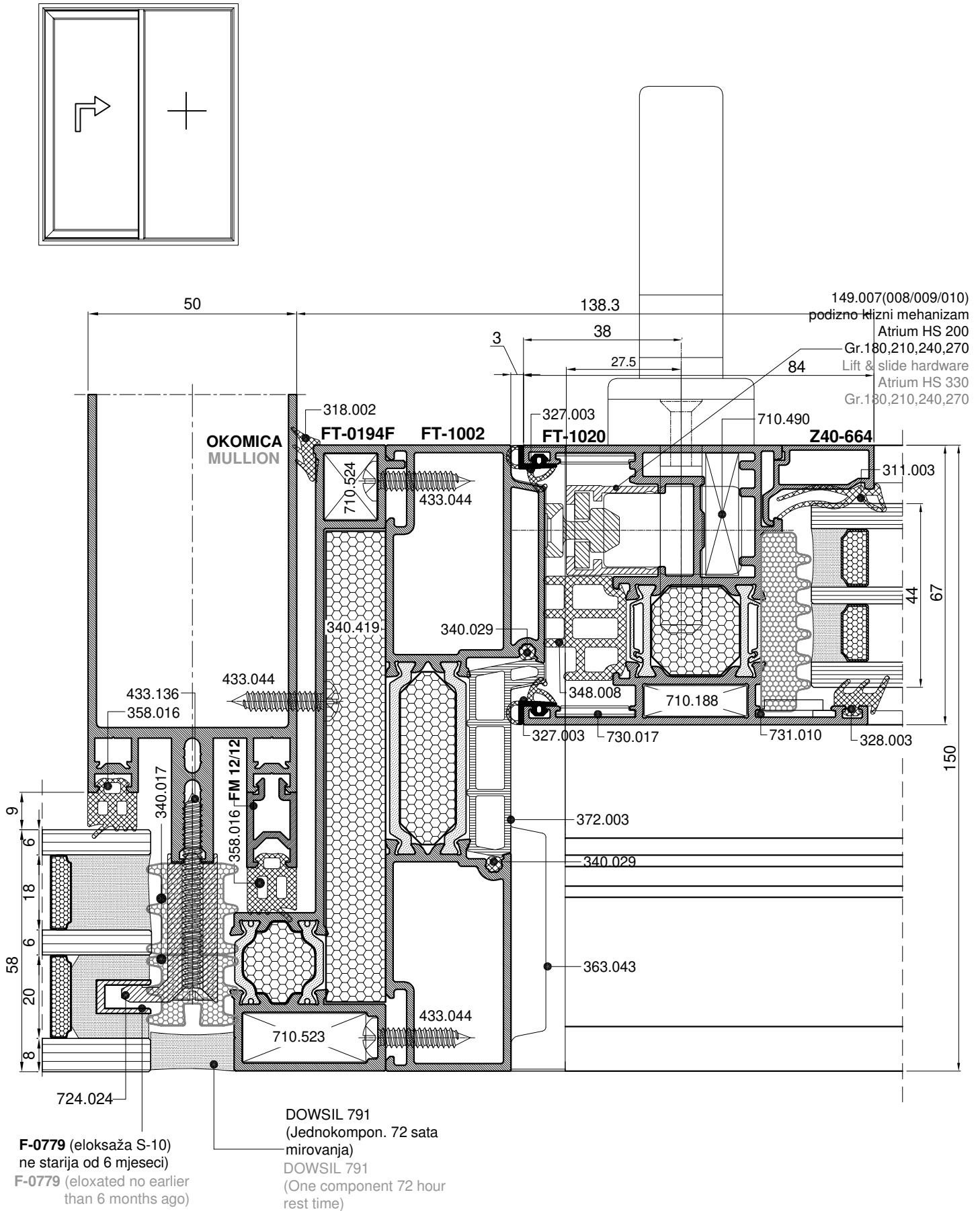


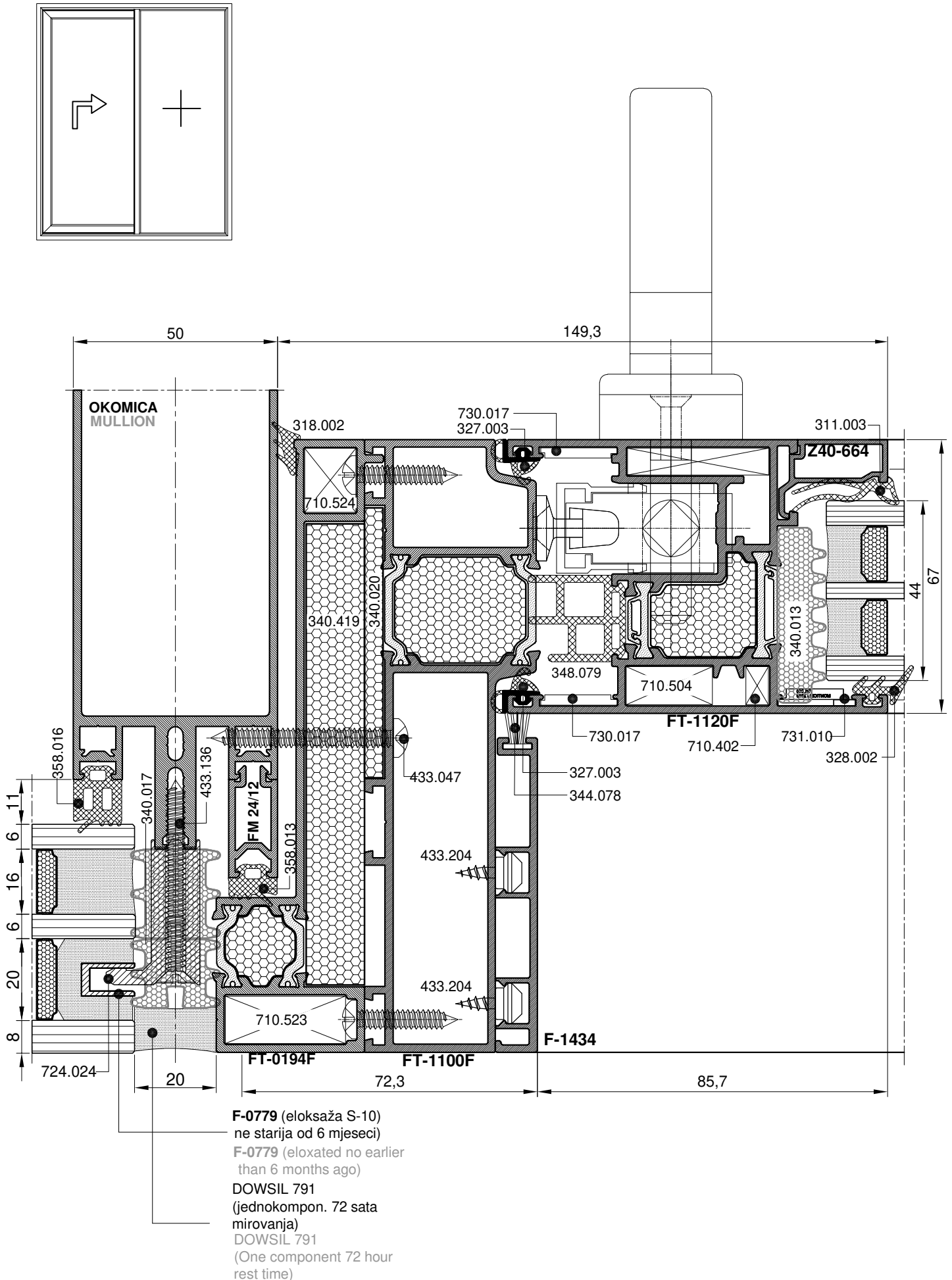


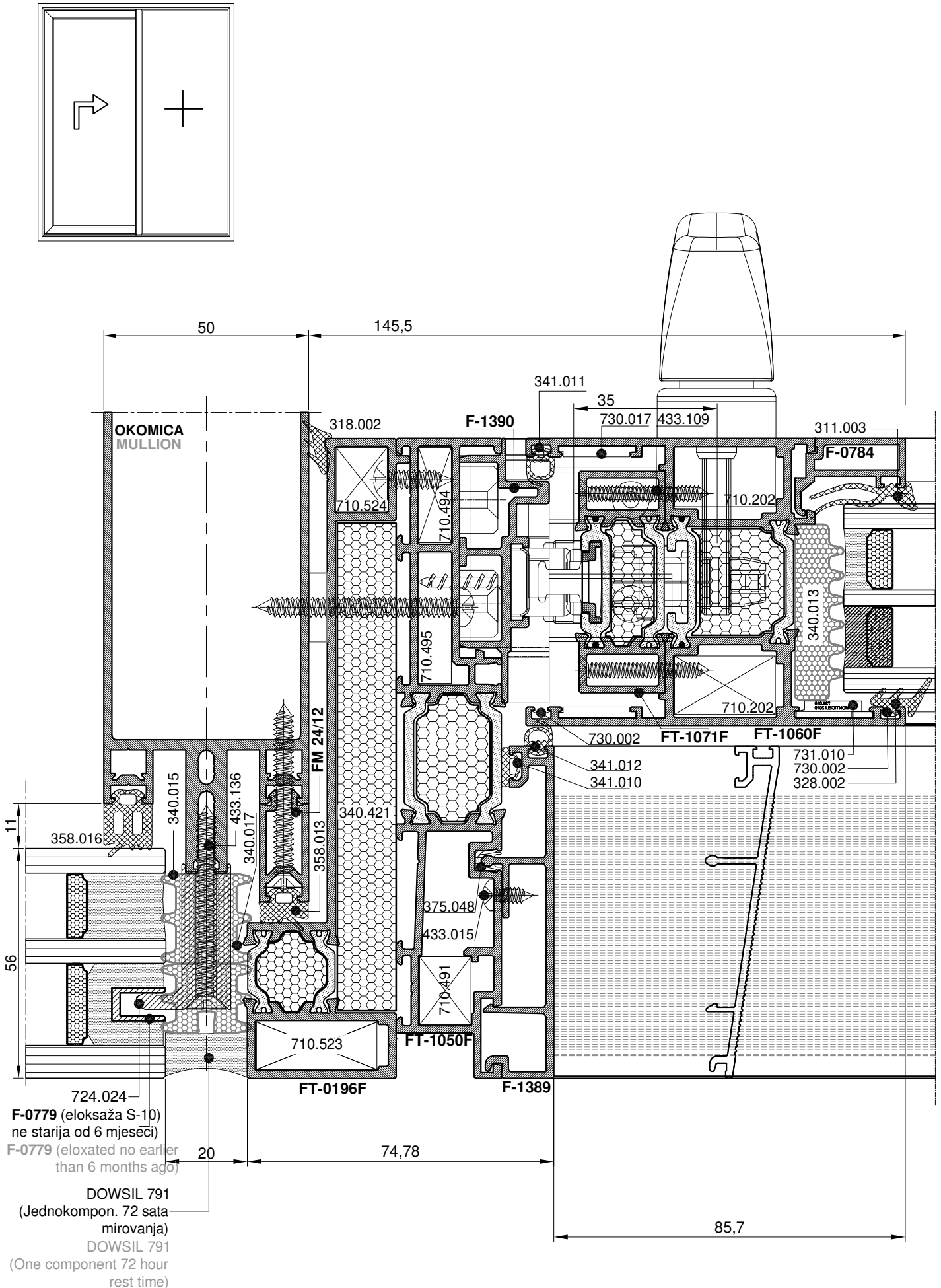


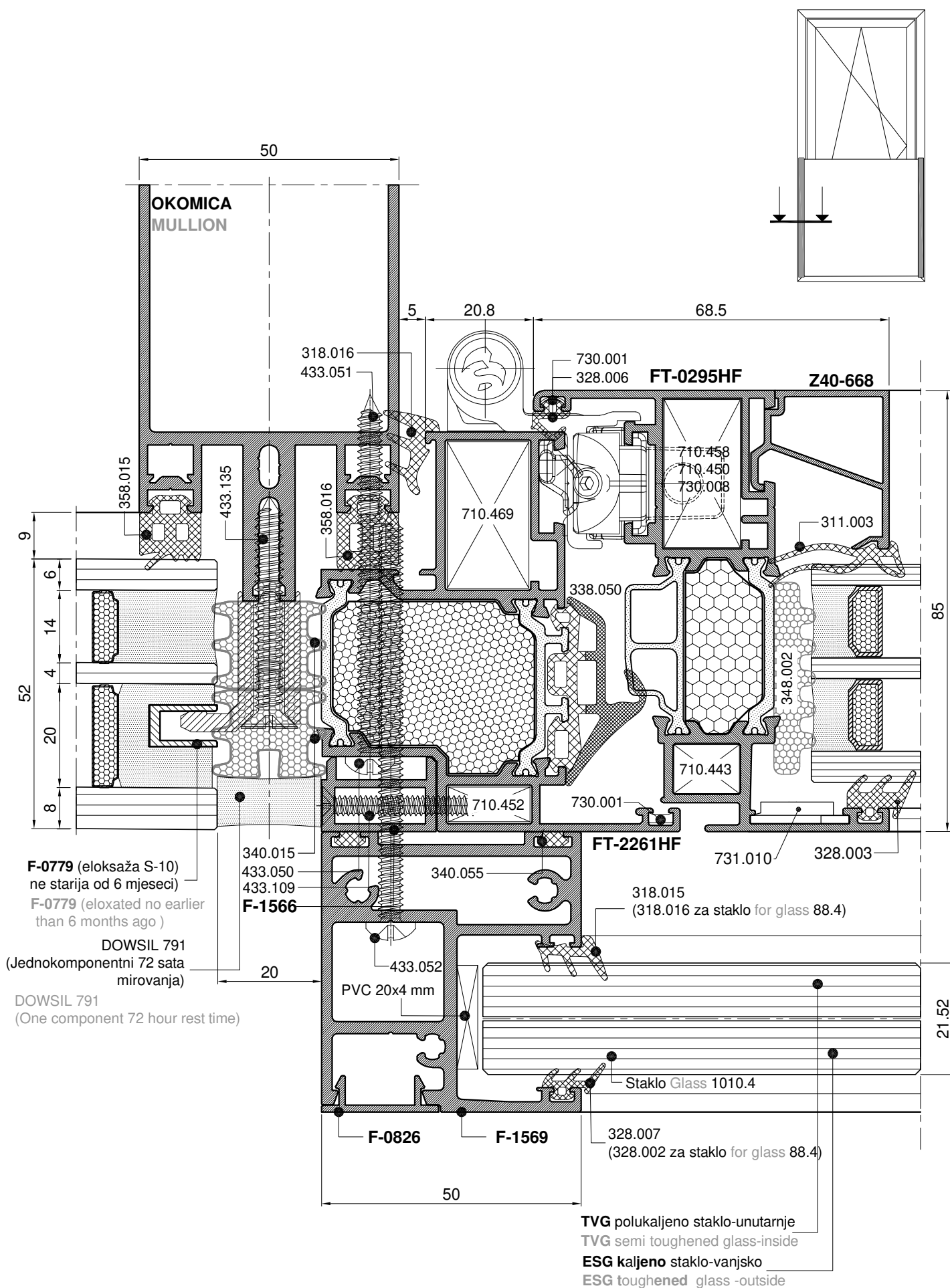












# FEAL



Skenirajte QR kod i registrirajte se na [partner.feal.ba](https://partner.feal.ba)

*Scan the QR code and register on [partner.feal.ba](https://partner.feal.ba)*

## 50 FK

Knjiga A / *Book A*

Listopad 2025 / *November 2025*

FEAL d.o.o.  
Trnska cesta 146  
88220 Široki Brijeg  
Bosna i Hercegovina  
Tel. +387 39 704-269; 705-807; 705-636  
Fax. +387 39 704-358  
[info@feal.ba](mailto:info@feal.ba)  
[www.feal.ba](http://www.feal.ba)